HYDROGEOLOGIC REPORT

FOR

CARNIVAL GRAND PORT PROJECT



Carnival

HYDROGEOLOGIC REPORT

for

CARNIVAL GRAND PORT PROJECT

FREEPORT, GRAND BAHAMA ISLAND

THE BAHAMAS

Prepared for:

CARNIVAL GRAND BAHAMA INVESTMENTS LTD.

PREPARED BY:

R.C. MINNING & ASSOCIATES, INC.
TREASURE ISLAND, FL

AND

ENVIROLOGIC INTERNATIONAL LTD.
FREEPORT, GRAND BAHAMA ISLAND

October 7, 2019

Carnival

Table of Contents

0.0 EXECUTIVE SUMMARY 0
1.0 INTRODUCTION 1
1.1 Scope of Work 1
1.2 Literature Review 2
2.0 FIELD ACTIVITIES 3
2.1 Drilling 3
2.2 Salinity Profiling 3
2.3 Core Drilling 4
2.4 Data Loggers 4
2.5 Surveying 5
2.6 Water Quality Sampling 5
3.0 DISCUSSION 6
3.1 Geology 6
3.2 Core Drilling 8
3.3 Freshwater Lens 8
3.4 Grand Bahama Utility Company Ltd. – Wellfield W-6 9
3.5 Hydraulic Communication 10
3.6 Baseline Water Quality 12
3.6.1 Laboratory Results 13
3.6.1.1 Groundwater Quality 13
3.6.1.2 Groundwater Analytical Results 13
3.6.1.3 Seawater Analytical Results 14
3.6.1.4 Wetland Analytical Results 15
3.6.1.5 Analytical Results Summary 16
4.0 HYDROGEOLOGIC MODELING 16
4.1 Introduction 16
4.2 Conceptual Model 17
4.3 Model Input 19
4.4 Model Output 23
4.4.1 Base Scenario 23

4.4.2 Predictive Simulation 1 – Canal Construction 24
4.4.3 Predictive Simulation 2 – Dredging Operations 25
5.0 CONCLUSIONS 25

TABLES

Table 1 – Observation Well Locations and Elevations
Table 2 – Drilling Penetration Rates, Salinity and Conductivity Measurements During Drilling Activities
Table 3 - Salinity Profiles for June 18-19, August 10-11, and September 13, 14 and 25 2019
Table 4 – Observation Well Elevational Table
Table 5 - Data Logger Information
Table 6 - Tidal Lag Times, Amplitudes and Transmissivity Data for (June 20-21 and June 25, 2019)
Table 7 - Water Quality Detection Summary
Table 8 – Model Input Summary

GRAPHS

Graph 1 – Hydrograph of NPC-wetland and all OWs
Graph 2 – Hydrograph of Wetland – OW-2
Graph 3 – Hydrograph of Wetland – NPC – OW-2
Graph 4 – Hydrograph of All OWs
Graph 5 – Hydrograph of NPC – OW-5 – OW-8 – OW-9
Graph 6 – Hydrograph of NPC – OW-5 – OW-10 – OW-13
Graph 7 – Hydrograph of NPC – OW-2 – OW-13
Graph 8 – Hydrographs, Lag Times, and Amplitudes – June 20-21, 2019 – NPC-OW-5-OW-9
Graph 9 – Hydrographs, Lag Times, and Amplitudes – June 20-21, 2019 – NPC-OW-2-OW-13
Graph 10 - Hydrographs, Lag Times, and Amplitudes – June 25, 2019 – NPC-OW-5-OW-9
Graph 11 - Hydrographs, Lag Times, and Amplitudes – June 25, 2019 – NPC-OW-2-OW-13

FIGURES

Figure 1 - Map of GB Island showing project (1/2 of figure) and close up of project area including Sharp Rocks
Figure 2 - Google Earth / plan view split figure of project site and surrounding area
Figure 3 - Google Earth with latest canal location and freshwater lens thickness
Figure 4 - Google Earth with freshwater lens, project site and W-6 wellfield
Figure 5 - 1974 freshwater lens map (original)
Figure 6 - Google Earth of site with well locations (all 17), Owl's Hole and Mermaid's Liar
Figure 7 - Data logger locations
Figure 8 - Potentiometric surface at high tide

Figure 9 - Potentiometric surface at low tide
Figure 10 - Potentiometric Surface Map September 29, 2019
Figure 11 – Conceptual Model
Figure 12 – Hydrogeologic Model Grid and Input
Figure 13 – Model Input – Inset Grand Port Property
Figure 14 – Model Output – Base Calibration Scenario
Figure 15 – Model Output – Predictive Simulation 1
Figure 16 – Model Output – Predictive Simulation 2

APPENDICIES

Appendix A - Driller's Logs and Salinity Profiles
Appendix B - Photo of Selected Cores
Appendix C – Core Labs Report
Appendix D - Sampling Logs and Laboratory Reports

0.0 EXECUTIVE SUMMARY

This report is being submitted to Carnival Bahama Investments Ltd pursuant to its request for a hydrogeologic investigation as part of an Environmental Impact Assessment for the "Grand Port" project. The name "Grand Port" is a temporary working name for the project and a permanent branding name will be identified in the future. The hydrogeologic investigation was designed to qualify and quantify the groundwater resources within and adjacent to the Grand Port Project Area and determine the effect(s) of project developments and operations on those resources.

The hydrogeologic setting for the Grand Port Project Area is one of a limestone bedrock and where saturated, comprises the Lucayan Limestone Aquifer which is an unconfined or water table aquifer. A freshwater lens exists in the upper portion of the aquifer and ranges between a few feet and about sixty feet in thickness. Within and adjacent to the project area the lens thickness varies from near zero at the shoreline of the Northwest Providence Channel to over fifty feet immediately north of the project area. The Grand Bahama Utility Company operates their wellfield W-6 which is approximately 2.26 miles to the north and within the same freshwater lens. The W-6 wellfield provides freshwater to the residents and businesses of Grand Bahama Island.

Site specific hydrogeologic data were obtained via measurements and profiling in the fourteen observation wells installed for this investigation, the on-site wetland areas and the Northwest Providence Channel. Analysis of the data confirmed: the existence of the unconfined Lucayan Limestone Aquifer; the lack of any significant hydraulic communication between the wetlands and the underlying aquifer; a shallow gradient on the water table towards the Northwest Providence Channel; the presence of the freshwater lens of variable thickness; and, groundwater quality met U. S. EPA and/or World Health Organization criteria for drinking water with the exception of chlorides and total dissolved solids.

The Grand Port Project plans to construct and operate a canal to be located parallel to the shoreline of the Northwest Providence Channel and approximately 700 feet landward thereof. The canal would run the length of the property or about 8,500 feet and be open to the Northwest Providence Chanel at both the east and west ends. A Modflow/SEAWAT computer model was utilized as a predictive tool to assess the effect of canal construction and operation on the freshwater lens. After proper calibration, the model runs showed the freshwater/seawater interface to migrate approximately two-hundred feet (plus/minus) to the north indicating very minimal impact to the freshwater lens and virtually no impact to the lens at the OW-9 and OW-12 locations and the W-6 wellfield.

The impacts from Hurricane Dorian on the freshwater lens in the project area are documented and presented. The freshwater lens in the vicinity of OW-9 and OW-12 was not affected. The previously degraded lens at OW-10 and OW-13 appears to have undergone further deterioration as did the salinity concentrations in the other observation wells.

1.0 INTRODUCTION

Carnival Corporation is proposing to develop a destination port for their cruise ships on Grand Bahama Island. The Carnival Grand Port Project (CGPP) is located on the south shore of the Island in the vicinity of Sharp Rocks Point, approximately 9 miles east of Freeport (Figure 1) with an east-west length of approximately 8,500 feet paralleling the Northwest Providence Channel (NPC) and a north-south depth of about 1,700 feet. That area of Grand Bahama Island is characterized by upland pine barren areas, isolated elevated knolls, lower lying wetland areas and a sandy ridge paralleling the south coastline. The land area under consideration is outlined in Figure 2 and shows that the western half of the parcel is predominately mangrove wetland and sandy ridge transitioning to upland pine barren, Sabal woodland, Broadleaf Coppice forest and fern shrubland in the eastern portion.

An east-west oriented canal interior of the sandy ridge is proposed to be constructed within the CGPP property with access to the NPC at the eastern and western ends. Published information, subsequently presented, reveals that a freshwater lens of varying thickness exists within the proposed development and would be disturbed by the canal construction (Figure 3). Additionally, the Grand Bahama Utility Company, Ltd. (GBUC) operates a freshwater supply well field W-6 within the same freshwater lens approximately 2.25 miles (3.6 km) north of the CGPP property (Figure 4).

A hydrogeologic investigation has been initiated to assess the potential impacts of the CGPP on the freshwater resources in the area and changes to the groundwater flow system. This report documents the investigation, the work that has been completed, results, and the conclusions.

1.1 Scope of Work

This report has been prepared in satisfaction of Sections 8.0 – Baseline Conditions and 9.0 – Project Impacts of the Terms of Reference for the Carnival Grand Port Project.

1.2 Literature Review

A number of published documents and maps were reviewed during the course of the investigation. Particular interest was given to a *Groundwater & Land Ownership map*[1] which presented the configuration of the freshwater lens in 1974 for the CGPP property, the W-6 well and the surrounding area (Figure 5). Also, of interest was a report titled: "*Isle of Allura – Groundwater Assessment & Protection Plan"*[2] which focused on an area of Grand Bahama Island that included the CGPP property. Figures 3.3.1 and 3.3.2 in that report show the 25-foot-thick *Boundary of freshwater lens (0.5 ppt) and (0.6 ppt)*, respectively, which differ considerably from the *Groundwater & Land Ownership map*. Further discussion is presented later in this report. Another report: *"Geology and* Ground-*water Resources in the Vicinity of the Auxiliary Air Force Bases, British West Indies"*[3] documents a hydrogeologic investigation of the former U. S. Air Force base near Gold Rock Creek, Grand Bahama Island which is about 7.55 miles east of the CGPP property. Included in that report are the results of an aquifer performance test on the Lucayan Limestone aquifer (LLA), which also is present beneath the CGPP property, showing transmissivity (T)[4] to be 130,000 gpd/ft. Recharge in the form of infiltrating precipitation was estimated to be 15-inches per year. This recharge rate agrees with the work done by Little, et. al.[5] in 1973. A report by Whitaker and Smart[6] presents a scale-dependent range of hydraulic conductivities (permeabilities)[7] for the LLA based on differing testing methods. This range will be discussed in the modeling section of this report.

---

[1] (Groundwater & Land Ownership Map 1B, 1974, British Government – Ministry of Overseas Development.)
[2] Kincade, David H. and Devo Seereeram, January 6, 2005, Isle of Allura – Groundwater Assessment & Protection Plan, DEVO Engineering, Orlando, FL.
[3] Klein, Howard, Hoy, N. D. and Sherwood, C. B., January 1958, Geology and Ground-water Resources in the Vicinity of the Auxiliary Air Force Bases, British West Indies, United States Department of the Interior, U. S. Geological Survey, Tallahassee, FL.
[4] Transmissivity (T) is the volume of water flowing through a 1-foot wide section of the aquifer's saturated thickness under a unit gradient of 1 ft/1 ft. T = Hydraulic conductivity (K) x saturated aquifer thickness (b).
[5] Little, B. G., Buckley, D. K., Jefferiss, Al, Stark, J., and Young, R. N., 1973, Land Resources of the Commonwealth of the Bahamas, Volume 4 Andros Island, Land Resources Division, Tolworth Tower, Surrey, England.
[6] Whitaker, F. F. and Smart, P. L., 2000, Characterizing scale-dependence of hydraulic conductivity in carbonates: evidence from the Bahamas, Journal of Geochemical Exploration, Elsevier Science B.V.
[7] Hydraulic conductivity (K) is the volume of groundwater that will move through a cubic-foot of the LLA in a one-day under a unit gradient of 1 ft/1 ft. K = Transmissivity (T) / saturated aquifer thickness (b).

2.0 FIELD ACTIVITIES

This investigation was undertaken to document the presence and extent of the freshwater lens underlying the CGPP property, its relationship to the GBUC wellfield W-6, and the impact of the proposed canal on the freshwater resources in the area and the regional groundwater flow system. Key to addressing those issues is identifying the salinity of the groundwater at depth via drilled boreholes (observation wells).

2.1 Drilling

Figure 6 shows the locations of the fourteen (14) borehole/observation wells. Drilling of OWs – 1 and 2 began June 3, 2019 and concluded with the drilling of OW-14 on June 15, 2019. The drilling was performed by Bahama Sanitary Engineering, Ltd using a Mahew Model-1000 drilling machine in the air-rotary configuration. An 8-inch wing-bit was used to start each borehole into which a 6-inch diameter Schedule 40 PVC casing approximately 5-feet in length was installed as the surface casing. Drilling then proceeded using a 6-inch drag-bit. Starting at a depth of five (5) -feet below the water table and continuing at 5-foot intervals thereafter, produced water from each borehole was tested for salinity and conductivity. Drilling was stopped when the salinity test results gave assurance that no freshwater was present.[8] The penetration rates were recorded, and the drill cuttings inspected and recorded. These data are presented in the Driller's Logs in Appendix A. Table 1 provides the location and elevational information for the observation wells and Table 2 presents the salinity/conductivity measurements of the produced water during drilling and the penetration rates.

2.2 Salinity Profiling

Subsequent to the completion of drilling operations, all observation wells were rested for between four and eighteen days to allow for stabilization of the water column. Salinity and conductivity measurements were conducted at one-foot intervals in all observation wells on August 10 and 11, 2019. A YSI PRO 30 Conductivity/Salinity/Temperature meter was used which

[8] Freshwater for this investigation is defined as having a salinity equal to or less than 0.6 parts per thousand (ppt).

was calibrated to a meter reading of 1,002 us/cm with a 1,000 us/cm standard. The results are presented in Appendix A and Table 3. Additional measurements were made at Owl's Hole and Mermaid's Liar on August 12, 2019. Salinity was 0.6 ppt at the water surface and depths of 2 ft and 7 ft at Owl's Hole. The water surface at Mermaids Lair had a salinity of 2.1 ppt. An existing well located east of the CGPP property and identified as W-17 was also profiled. This well was part of the Isle of Allura investigation (Kincaid 2005).

2.3 Core Drilling

The investigation included obtaining rock cores from selected depth intervals and well locations for permeability testing. The selected locations were at OW-1, OW-10 and OW-13 which are on an approximate north-south alignment and perpendicular to the shoreline. The depth intervals were 10-15 ft and 35-40 ft below grade. Core drilling was accomplished using a Mobile B-61 drill rig and a 2.5-inch core barrel. Recoveries from the 10-15 ft depth interval were: five pieces totaling 30.5-inches from the OW-1 location; two pieces totaling 20-inches from the OW-10 location; and, nine pieces totaling 48-inches from the OW-13 location. Two cores from each location were then selected and sent to Core Laboratories, Houston, TX for laboratory testing of horizontal (0° and 90°) and vertical permeabilities. Photographs of the selected cores are presented in Appendix B. There were no solid core recoveries from the 35 – 40 ft depth interval at any of the three locations. The limestone was too soft and friable (most likely collapsed reef material) resulting in only fragments being retrieved.

2.4 Data Loggers

A total of nine Hobo Model U20 data loggers (pressure transducers) were deployed at selected locations on June 20, 2019 for the purpose of monitoring and recording changes in water levels in the NPC, the wetlands and the LLA. The data loggers were inserted in observation wells 2, 5, 8, 9, 10, and 13 by means of a nylon string attached to the logger and an eye-bolt fastened through the PVC casing. The string length varied with the depth-to- water but each logger was approximately 10-feet below the surface at the time of installation. The loggers in the wetland and the NPC were attached to a section of rebar driven into the bottom (See Figure 7). Changes in barometric pressure were also monitored with a dedicated logger. Depth-to-water

measurements were made with an electric tape at the time of installation, again on June 23, 2019 and upon removal June 26, 2019 (Table 4). The measurements in the observation wells were from a marked location (top-of-casing) on each casing. The surveyed elevations for the top-of-casing elevations together with the depth- to-water measurements were used to convert the data logger readings into water level elevations. Table 5 summarizes the logger data during the test period.

2.5 Surveying

Riviere & Associates of Freeport performed a horizontal location and measuring point elevation survey for the investigation. The results are presented in Table 1. Ground level elevations were made adjacent to the well casings at the marked measuring point locations. Top-of-casing elevations were made for the marked measuring points. Both ground level and top-of-casing elevations were made to 0.01 feet. The "land rod" location is in the wetland adjacent to OW-2 and the "sea rod" location is in the NPC at Sharp Rocks. The horizontal datum used was NAD 27 and the vertical datum was Mean Sea Level.

2.6 Water Quality Sampling

Water samples were collected from all fourteen observation wells, two wetland locations and three surface water samples from the NPC and submitted to Eurofins TestAmerica - Tampa, FL for analyses to establish baseline water quality for the CGPP. These sampling locations are shown on Figure 6. Water samples were collected from each of the fourteen (14) observation wells, NPC, and wetland between August 19th to August 28th, 2019: Observation wells 1 thru 12 were sampled between August 19 – August 21, 2019; OWs 13 and 14 on August 22, 2019; Wetlands 1 & 2 on August 28, 2019; and, the NPC-Sharp Rocks-Center-East on August 27, 2019.

Samples were collected using a low flow sampling technique using a Solinst Model 410 peristaltic pump and disposable silicone and polyethylene tubing. As the groundwater was pumped from each well, field measurements for conductivity and salinity were made using an YSI Model PRO 30 Portable Conductivity/Salinity/Temperature meter, and the data recorded. The YSI Conductivity meter was calibrated with a 1000 us/cm standard before use. A Yellow Springs

Instruments EcoSense Model pH100A Portable pH meter was calibrated for use in the field on a daily basis using pH 7 and 10 buffer solutions. Dissolved oxygen was measured using a Hannah Instruments portable meter, calibrated using a zero-oxygen standard.

The observation wells are open borehole, 6-inch in diameter and the samples were collected by purging at a rate of approximately 800 milliliters per minute until the field parameters were stable. The ground water samples were collected by pumping directly into the appropriate sample containers including the VOC samples. The silicon tubing and polyethylene tubing were changed between each well to avoid cross contamination. Analyte free water was supplied by Eurofins TestAmerica Laboratory. All sample bottles with appropriate preservatives were provided by Eurofins TestAmerica Laboratory based in Tampa, Florida with the exception of sterile sample bottles for chlorides and bacteria which were supplied by Adam's Analytical of Freeport, Bahamas. NPC and wetland samples were collected using a disposable Teflon bailer.

An equipment blank was also collected during this sampling event by pumping analyte free water supplied by Eurofins TestAmerica Laboratory through the peristaltic pump and disposable polyethylene tube into the appropriate sample bottles. It is noted the Equipment Blank detected Arsenic at 0.0021 mg/L and Barium at 0.0013 mg/L. Observation Well OW-13 was sampled as the blind duplicate and labeled DUP A. Sample collection logs are presented in Appendix C.

The baseline analyses included: Volatile Organic Compounds (VOCs)-U.S. EPA Method 8260B by GCMS; Polycyclic Aromatic Hydrocarbons (PAHs)-U.S. EPA Method 8270D by GCMS (SIM); FL-PRO Micro-Florida – Petroleum Range Organics by GC; Metals-(ICP) Total Recoverable-U.S. EPA Method 6010D; Mercury (CVAA) by U.S. EPA Method 7470A; and chlorides, turbidity and total dissolved solids (TDS) by methodology described in Standard Methods for the Examination of Water and Wastewater.

3.0 DISCUSSION

3.1 Geology

The LLA underlies the entire CGPP property and all of Grand Bahama Island. The LLA is described by Whitaker and Smart (2000) as: "*This predominantly calcitic formation is an irregularly*

cemented, poorly stratified packstone-wackstone where the dominant grains are peloids and ooids." (Packstone is defined as coarse grained limestone and sediment that were organically bound at the time of deposition and Wackstone as limestone composed mainly of skeletal fragments of marine organisms such as coral, forams and molluscs.)[9] The bedrock encountered in all fourteen borings was exclusively limestone with the upper most section being packstone and the remaining section being wackstone. Klein, et. al. (1958) state that: "*The upper most 5 to 10 feet of limestone in each of the wells is friable and is composed predominantly of fine and medium oolites. The shallow soft oolitic limestone normally grades downward to hard shelly limestone containing small percentage of oolites. The top of the hard limestone section generally lies at altitudes ranging from mlw to 8 feet below mlw."....."The top of the hard limestone, in many of the test wells, marks the downward transition from limestone of relatively low permeability to limestone of moderate or high permeability. This increase in permeability occurs between altitudes of mlw and 10 feet below mlw."* Continuing with a description of lithologies, Kincade and Seereeam (2005) write: "*There are at least three (3) very notable horizons or zones within the aquifer which are characterized by separate zones of high permeability throughout the island. ….. These zones occur at approximate elevations of 10, 35 and 55 feet below mean sea level (MSL)."*

During the drilling of each borehole/observation well, the penetration rates in minutes per five (5)-feet of penetration were recorded. These data are presented on the driller's logs in Appendix A and summarized in Table 2. A review of Table 2 shows penetration rates of less than four minutes at OW-1, OW-2, OW-3 and OW-4 which are located along the proposed canal route. Such rates are indicative of relatively soft limestone. The penetration rate at OW-5 was 6.05 minutes for the 5 – 10 ft interval and 7.15 minutes for the 10 – 15-foot interval. In general, the penetration rates for the interval between 20 ft and 50/55 indicate relatively softer, more porous and permeable aquifer material. Considerably higher penetration rates were experienced in almost all of the boreholes/observation wells upon reaching depths of 50 ft to 60 ft. The exceptions were at OW-6 and OW-7. Overall, there is good agreement between the published

[9] www.worldofstones.com

information on the geology of the area and the on-site conditions documented during this investigation.

3.2 Core Drilling

The drilling and core sampling were discussed above in Section 3.3. An examination of the cores and the photographs presented in Appendix B provide support for the geologic conditions described above. The core photographs for the 10 – 15 ft depth interval show the limestone to be competent with little secondary porosity. The six cores from the 10-15 ft depth interval were sent to Core Labs Houston, Texas for permeability and porosity testing. The Core Labs report is present in Appendix C. The horizontal permeability test results for those cores ranged from 80 to 10,890 ft/day with an average of 2,840 ft/day. Vertical permeability ranged from 0.78 to 41.6 ft/day with an average of 15 ft/day. The average horizontal permeability was heavily influenced by two higher values (11,200 and 10,500 ft/day) that were likely representative of fractured areas. When these values are removed the average falls to 1,270 ft/day. No cores were recovered from the 35 – 40 ft depth interval although the core barrel did contain fragments of collapsed reef material (wackstone). Based on the lack of cohesive cores, penetration rates and published information, that interval is most likely representative of conditions in the 20 – 50/55 ft depth interval.

3.3 Freshwater Lens

The vertical salinity profiles of each observation well established the presence of a freshwater lens in the northern portion of the CGPP property as shown in Figure 3 with the concentrations presented in Table 3 for measurements made on June 18 and 19, 2019. The minimum and maximum thicknesses were 20ft and 52ft in OW-13 and OW-10, respectively based on a threshold concentration equal to 0.6 ppt or less. Salinity measurements were again taken on August 10 and 11, 2019 and the results are presented in Table 3 confirming the presence of the freshwater lens. Note that no freshwater was detected in OW-10 and only 2 ft in OW-13 due to these wells being used for water supply during coring operations at those locations. The pumping most likely caused up-coning of higher salinity water from the deeper portion of each well. The minimum and maximum lens thicknesses for August 10 and 11, 2019 were 26ft and 48ft in OW-

9 and OW-14, respectively. The on-site freshwater lens is part of the much larger lens that exists in this portion of Grand Bahama Island (Figures 4 and 5).

Post-Dorian salinity profiles were completed between September 13 - September 25, 2019 and the results presented on Table 3. A comparison to the pre-Dorian profiles taken on June 18-19 and August 10-11, 2019 shows that the storm-surge has impacted groundwater quality. A portion of the freshwater lens described above remains at OWs 9 and 12. The groundwater quality in previously impacted OWs 10 and 13 remains degraded although to a greater degree than pre-Dorian conditions. Storm surge impacts on groundwater quality are also evident in the salinity profiles of the other observation wells.

3.4 Grand Bahama Utility Company Ltd. – Wellfield W-6

The Grand Bahama Utility Company Ltd. (GBUC) utilizes the freshwater lens north of Grand Bahama Highway as Wellfield W-6 as a water supply source for Freeport and surrounding areas (Figure 4). The southern portion of the wellfield is located approximately 2.25 miles (3.6 km) north of the CGPP property. The principal investigators for this report met with G. Turnquist, R. Wilchcombe and E. Arniella of the GBUC on May 15, 2019 and with R. Wilchcombe on August 29, 2019 to obtain information on the wellfield, their possible expansion plans and discuss the CGPP project. Pertinent information obtained includes:

- There are 123 wells in the wellfield of which about 70 are used daily. There is not much rotation as the wells have to be turned on/off manually. Planning is underway to automate the wells.
- The wells are spaced 1,500 feet apart, 8-inches in diameter, 20 feet deep and pumped at an average rate of 40 - 45 gallons per minute (gpm). Total yield averages 4 – 4.2 million gallons per day (mgd).
- The freshwater lens thickness in the wellfield area is unknown, however, plans are underway to drill two test wells for confirmation and aquifer testing for overall wellfield management.
- Best quality water is from the southeast portion of the wellfield. Salinity remains a problem in the western portion of W-6 due to flooding from prior storm events.
- The area south of Grand Bahama Highway (GBH) would be considered for wellfield expansion.
- The CGPP project is projected to need approximately 4 – 5 million gallons per month. GBUC would furnish untreated freshwater to the project by installing a

series of wells oriented north-south along a line from the eastern CGPP property line to the GBH. The CGPP may want to install their own well(s) however, GBUC would meter the water and charge the project. Details would be worked out with the Insurance and Fire Department also.

- Were the CGPP to construct a reverse osmosis treatment plant it would have to be permitted.
- The CGPP would also have to have a disposal well with surface casing, additional casing to 400 feet and open borehole to 600 feet.

The objectives of the computer modeling portion of this investigation were also presented and discussed. GBUC had no direct input or comment on the proposed modeling and they agreed with the plan to run worst-case, average-case and best-case scenarios for potential impacts from the CGPP to the overall freshwater lens and W-6 in particular.

It is noted that Hurricane Dorian struck Grand Bahama Island between September 1 -September 3, 2019 as a category 5 hurricane based on the Saffir Simpson scale. Winds were reported at 185 mph sustained with gusts up to 200 mph. The hurricane moved at an average rate of 1.3 mph (and at times 0 mph) across Grand Bahama Island and the north shore. As Dorian crossed Grand Bahama and stalled it pushed seawater from the Little Bahama Bank south, resulting in an approximately 20 ft storm surge which led to widespread flooding in Grand Bahama. Wellfield W-6 was under seawater as a result of the flooding and the salinity of the W-6 well field was compromised. Currently, the water being supplied by GBUC does not meet WHO standards for human consumption. The extent of the impacts is currently being assessed by GBUC.

3.5 Hydraulic Communication

Potential impacts from the CGPP and its proposed canal feature to the overall freshwater lens and W-6 in particular are in large part dependent on the degree of hydraulic communication within the LLA between the project site and surrounding area. Plotting and analysis of the data from the data loggers were of considerable value in understanding the surface water/groundwater relationship and the degree of hydraulic communication throughout the LLA. The data logger information was converted to elevations and plotted as graphs which are presented in this report. Graph 1 shows the plots for all data logger locations. The diurnal

fluctuations correspond to the tidal stages and are readily apparent with the exception of the wetland plot. The wetland data logger was installed directly in the surface water adjacent to OW-2. Graph 2 shows the water level plots for the wetland and OW-2 and the lack of symmetry is noteworthy in that it shows the lack of hydraulic communication between the surface water in the wetland area and the groundwater flow system in the LLA. Graph 3 which adds the water level plot for the NPC (sea), reinforces that interpretation with the difference in water level response to the tidal fluctuations. A very minimal relationship does exist between the surface water and the groundwater flow system as evidenced in the downward trending wetland plot for the 6/22/2019 to 6/25/2019 period and the corresponding decrease in the peak high tide levels. Water level plots for the observation wells are presented in Graph 4. The signatures are very similar in response to tidal fluctuations indicating that there is good hydraulic communication between the well locations within the LLA. The decline in water table elevation from highs in OW-9 and OW- 13 to the low in OW-2 is indicative of a sloping gradient on the potentiometric surface (water table) towards the NPC shoreline. The high and low tide gradients were calculated to be 8.7×10^{-4} ft/ft and 5.2×10^{-5} ft/ft between OW-13 and OW-2 on 6/22/2019. Corresponding potentiometric surface maps for the CGPP are presented as Figures 9, 10, and 11. Water levels in the observation wells landward of the near shore area are higher than those in the NPC indicating that groundwater is discharging to the NPC. Graphs 5, 6 and 7 are water level plots for wells located relatively perpendicular to the shoreline. Increasing water level elevations away from the shoreline is apparent in all of the graphs. Also evident are the lag times between corresponding high and low tide water levels elevations in the NPC and as distance from the NPC increases.

The time lag data were also used to calculate the diffusivity (transmissivity/storativity) of the LLA after Ferris (1963)[10]. Table 6 provides the data and solution for "T" and "S" utilizing the hydrograph/logger data. Solving for transmissivity necessitates an assumption of the storativity (storage) or at least a range. Unconfined or water-table aquifers generally have storativity values

[10] Ferris, J. G. 1952. Cyclic fluctuations of water level as a basis for determining aquifer transmissibility. U. S. Geological Survey open-file report.

in the range of $1E^{-04}$ to 0.4 which is dimensionless (Freeze 1979)[11]. The calculated transmissivities for this range of storativities are shown in Table 6. The wide range in transmissivities is due to the corresponding range in storativity values. The corresponding permeability (K) values also have a wide range as would be expected. Additional discussion of transmissivity, storativity, and other hydraulic properties as they pertain to the model simulations is presented in Section 4 of this report.

3.6 Baseline Water Quality

Integral to the establishment of baseline conditions for the CGPP is the water quality in both the ground and surface waters. Establishment of those conditions entailed the collection of water samples from all fourteen observation wells, the wetlands and NPC. Samples collected from the groundwater observation wells, wetlands, sea water, duplicate sample and equipment blank were analyzed for the baseline parameters and by the test methods as shown below. The properly prepared and preserved water samples were shipped via Federal Express on a daily basis to Eurofins TestAmerica Tampa under proper chain-of-custody (COC) procedures. Chloride and Bacteria samples were submitted to Adam's Analytical in Freeport, Bahamas.

Parameter	Method
Volatile Organic Compounds (GC/MS)	U. S. EPA Method 8260B
Polynuclear Aromatic Hydrocarbons by GC/MS (SIM)	U.S. EPA Method 8270D
Florida - Petroleum Range Organics (GC)	FL-PRO Micro
Metals (ICP) – Total Recoverable	U. S. EPA Method 6010D
Mercury (CVAA)	U. S. EPA Method7470A
Turbidity	Standard Methods (*)
Total Dissolved Solids	Standard Methods (*)
Chlorides	Standard Methods (*)

(*) Standard Methods for the Examination of Water and Wastewater

The observation well samples are identified by their well number, e.g., OW-8. The two wetland samples are so identified and the samples from the NPC are labeled as Sharp Rock, Center (center of the property) and East (east end of the property).

[11] Freeze, Allan R. and John A Cherry, 1979, Groundwater, Prentice Hall, Inc.

3.6.1 Laboratory Results

The Eurofins TestAmerica laboratory observation well reports were received on August 30th, 2019, August 31st, 2019, September 4th, 2019, September 9th, 2019, and September 10th, 2019 and logged as Eurofins TestAmerica Job ID's 660-96735-1, 660-96770-1, 660-96806-1, and 660-96843-1, respectively. The seawater sampling report was received on September 9th, 2019 and logged as Eurofins TestAmerica Job ID 660-96920-1. The wetland sampling report was received on September 10th, 2019 and logged as Eurofins TestAmerica Job ID 660-96995-1. The laboratory reports are presented in Appendix C. A summary of the lab results is presented as Table 7. The chloride and bacteria samples submitted to Adam's Analytical in Freeport, Bahamas. Those results are presented in Table 7.

3.6.1.1 Groundwater Quality

There are no published Maximum Contaminant Levels (MCL) or groundwater quality criteria for Grand Bahama Island and the Bahamas. Therefore, for this report the United States Environmental Protection Agency National Primary Drinking Water Standards (NPDWS) and the United States Environmental Protection Agency National Secondary Drinking Water Standards (NSDWS) are referenced for MCL. The NSDWS are non-mandatory water quality standards. None of the samples collected from the observation wells, with the exception of OW-7, met the criteria for drinking water based on chlorides and/or Total Dissolved Solids (TDS) content alone. The chloride and TDS criteria are 250 mg/L and 500mg/L, which are the NSDWS and NPDWS MCLs, respectively. Water from observation well OW-7 had a chloride detection of 210 mg/L.

3.6.1.2 Groundwater Analytical Results

During this sampling event no Volatile Organic Compounds (VOCs) by Method 8260B, were detected to method detection limits at a dilution factor of one in any of the observation wells or equipment blank with the exception of Observation Well OW-3. Carbon Disulfide was detected at 2.3 ug/L. The VOC samples for Well OW-8 will have to be resubmitted as head space was

present in the vials. The resampling will be conducted after commercial air service is resumed in Grand Bahama.

- No Polynuclear Aromatic Hydrocarbons by Method 8270D were detected to method detection limits in any of the samples collected from the observation wells.
- No Total Petroleum Hydrocarbons were detected by FL-PRO micro at a dilution factor of one in any of the observation well samples.
- Arsenic was reported in the ground water samples collected from observation wells OW-2 (0.0044 mg./L), OW-3 (0.015 mg/L), and OW-14 (0.0024 mg/L). Arsenic was also reported in Dup A sample (0.0027 mg/L) and the Equipment Blank sample (0.0021 mg/L). The Equipment Blank was collected using laboratory supplied analyte free water. The NPDWS MCL for Arsenic is 0.010 mg/L.
- Barium was reported in all of the ground water samples collected. Barium was detected in the samples collected from observation wells OW-1 (0.0052 mg/L), OW-2 (0.0066 mg/L), OW-3 (0.034 mg/L), OW-4 (0.0050 mg/L), OW-5 (0.0061 mg/L), OW-6 (0.0053 mg/L), OW-7 (0.0048 mg/L), OW-8 (0.0048 mg/L), OW-9 (0.0046 mg/L), OW-10 (0.0063 mg/L), OW-11 (0.0050 mg/L), OW-12 (0.0043 mg/L), OW-13 (0.0084 mg/L) and OW-14 (0.0059 mg/L). Barium was detected in the DUP A sample and Equipment Blank sample at 0.0087 mg/L and 0.0013 mg/L, respectively. The NPDWS MCL for Barium is 2.0 mg/L.
- Cadmium was detected in samples collected from observation wells OW-2, OW-3, and OW-4 at 0.0096 mg/L, 0.0035 mg/L, and 0.0060 mg/L, respectively. The NPDWS MCL for Cadmium is 0.005 mg/L.
- Chromium was detected in three samples collected from observation wells OW-6 (0.012 mg/L), OW-12 (0.019 mg/L), and OW-14 (0.0021 mg/L). The NPDWS MCL for Chromium is 0.10 mg/L.
- Total Dissolved Solids results are presented in Table 2 in Appendix C. All the observation well samples were reported above 500 mg/L (which is the USEPA secondary drinking water standard. The highest result, 32,000 mg/L was reported in OW-3. The lowest result was 530 mg/L reported in OW-7.
- The turbidity results are presented in Table 2 in Appendix C. The results ranged from 0.52 NTU (OW-8) to 160 NTU (OW-3). It is noted during sampling of OW-3 the color of the water from the sample collected was observed to be reddish brown. The WHO turbidity standard for drinking water is "not more than 5 NTU with an objective of below 1 NTU."[12]

3.6.1.3 Seawater Analytical Results

- No Volatile Organic Compounds (VOC) by Method 8260B, were detected to method detection limits at a dilution factor of one, in any of the seawater

[12] WHO – Guidelines for Drinking Water Quality, 2006

samples. However, head space was reported in the VOC vials for all three (3) seawater samples. Resamples will have to be collected after commercial air service is resumed in Grand Bahama.

- No Total Petroleum Hydrocarbons were detected by FL-PRO micro at a dilution factor of one in any of the seawater samples collected.
- No Polynuclear Aromatic Hydrocarbons by Method 8270D were detected to method detection limits in any of the seawater samples collected.
- Arsenic was reported in the East seawater sample at 0.011 mg/L.
- Barium was detected in the seawater samples collected from Sharp Rock, Center and East at 0.0078 mg/L, 0.0067 mg/L and 0.0065 mg/L, respectively.
- Cadmium was also detected in two (2) seawater samples. Cadmium was reported in the Sharp Rock and East samples at 0.0049 mg/L and 0.0040 mg/L, respectively.
- Silver was detected in the Sharp Rock seawater sample at 0.0084 mg/L.
- Total Dissolved Solids for Sharp Rock, Center and East samples were 38,000 mg/L, 39,000 mg/L, and 38,000 mg/L, respectively.
- Turbidity was reported for Sharp Rock, Center and East at 1.1 NTU, 1.4 NTU, and 1.9 NTU, respectively. The WHO turbidity standard for drinking water is "not more than 5 NTU with an objective of below 1 NTU."

3.6.1.4 Wetland Analytical Results

During this sampling event no Volatile Organic Compounds (VOC) by Method 8260B, were detected to method detection limits at a dilution factor of one in the Wetland 1 sample. No VOC sample was submitted for Wetland 2 sample due to the presence of head space in the vials. A resample will be collected when commercial air service is resumed to Grand Bahama.

- Total Petroleum Hydrocarbons were detected at 0.47 mg/L in the Wetland 1 sample. No sample was submitted for the Wetland 2 sample due to head space issues. A resample will be collected when commercial air service resumes.
- No Polynuclear Aromatic Hydrocarbons by Method 8270D were detected to method detection limits in any of the seawater samples collected.
- Arsenic was detected in the Wetland 1 sample at 0.011 mg/L**.** Arsenic was not detected in the Wetland 2 sample.
- Barium was detected in the Wetland 1 sample at 0.0081 mg/L.
- Total Dissolved Solids were reported for Wetland 1 at 11,000 mg/L and Wetland 2 at 7,700 mg/L.

3.6.1.5 Analytical Results Summary

Turbidity was reported for Wetland 1 at 1.0 NTU and Wetland 2 at 0.83 NTU. There were no detections to Method Detection Limits (MDL) for VOCs (Except OW-3, Carbon Disulfide) or PAHs in any of the samples although some observation wells will need to be resampled and analyzed for VOCs. Wetland 1 sample had a Total Petroleum Hydrocarbon concentration of 0.47 milligrams per liter (mg/L) which is well below the Florida Department of Environmental Protection's reporting threshold of 50 mg/L. A number of inorganic chemicals including arsenic, barium, cadmium and chromium were detected in the water samples. None of the concentrations for groundwater samples collected from the freshwater lens exceeded the U.S. EPA Primary Drinking Water limits which are: arsenic at 0.01 mg/L; barium at 2.0 mg/L; cadmium at 0.005 mg/L; and, chromium at 0.01 mg/L. Silver and total dissolved solids are regulated under U.S. EPA's Secondary Drinking Water Standards which are 250 mg/L for silver and 500 mg/L for TDS. Again, there were no exceedances. The TDS concentrations in those wells penetrating the freshwater lens (OW-9, OW-10, OW-12, OW-13 and W-14) all exceeded the Secondary Standard. OW-9 and OW-13 should be resampled and analyzed for chlorides/total dissolved solids and total coliform/E-Coli, respectively

4.0 HYDROGEOLOGIC MODELING

4.1 Introduction

Hydrogeologic modeling was completed to simulate the current presence and thickness of the freshwater lens and how planned changes at the Grand Port property may affect this configuration.

Numerical modeling for this project was completed using Visual Modflow and the SEAWAT code. Modflow was developed by the US Geological Survey and is the standard for three-dimensional

groundwater flow and transport modeling[13]. SEAWAT[14] couples the flow portion of the Modflow code with a mass/density-related flow transport model MT-3DMS. In addition to other solute transport projects, SEAWAT is specifically designed to simulate saltwater/freshwater interactions due to the density variations between salt and freshwater.

4.2 Conceptual Model

A conceptual model was developed to simulate the hydrogeologic system present on Grand Bahama. Pertinent details regarding these conditions were presented earlier in this report. The conceptual model for this hydrogeologic scenario consists of features presented graphically on the attached Figure 11.

As indicated, this area is an island bounded on the north by a tidal flat area, to the south by the Northwest Providence Channel (NPC), and to the east and west by more island (land mass). There are some areas of surface water (marshy areas and wetlands) on and near the Grand Port property. Precipitation falls on the island, some of which returns to the atmosphere through evaporation and/or transpiration. There is very little if any precipitation that migrates as surface water runoff into the tidal flat area to the north or the NPC. There is some retained surface runoff in the surface water areas on and near the Grand Port property. A portion of the precipitation infiltrates through the fractured and porous limestone (LLA) and recharges the freshwater lens.

Freshwater Lens

The freshwater lens that has developed under Grand Bahama is dependent not only upon the available precipitation for its existence, but also on the porosity, hydraulic conductivity and storage capability of the aquifer materials. Additionally, it is understood that both the freshwater lens thickness and extent can and do vary due to changes in precipitation rates, seasonality (rainy vs dry season), and climatic events such as a tropical storms or hurricanes. A historical map of

[13] McDonald, M.G. & Harbaugh, A.W. (December 28, 1983). *A modular three-dimensional finite-difference ground-water flow model*. Open-File Report 83-875. U.S. Geological Survey.
[14] Langevin, C.D., Thorne, D.T., Jr., Dausman, A.M., Sukop, M.C., and Guo, W., 2007, SEAWAT Version 4: A Computer Program for Simulation of Multi-Species Solute and Heat Transport: U.S. Geological Survey Techniques and Methods. Book 6, Chapter A22, 39 p.

the estimated extent and thickness of the freshwater lens was further discussed in Section 4.3 of this report (Figure 4). In addition, the freshwater lens under the Grand Port property was measured in this study (Section 2.2 of this report and Figure 8).

Based on the historic map and data from the Grand Port project, the thickness of the freshwater lens varies between approximately zero (0) and sixty (60) feet in the Study Area and extends nearly from the NPC to the north tidal flats area. This representation has been chosen as a point of model calibration for the freshwater lens.

Overall, the island is bounded by the ocean, with a total dissolved salt concentration of ~35 parts per thousand (ppt). Salt concentrations in the water located in the tidal flat area will likely vary between brackish and sea water-level concentrations depending on the strength and period of tide, time of season, and recent precipitation events. Freshwater as defined for this assessment has a salinity of equal to or less than 0.6 ppt which is the same criterion used by the GBUC

Understanding of Existing Freshwater Lens Pumping and Use

The GBUC pumps freshwater from nearby wellfield W-6 (purple outlined areas on the attached Figure 4) from a series of wells designed and operated to remove water at the recharge rate (12" to 15" per year). According to GBUC, there are 123 operating wells of which about 70 wells are pumped daily on a rotational basis (pre- Dorian). These wells are generally 8-inch diameter, installed to a depth of ~20 ft below ground surface, and operated at approximately 40 gpm for an average daily withdrawal of 4 million gpd. As noted, GBUC reports that the wells are pumped at a rate that does not exceed the groundwater recharge rate in the area so that the extend and thickness of the Freshwater Lens is essentially unchanged due to the pumping. The wellfield was modeled as a net-zero feature with pumping over the wellfield area equal to the recharge rate of the simulation.

4.3 Model Input

Model inputs consist of various hydrogeologic parameters such as: hydraulic conductivity, storage, porosity, recharge, solute concentration, and dispersivity. These parameters are located within the model grid at the locations and values appropriate to the simulation. Model input parameters were determined based on field collected data within the study area, regional observations (other studies in the Bahamas and Caribbean), and empirical published values. In the end, ranges of these properties were utilized to calibrate the model to measured conditions of hydraulic head and salinity concentration. Table 8 presents a summary of the model input used for these simulations.

Model Domain and Grid

The model domain and grid (Figure 12) was designed to cover the study area at a resolution that balances between number of columns and rows (which affects the complexity and run time of the model) and the amount of resolution needed to effectively describe and solve the simulations. The model domain encompasses a rectilinear area as outlined on Figure 12. The grid was constructed within the domain. The cell length and width are constrained by the minimum width of the proposed canal (approximately 75 feet). Other cells in the model domain are this size or larger. The model simulations utilized four layers based on varying physical and hydraulic properties as shown in Table 8. The multiple layers also assisted in better discretizing the depth/thickness of the freshwater lens. Figure 13 is an inset from Figure 12 showing the Grand Port property area and the associated model items.

It is worthwhile to note that the Modflow/SEAWAT model code utilizes finite difference (FD) approximation equations. The FD scenario assigns equations to each model cell, where they are solved based on the properties of that cell and the adjoining cells. Because of the mathematics involved, the FD approximations can consider only rectilinear-shaped cells. In other words, diagonal or radial features (such as a coastline) must be represented through a series of “steps” in the rectilinear grid, instead of a straight line.

Hydraulic Conductivity

The hydraulic conductivity (K) of the model was varied within the ranges of on-site testing; core lab testing; area/regionally studied and published ranges; and empirical values. The calibration simulations considered values of 50 ft/day to 5,000 ft/day for the upper materials and 1 ft/day to 500 ft/day for the lower materials (below ~-50 ft above mean sea level). These values appear well suited to the hydraulic conductivity expected in the LLA.

Ranges of 100-200 ft/day in the lower materials and 1250-1750 ft/day in the upper materials appeared to provide the best-matched model results. In reality and due to the extent and magnitude of interconnected fractures, the hydraulic conductivity may vary by several orders of magnitude within one rock type. The values used for the simulations should be considered "average" values over the entire system.

The model was moderately sensitive to values of hydraulic conductivity.

Storage and Effective Porosity

Values of storage and effective porosity were varied based on available published information. Values used in the calibration scenarios were ranged from $1x10^{-5}$ to 30%, with a final value of 10-15% used in the simulations.

The model was moderately sensitive to changes in values of storage and effective porosity and the values needed to make significant changes to the model output were generally outside the range of naturally occurring values for these parameters expected in the LLA. It should be noted that the actual porosity of fractured and solution channeled limestone may approach 100% (in the case of caves, blue holes, etc.,) in small portions of the study area, but this does not represent the overall formations. Table 8 summarizes the values of storage and effective porosity used in the model to represent the LLA as a whole.

Recharge

Recharge is that component of the hydrogeologic cycle that actually enters the groundwater flow system. Recharge rates for the Caribbean islands vary greatly from season to season depending on climatic factors and also tropical storms and hurricanes. On average, however, recharge rates for the northern islands, such as Grand Bahama, appear higher than for the Southern islands. Recharge rates were varied in the calibration scenarios and consideration will be given to the estimated rates (12" to 15" per year) used by GBPC in its design and operation of the W-6 wellfield. The rate of recharge will likely have a great influence on the thickness and location of the freshwater lens in the simulations. It must be fully recognized, however, that there will be periods of time during which recharge to the freshwater lens will be greater and lower than the average.

The model was sensitive to changes in recharge rate although the average recharge rate is fairly well-documented in studies from the area. The actual recharge amount will vary due to seasonal changes and periods of heavy/light rainfall. The model utilized a uniform rate of 15 inches per year to develop a fairly reasonable match to the estimated freshwater lens. Significantly different simulation outputs were possible using no recharge or 40-50" of recharge, but these values do not necessarily represent the observed "average" values. As Hurricane Dorian illustrated however, there are significant short-term events that can cause notable changes to the freshwater lens. Short-term events like these were not modeled in this study, but the establishment of a simulated freshwater-saltwater transition zone provides an area that illustrates where the change from freshwater to saltwater occurs.

Dispersivity

Dispersivity is a measure of the amount of mixing of solute in groundwater and is composed of two terms; dispersion and diffusion. Attempts have been made in the lab and field to quantify values of this parameter for various locations and hydraulic materials, but generally, its value is determined during the modeling process. Values between 0.3 and 30 ft were used in the

calibration scenarios. Changes in values of dispersivity did not have significant influence on the model output.

Constant Head and Source Concentration

The simulations utilized source concentration of the NPC and the tidal flat area coupled with constant elevations along these margins. The constant elevation heads were maintained to simulate average elevation of the ocean and tidal flat and the freshwater lens along the east and west margins of the model domain. The salinity concentrations of simulating the seawater and heavily brackish water were utilized at 35 ppt (ocean) and 17.5 ppt (tidal flat to the north). respectively. It is expected that the salinity concentration in the ocean does not change appreciably, while salinity concentrations in the water located in the tidal flat area may vary between brackish and sea water-level concentrations depending on the strength and period of tide, time of season, and recent precipitation events.

The model also utilized constant head values of the ocean (0 ft above mean sea level) and tidal flat area (2 ft above mean sea level) based on measurements collected as part of other work in the area. Solving for exact hydraulic head desiring a near steady-state condition during periods of tidal flux can be difficult. Essentially, this is a moving target. For this reason, these average values were used to simulate the water levels over a larger period of time.

The hydraulic head of the model margins was sensitive to the constant head values noted. Hydraulic heads in the interior of the model did not change appreciably due to changes in the constant head values (note that the change in values could only be 1-2 feet based on the actual elevations of sea level during the tides). It is possible that the model would be more sensitive to significantly higher or lower values of the constant head values, but these would not be represented in the natural system (for example, the model would be sensitive to a change of +10 feet in the ocean, but that does not represent actual average conditions).

Calibration

Various calibration runs were conducted in order to find a reasonable set of the input parameter values such that the model simulated the estimated freshwater lens extent and the observed field data. One of the complexities of the field measurements was the tidal cycle. It would be extremely complex to run a long model simulation and consider every tidal cycle. To better conceptualize this situation, average values of water levels were used during the calibration as discussed above. That limited the number of time steps required for a simulation, but still provided a reasonable approach to calibration.

4.4 Model Output

4.4.1 Base Scenario

The base model scenario considers the calibrated model with the input parameters noted above and simulates current conditions (before development). The model output for the steady-state base scenario is illustrated on Figure 14. This figure illustrates the simulated potentiometric map and presence of the freshwater lens. As illustrated, the freshwater lens is thickest in the center portion of the island (50+ feet) and it thins toward the coastlines.

As observed in the salinity profiling at the Grand Port property and due to density differences, the transition between fresh and saltwater can be abrupt. Further, as noted earlier in the report, the effects of Hurricane Dorian illustrate that the actual extent and thickness of the freshwater lens can vary significantly over a short distance and limited period of time (especially on its margins). Changes to the salinity measurements in the observation wells for this study from June through September 2019 suggest that the changes at the margin can be complete, that is water quality changing from fresh (less than 0.6 ppt) to non-fresh in a distance of tens of feet and due to the storm surge itself. It is also expected that a period of high rainfall (fresh water with no storm surge) would have some of the opposite effect. This influx of freshwater would act to increase the thickness and extent of the lens, at least for a short period of time until a new equilibrium is reached. With this in mind, the calibration runs produced a simulated “transition zone” for the freshwater lens instead of a distinct edge (see dashed lines on Figures 14, 15 and

16). This transition zone represents an area where the freshwater lens exists and recognizes that the location and thickness will vary due to the effects noted in this study.

4.4.2 Predictive Simulation 1 – Canal Construction

Predictive simulation 1 considers the construction of the canal as illustrated on Figure 4 and Figure 6. The model considers that the entire length and depth of the canal occurs at once. While the actual construction of the canal will occur over a period of weeks/months, this simulation considers the effects of the canal once completed (as a whole). The canal was simulated by utilizing a constant head boundary along the cells that represent the canal. These cells were assigned a hydraulic head of 0 ft above mean sea lever (sea level) and a salt concentration of 35 ppt (sea water). The remainder of the model was not changed.

Figure 15 presents the simulated "adjusted" freshwater lens once the canal has been constructed. As illustrated, these activities slightly change the location and shape of the freshwater lens, moving the boundary between fresh and saltwater inland several hundred feet. The shape of the lens also illustrates a "bump" landward similar to the shape of the canal itself.

The timestep associated with this simulation was 1 year. Additional simulations with longer time periods did not yield significantly different results suggesting that the change in the freshwater lens due to the canal construction would be relatively quick and the system would re-equilibrate shortly thereafter.

Lastly, based on this simulation, the construction and operation of the Grand Port Canal will have no measurable effect on the freshwater lens in the vicinity of the landward observation wells and northward up to and including the W-6 wellfield.

4.4.3 Predictive Simulation 2 – Dredging Operations

Carnival has indicated that the cruise ship dock area will be dredged and the spoil placed on the Grand Port property as illustrated on Figure 16. These activities will occur over a period of several weeks and will place rock material and some saltwater (from the NPC) over these areas of the Grand Port property. In reality, most of the water will runoff back into the NPC during dredging so the potential long-term impact would not be present. Also, based on the simulations noted in Section 5.4.2, the spoil areas are generally within the adjusted freshwater lens area due to canal construction. This would suggest that there would be limited (if any) chance for impact due to the spoils activities because the activities occur in an area where the freshwater lens is absent.

These activities were simulated by placing recharge over the spoil areas noted on Figure 13. This "recharge" consisted of 0.5" per day of water containing 35 ppt of salt. A simulation of one month (Figure 16) illustrates no significant change in the freshwater lens due to the dredging/spoil operations.

5.0 CONCLUSIONS

The following paragraphs summarize the conclusions of the Carnival Grand Port Hydrogeologic Investigation.

1. This hydrogeologic investigation was developed and conducted in partial fulfillment of the requirements set forth in Sections 8.0 – Baseline Conditions and 9.0 – Project Impacts of the Terms of Reference for the Carnival Grand Port Project – Environmental Impact Assessment. The data gathering/field work portion of the investigation was conducted between May and October 2019. Those data have been assimilated, analyzed and reported on in this document. The following conclusions are based on those data. The Carnival Grand Port Project area is located in an undeveloped portion of the south shoreline of Grand Bahama Island and encompasses approximately 326 acres.
2. The hydrogeologic setting is one where there are no surface streams or creeks, wetlands are located along the western two-thirds of the property near the shoreline of the

Northwest Providence Channel, and the area is underlain by the Lucayan Limestone Aquifer in which a freshwater lens of varying vertical and horizontal extent exists.

3. The Grand Bahama Utility Company has developed and operates Wellfield W-6 to the north of the Project which utilizes the same freshwater lens as a water supply source for Grand Bahama Island.
4. Groundwater in the aquifer is tidally influenced and is in good hydraulic communication with the Northwest Providence Channel. There is very poor to negligible hydraulic communication between the surface water in the wetlands and the groundwater in the Aquifer.
5. The Project proposes to construct a canal roughly parallel to and about 700 feet inland of the Northwest Providence Channel for the full length of the property (8,500 ft.) The canal would be open to the Channel at each end. Spoil from the port construction is also designated for placement in the area to the north (inland) of the canal.
6. A Modflow/SEAWAT computer model was developed and utilized to determine if the canal construction/operation and spoil placement would have any impact on the freshwater lens. After calibrating the model, a number of scenarios were run showing that the most likely impact would be a movement of the fresh/saltwater interface area several hundred feet landward. Minimal to no impact was predicted for the freshwater lens in the landward portion of the Grand Port Property and points northward up to and including the W-6 wellfield.
7. Post Hurricane Dorian measurements on the freshwater lens show that overall groundwater quality has been impacted in the W-6 wellfield area and in the project area with the exception of OWs 9 and 12.

TABLES

TABLE 1
OBSERVATION WELL LOCANTIONS AND ELEVATIONS
CARNIVAL GRAND PORT
GRAND BAHAMA, BAHAMA ISLANDS

WELL NUMBER	NORTHING *(F)*	EASTING *(F)*	NORTHING *(M)*	EASTING *(M)*	GROUND ELEVATION *(F)*	TOP OF CASING ELEVATION *(F)*
OW-1	9,650,319.41	2,460,675.09	2,941,453.12	750,022.89	2.03	2.26
OW-2	9,649,468.80	2,459,071.90	2,941,193.86	749,534.23	1.94	2.98
OW-3	9,648,349.55	2,457,792.23	2,940,852.70	749,144.18	2.23	3.37
OW-4	9,651,772.08	2,463,718.98	2,941,895.90	750,950.68	6.69	7.40
OW-5	9,651,100.89	2,462,175.39	2,941,691.32	750,480.18	1.76	2.77
OW-6	9,652,752.67	2,464,720.68	2,942,194.79	751,256.00	14.11	15.68
OW-7	9,652,830.67	2,463,942.92	2,942,218.57	751,018.93	8.58	10.15
OW-8	9,652,143.21	2,462,768.79	2,942,009.03	750,661.06	6.24	7.68
OW-9	9,653,296.51	2,462,137.37	2,942,360.56	750,468.60	5.90	7.47
OW-10	9,651,439.64	2,461,061.90	2,941,794.57	750,140.79	1.76	3.14
OW-11	9,650,665.68	2,458,752.64	2,941,558.67	749,436.92	1.68	3.08
OW-12	9,650,272.49	2,457,388.23	2,941,438.82	749,021.04	1.90	3.48
OW-13	9,651,777.23	2,459,043.15	2,941,897.47	749,525.47	3.31	5.15
OW-14	9,650,569.70	2,455,178.11	2,941,529.41	748,347.39	4.20	5.76
OW-15	9,648,627.08	2,456,006.67	2,940,937.30	748,599.94	2.10	3.49
OW-16	9,648,307.68	2,456,110.67	2,940,839.94	748,631.64	2.46	2.46
WETLAND ROD[(1)]	9,649,496.07	2,459,009.50	2,941,202.17	749,515.21	1.73	N/A
NPC ROD[(2)]	9,647,735.36	2,457,452.51	2,940,665.50	749,040.63	1.02	N/A

(1) - Wetland Rod is stake in Wetland Body (surface water) as shown on Figure __

(2) - NPC Rod is stake located in Northwest Providence Channel - measures surface water level in Ocean

TABLE 2
SUMMARY OF PENETRATION RATES, SALINITY, and CONDUCTIVITY MEASUREMENTS
WHILE DRILLING OBSERVATION WELLS
CARNIVAL GRAND PORT
GRAND BAHAMA, BAHAMA ISLANDS

	OW-1			*OW-2*			*OW-3*			*OW-4*			*OW-5*			*OW-6*			*OW-7*		
Depth (ft)	**Conductivity**	**Salinity**	**Temperature**	**Conductivity**	**Salinity**	**Temperature**	**Conductivity**	**Salinity**	**Temperature**	**Conductivity**	**Salinity**	**Temperature**	**Conductivity**	**Salinity**	**Temperature**	**Conductivity**	**Salinity**	**Temperature**	**Conductivity**	**Salinity**	**Temperature**
1																					
2																					
3													3495	1.7	28.8						
4	1829	0.9		6.73	3.5	27.7	10.77	5.9					3549	1.7							
5	2209	1.1		9.27	4.9		10.71	6.1					3584	1.7							
6	2213	1.1		9.39	5		11.09	6.3					3597	1.7							
7	2185	1.1		11.15	6		11.38	6.5		1956	1	26.1	3574	1.7							
8	2215	1.1		11.34	6.1		11.4	6.5		1959	1		3592	1.7	29.1						
9	2209	1.1		11.42	6.2		11.39	6.5		2060	1		3591	1.7							
10	2183	1.1		11.46	6.2	27.2	11.38	6.5		2219	1.1	25	3604	1.7					1408	0.7	
11	2155	1.1		11.48	6.2		11.37	6.5		2509	1.3		3606	1.7					1409	0.7	
12	2145	1.1		11.5	6.3		11.35	6.5		2802	1.5		3610	1.7					1414	0.7	
13	2134	1.1		11.5	6.3		11.33	6.5		2861	1.5		3603	1.7					1433	0.7	25.1
14	2129	1.1		11.5	6.3		11.35	6.5		3136	1.7		3603	1.7					1406	0.7	
15	2102	1.1		11.54	6.3		11.26	6.5		3197	1.7	24.2	3602	1.7		1223	0.6	24.9	1400	0.7	
16	2097	1.1		11.56	6.3		11.26	6.5		3219	1.7		3603	1.7		1298	0.7		1388	0.7	
17	2092	1.1		11.58	6.3		11.25	6.5		3267	1.7		3601	1.7		1735	0.9		1393	0.7	24.9
18	2112	1.1		11.6	6.3		11.19	6.4		3301	1.8		3598	1.7		1804	0.9		1371	0.7	
19	2120	1.1	25	11.6	6.3		11.37	6.5		3315	1.8		3599	1.7		1809	0.9		1354	0.7	
20	2132	1.1		11.6	6.3		11.75	6.7		3330	1.8		3599	1.7		1812	0.9		1348	0.7	
21	2140	1.1		11.61	6.4		11.79	6.8	24.7	3343	1.8		3599	1.7		1818	0.9		1329	0.7	
22	2148	1.1		11.63	6.4		11.97	6.9		3355	1.8		3599	1.7		1826	0.9		1340	0.7	
23	2154	1.1		11.65	6.4		12.14	7		3372	1.8		3599	1.7		1845	0.9		1327	0.7	
24	2169	1.1		11.68	6.4		12.35	7.1		3376	1.8		3598	1.7		1846	0.9		1300	0.7	
25	2266	1.2	24.9	11.79	6.5		12.61	7.3		3389	1.8		3598	1.7		1844	0.9		1308	0.7	
26	2309	1.2		11.89	6.5		12.92	7.5		3384	1.8		3597	1.7		1845	0.9		1307	0.7	
27	2359	1.2		11.98	6.6		13.65	7.9		3396	1.8		3597	1.7		1847	0.9		1313	0.7	
28	2364	1.2		12.08	6.6	26.7	15.07	8.8		3403	1.8		3597	1.7		1846	0.9		1317	0.7	
29	2365	1.2		12.19	6.7		16.52	9.7		3414	1.8		3597	1.7		1845	1		1321	0.7	
30	2365	1.2		12.41	6.8		17	10.1		3430	1.8		3596	1.7		1851	1	24.2	1324	0.7	
31	2364	1.2		12.65	7		17.51	10.4		3438	1.8		3595	1.7		18566	1		1325	0.7	
32	2363	1.2		12.88	7.1		18.2	10.8		3448	1.8		3595	1.7		1858	1		1324	0.7	
33	2363	1.2		13.16	7.3		18.74	11.2		3454	1.8		3596	1.7		1859	1		1324	0.7	
34	2981	1.6		13.98	7.8		19.17	11.5		3464	1.8		3597	1.7		1964	1		1320	0.7	
35	4360	2.2		14.84	8.3		21.02	12.6	24.6	3468	1.9	24.1	3597	1.7		1863	1		1316	0.7	24.5
36	4846	2.6		14.96	8.4					3481	1.9		3596	1.7		1862	1		1318	0.7	
37	4881	2.6		15.02	8.4					3486	1.9		3599	1.7		1862	1		1339	0.7	
38	4888	2.6		15.07	8.5					3498	1.9		3599	1.7		1862	1		1520	0.8	
39	4910	2.7	24.4	15.24	8.6					3506	1.9		3600	1.7		1861	1		1578	0.8	
40	5	2.8		16.1	9.2					3517	1.9		3601	1.7	29	1860	1		1630	0.8	
41	5.27	2.9		18.24	10.4					3530	1.9		3602	1.7		1860	1		1660	0.8	
42	5.57	3		19.03	11					3541	1.9		3894	1.9	28.3	1859	1		1688	0.8	
43	6.68	3.7		19.56	11.3					3572	1.9		5.17	2.5	27	1857	1		1704	0.8	
44	9.95	5.7		20.27	11.8					3643	1.9		5.64	3	26.1	1857	1		1723	0.8	
45	32.94	21		21.29	12.4					4152	2.1		5.93	3.2	25.6	1857	1		1752	0.8	
46	39.71	25.2		22.36	13.1					5.32	2.9		6.78	3.8	25.2	1857	1		1792	0.9	
47	41.1	26.3		24.28	14.1					10.04	5.8		10.69	5.8		1857	1		1821	0.9	
48	41.73	27.1		26.86	16.2	26				12.69	7.6		14.3	8.9		1857	1		1862	0.9	
49										14.35	8.4		18.16	10.8	24.3	1887	1		1897	1	
50										15.96	9.5		21.7	13.4		4266	2.3	24.1	1927	1	
51										18.44	11		24.42	15		4689	2.6		1956	1	24.3
52										19.57	11.9		33.02	21		6.27	3.3		2020	1	
53										19.99	12.2		45.78	30.1		6.55	3.6		2094	1.1	
54										20.5	12.5	23.9	46.66	30.9		6.79	3.8		2207	1.1	
55										21.3	13.1					7.81	4.4		2434	1.3	
56										22.27	13.7					8.61	4.9		4129	2	
57																8.77	5		14.88	8.9	
58																9.39	5.4		18.61	11	
59																9.93	5.7		21.21	13	
60																10.86	6.3		22.45	13.8	
61																18.31	10.5		22.93	14.1	
62																24.68	15.5		23.55	14.5	
63																29.24	18.4		24.51	15.1	
64																29.3	18.5		24.92	15.4	
65																29.29	18.5		25.68	15.9	
66																29.32	18.5		26.4	16.5	
67																30.01	19	24			
68																30.18	19.1				
69																30.31	19.2				
70																30.74	19.5				
71																30.97	19.5				
72																31.12	19.8				
73																31.46	19.9				
74																42.59	28				
75																42.83	28.2				
76																					
77																					
78																					
79																					
80																					
81																					
82																					
83																					

TABLE 2
SUMMARY OF PENETRATION RATES, SALINITY, and CONDUCTIVITY MEASUREMENTS
WHILE DRILLING OBSERVATION WELLS
CARNIVAL GRAND PORT
GRAND BAHAMA, BAHAMA ISLANDS

Compiled Salinity Profile

OW-8			*OW-9*			*OW-10*			*OW-11*			*OW-12*			*OW-13*			*OW-14*			*OW-15*			*OW-16*		
Conductivity	**Salinity**	**Temperature**	**Conductivity**	**Salinity**	**Temperature**	**Conductivity**	**Salinity**	**Temperature**	**Conductivity**	**Salinity**	**Temperature**	**Conductivity**	**Salinity**	**Temperature**	**Conductivity**	**Salinity**	**Temperature**	**Conductivity**	**Salinity**	**Temperature**	**Conductivity**	**Salinity**	**Temperature**	**Conductivity**	**Salinity**	**Temperature**
						1164	0.6		1673	0.8		666	0.3													
						1244	0.6		1649	0.8		655	0.3	25.5												
						1261	0.6		1650	0.8		652	0.3		967	0.5	26.9	859	0.4	28.6	7.2	1.46		1951	0.9	
						1276	0.6		1925	1		883	0.4	25.1	1170	0.6		835	0.4	27.7	7.54	3.9		2515	1.2	
						1271	0.6		1958	1		904	0.4		1160	0.6	26.3	803	0.4		7.51	3.9		18.42	10.5	
1952	1		705	0.3	26	1253	0.6		1958	1		926	0.4		1157	0.6		787	0.4	27.3	7.5	4	27.1	18.96	10.8	
1718	0.9		686	0.3		1255	0.6	25.8	1933	1		958	0.5	24.8	1159	0.6		789	0.4		7.69	4.1		18.95	10.8	
1674	0.8		667	0.3		1264	0.6		1910	1	24.9	993	0.5		1152	0.6	26.1	791	0.4		8.22	4.4		18.95	10.8	
1610	0.8		645	0.3		1314	0.6		1898	1		1024	0.5		1152	0.6		791	0.4		8.22	4.4	26.4	18.93	10.8	
1519	0.8		550	0.3	25.8	1340	0.7		1878	1		1036	0.5		1142	0.6		792	0.4		8.19	4.4		18.84	10.7	
1384	0.7		494	0.2		1200	0.6		1869	1		1038	0.5	24.7	1153	0.6		792	0.4		8.18	4.4		18.81	10.7	
2030	1		492	0.2		1139	0.6		1857	1		1039	0.5		1114	0.5		787	0.4		8.17	4.4		18.82	10.7	27.1
2176	1.1	24.6	488	0.2		1090	0.5		1841	1		1039	0.5		1154	0.6		788	0.4		8.17	4.4		18.79	10.7	
2198	1.1		484	0.2	25.4	1120	0.6	25.1	1821	0.9	24.7	1044	0.5		1184	0.6		786	0.4	27.1	8.17	4.4	26.1	18.79	10.6	
2215	1.1		477	0.2		1108	0.5		1801	0.9		1045	0.5	24.6	1198	0.6		786	0.4		8.22	4.5		18.7	10.6	
2220	1.1		467	0.2		1115	0.6		1788	0.9		1041	0.5		1198	0.6		785	0.4		8.29	4.5		18.69	10.6	
2223	1.1		470	0.2	25.3	1116	0.6		1774	0.9		1033	0.5		1192	0.6		785	0.4		8.33	4.5		18.7	10.6	
2227	1.1		466	0.2		1118	0.6		1740	0.9		1029	0.5		1210	0.6		778	0.4		8.33	4.5		18.18	10.6	
2192	1.1		460	0.2		1036	0.5		1741	0.9		1024	0.5	24.5	1214	0.6		774	0.4		8.32	4.5		18.18	10.6	
2200	1.1		460	0.2		1046	0.5	24.9	1720	0.9		1025	0.5		1165	0.6		776	0.4		8.32	4.5		18.67	10.6	
2211	1.1		469	0.2		1044	0.5		1718	0.9		1015	0.5		1210	0.6		769	0.4		8.32	4.5		18.66	10.6	
2219	1.1		469	0.2		1054	0.5		1709	0.9		1015	0.5		1271	0.6		772	0.4		8.47	4.6		18.69	10.6	
2213	1.1		469	0.2		1059	0.5		1695	0.9		1011	0.5		1323	0.6		772	0.4		9.71	5.2		18.72	10.6	
2205	1.1		467	0.2		1062	0.5		1693	0.9		1014	0.5		1351	0.7	26.3	772	0.4					19.35	11	
2121	1.1		466	0.2		1064	0.5		1682	0.9	24.6	1010	0.5		1355	0.7		772	0.4	27				19.9	11.3	
2056	1.1		466	0.2		1063	0.5		1682	0.9		1008	0.5		1356	0.7	26.4	771	0.4					20.25	11.6	
2063	1.1		466	0.2		1063	0.5		1682	0.9		1005	0.5		1356	0.7		771	0.4					20.59	11.8	
2068	1.1		466	0.2		1063	0.5		1682	0.9		1002	0.5		1363	0.7		771	0.4					21.09	12.1	
2064	1.1		466	0.2		1064	0.5		1683	0.9		1002	0.5		1363	0.7		771	0.4					21.52	12.4	
2068	1.1		465	0.2		1065	0.5		1695	0.9		1000	0.5		1370	0.7		771	0.4					22.23	12.9	27
2069	1.1		465	0.2		1065	0.5		1828	0.9		1000	0.5		1372	0.7		771	0.4					26.19	13.4	26.9
2077	1.1		466	0.2		1066	0.5		1980	1		999	0.5		1377	0.7		771	0.4					23.64	13.7	
2094	1.1		466	0.2		1066	0.5		2097	1		998	0.5		1387	0.7		771	0.4					24.2	14.1	
2096	1.1		467	0.2		1067	0.5		2264	1.2		993	0.5		1382	0.7		771	0.4					24.46	14.3	
2110	1.1		467	0.2		1067	0.5		2516	1.3		996	0.5	24.4	1380	0.7		771	0.4					24.99	14.6	
2114	1.1		467	0.2		1068	0.5		2776	1.4		993	0.5		1386	0.7		771	0.4					24.98	14.7	26.8
2117	1.1		467	0.2		1071	0.5		2992	1.6		994	0.5		1389	0.7		771	0.4							
2121	1.1		468	0.2	25.2	1070	0.5		3173	1.7		993	0.5		1382	0.7		771	0.4							
2111	1.1		474	0.2		1070	0.5		3980	2.1		997	0.5		1395	0.7		771	0.4							
2109	1.1		480	0.2		1070	0.5		5.09	2.8		1004	0.5		1396	0.7		771	0.4							
2116	1.1		480	0.2		1071	0.5		6.65	3.7		1011	0.5		1406	0.7		772	0.4							
2123	1.1		481	0.2		1073	0.5		8.15	4.6		1017	0.5		1408	0.7		772	0.4							
2124	1.1		480	0.2		1073	0.5		8.48	4.8		1017	0.5		1400	0.7		773	0.4							
2124	1.1		481	0.2		1073	0.5		8.91	5	24.3	1018	0.5		1409	0.7	26.5	775	0.4							
2132	1.1		480	0.2		1072	0.5		8.98	5.1		1021	0.5		1427	0.7		778	0.4	26.9						
2137	1.1		479	0.2		1072	0.5		9.08	5.1		1033	0.5		1439	0.7		784	0.4							
2139	1.1		478	0.2		1072	0.5		9.19	5.2		1061	0.5		1445	0.7		785	0.4							
2143	1.1		478	0.2		1072	0.5		9.46	5.4		1110	0.6		1463	0.7		785	0.4							
2252	1.2		478	0.2		1072	0.5		10.53	6		1228	0.6	24.3	1488	0.7		786	0.4							
2811	1.5		477	0.2		1072	0.5		11.3	6.5		1368	0.7		1508	0.7		787	0.4							
3471	1.8		477	0.2		1072	0.5		12.1	7		1589	0.8		1568	0.8		1178	0.6							
4109	2.2	24.3	1791	0.9	24.9	1069	0.5		15.17	9		1955	1		1731	0.8		1619	0.8							
5.72	3.2		2392	1.2	24.6	1075	0.5		16.12	9.6		2716	1.4		2030	1		1890	0.9							
7.81	4.2		2697	1.4		11.87	7		16.74	10	24.2	4320	2.3		3451	1.6		1994	1	26.5						
17.28	10.4		3215	1.7		27.07	16.5	24.4	17.88	10.7		6.47	3.5		12.87	7.2		2078	1							
21.55	13		3983	2.1		34.61	22.1		19.69	11.9		15.91	9.4	24.2	16.07	9.1	25.8	2105	1	26.3						
22.96	14.1		4481	2.4		37.55	24.1		20.35	12.4		21.95	13.2		16.53	9.5		4230	2.2							
23.75	14.7		4614	2.5		39.11	25.3		24.1	14.9		25.79	16		17.54	10.2		4856	2.5	25.9						
24.04	14.9		4789	2.6	24.4	40.5	26.2		26.97	16.8		27.12	16.9		18.04	10.5	25.5	5.33	2.8							
26.29	16.3	24.1	4853	2.6		42.38	27.7		34.24	21.9		30.34	19.2					5.86	3.1							
26.6	16.6		7.59	4.2		43.79	28.6		37.97	24.4	24.1	32.55	20.6					7.18	3.9							
26.85	16.8		11.44	6.6		45.53	30					33.57	21.4					8.12	4.4	25.1						
27.9	17.3	24	11.88	6.9		46.36	30.5	24.2				35.18	22.4					8.57	4.8							
34.32	22		12.52	7.3		46.71	30.9					37.66	24.4	24.1				9.05	5	24.8						
38.23	25.1		14.17	8.3		47.11	31.1					39.59	25.7					11.43	6.5							
40.39	26.3		15	8.9	24.3	47.32	31.3					40.15	26.1					16.04	9.2							
41.91	27.7		18.85	11.2														23.18	14.2							
43.68	28.5	23.9	21.82	13.4														26.6	16.7	24.4						
44.14	29.2		26	16	24.2													30.75	19.4							
44.94	29.7		31.8	20.3														35.64	22.8	24.2						
			36.98	23.6														36.51	23.5							
			42.7	27.9														43.2	28.3							
			45.3	29.8														45.73	30.2							
			46.49	30.8														46.05	30.4							
			46.92	31.1														46.09	30.5							
																		46.09	30.5							
																		46.45	30.8							
																		46.75	31	24.1						
																		46.88	31.1							
																		46.98	31.2	24						
																		47.08	31.3							
																		47.18	31.4							

TABLE 3
OBSERVATION WELL SALINITY MEASUREMENTS - JUNE, AUGUST AND SEPTEMBER 2019
CARNIVAL GRAND PORT
GRAND BAHAMA, BAHAMA ISLANDS

SUMMARY OF SALINTY RESULTS (June 18-19, 2019)

DEPTH	OW-1	OW-2	OW-3	OW-4	OW-5	OW-6	OW-7	OW-8	OW-9	OW-10	OW-11	OW-12	OW-13	OW-14	OW-15	OW-16
1																
2										0.6	0.8	0.3				
3					1.7					0.6	0.8	0.3				
4		0.9	3.5	5.9	1.7					0.6	0.8	0.3	0.5	0.4	1.46	0.9
5		1.1	4.9	6.1	1.7					0.6	1.0	0.4	0.6	0.4	3.9	1.2
6		1.1	5.0	6.3	1.7					0.6	1.0	0.4	0.6	0.4	3.9	10.5
7		1.1	6.0	6.5	1.7			1.0	0.3	0.6	1.0	0.4	0.6	0.4	4.0	10.8
8		1.1	6.1	6.5	1.7			0.9	0.3	0.6	1.0	0.5	0.6	0.4	4.1	10.8
9		1.1	6.2	6.5	1.7			0.8	0.3	0.6	1.0	0.5	0.6	0.4	4.4	10.8
10		1.1	6.2	6.5	1.7		0.7	0.8	0.3	0.6	1.0	0.5	0.6	0.4	4.4	10.8
11		1.1	6.2	6.5	1.7		0.7	0.8	0.3	0.7	1.0	0.5	0.6	0.4	4.4	10.7
12		1.1	6.3	6.5	1.7		0.7	0.7	0.2	0.6	1.0	0.5	0.6	0.4	4.4	10.7
13		1.1	6.3	6.5	1.7		0.7	1.0	0.2	0.6	1.0	0.5	0.5	0.4	4.4	10.7
14		1.1	6.3	6.5	1.7		0.7	1.1	0.2	0.5	1.0	0.5	0.6	0.4	4.4	10.7
15		1.1	6.3	6.5	1.7	0.6	0.7	1.1	0.2	0.6	0.9	0.5	0.6	0.4	4.4	10.6
16		1.1	6.3	6.5	1.7	0.7	0.7	1.1	0.2	0.5	0.9	0.5	0.6	0.4	4.5	10.6
17		1.1	6.3	6.5	1.7	0.9	0.7	1.1	0.2	0.6	0.9	0.5	0.6	0.4	4.5	10.6
18		1.1	6.3	6.4	1.7	0.9	0.7	1.1	0.2	0.6	0.9	0.5	0.6	0.4	4.5	10.6
19		1.1	6.3	6.5	1.7	0.9	0.7	1.1	0.2	0.6	0.9	0.5	0.6	0.4	4.5	10.6
20		1.1	6.3	6.7	1.7	0.9	0.7	1.1	0.2	0.5	0.9	0.5	0.6	0.4	4.5	10.6
21		1.1	6.4	6.8	1.7	0.9	0.7	1.1	0.2	0.5	0.9	0.5	0.6	0.4	4.5	10.6
22		1.1	6.4	6.9	1.7	0.9	0.7	1.1	0.2	0.5	0.9	0.5	0.6	0.4	4.5	10.6
23		1.1	6.4	7.0	1.7	0.9	0.7	1.1	0.2	0.5	0.9	0.5	0.6	0.4	4.6	10.6
24		1.1	6.4	7.1	1.7	0.9	0.7	1.1	0.2	0.5	0.9	0.5	0.6	0.4	5.2	10.6
25		1.2	6.5	7.3	1.7	0.9	0.7	1.1	0.2	0.5	0.9	0.5	0.7	0.4		11
26		1.2	6.5	7.5	1.7	0.9	0.7	1.1	0.2	0.5	0.9	0.5	0.7	0.4		11.3
27		1.2	6.6	7.9	1.7	0.9	0.7	1.1	0.2	0.5	0.9	0.5	0.7	0.4		11.6
28		1.2	6.6	8.8	1.7	0.9	0.7	1.1	0.2	0.5	0.9	0.5	0.7	0.4		11.8
29		1.2	6.7	9.7	1.7	1.0	0.7	1.1	0.2	0.5	0.9	0.5	0.7	0.4		12.1
30		1.2	6.8	10.1	1.7	1.0	0.7	1.1	0.2	0.5	0.9	0.5	0.7	0.4		12.4
31		1.2	7.0	10.4	1.7	1.0	0.7	1.1	0.2	0.5	0.9	0.5	0.7	0.4		12.9
32		1.2	7.1	10.8	1.7	1.0	0.7	1.1	0.2	0.5	0.9	0.5	0.7	0.4		13.4
33		1.2	7.3	11.2	1.7	1.0	0.7	1.1	0.2	0.5	1.0	0.5	0.7	0.4		13.7
34		1.6	7.8	11.5	1.7	1.0	0.7	1.1	0.2	0.5	1.0	0.5	0.7	0.4		14.1
35		2.2	8.3	12.6	1.7	1.0	0.7	1.1	0.2	0.5	1.2	0.5	0.7	0.4		14.3
36		2.6	8.4		1.7	1.0	0.7	1.1	0.2	0.5	1.3	0.5	0.7	0.4		14.6
37		2.6	8.4		1.7	1.0	0.7	1.1	0.2	0.5	1.4	0.5	0.7	0.4		14.7
38		2.6	8.5		1.7	1.0	0.8	1.1	0.2	0.5	1.6	0.5	0.7	0.4		
39		2.7	8.6		1.7	1.0	0.8	1.1	0.2	0.5	1.7	0.5	0.7	0.4		
40		2.8	9.2		1.7	1.0	0.8	1.1	0.2	0.5	2.1	0.5	0.7	0.4		
41		2.9	10.4		1.7	1.0	0.8	1.1	0.2	0.5	2.8	0.5	0.7	0.4		
42		3	11.0		1.9	1.0	0.8	1.1	0.2	0.5	3.7	0.5	0.7	0.4		
43		3.7	11.3		2.5	1.0	0.8	1.1	0.2	0.5	4.6	0.5	0.7	0.4		
44		5.7	11.8		3.0	1.0	0.8	1.1	0.2	0.5	4.8	0.5	0.7	0.4		
45		21	12.4		3.2	1.0	0.8	1.1	0.2	0.5	5	0.5	0.7	0.4		
46		25.2	13.1		3.8	1.0	0.9	1.1	0.2	0.5	5.1	0.5	0.7	0.4		
47		26.3	14.1		5.8	1.0	0.9	1.1	0.2	0.5	5.1	0.5	0.7	0.4		
48		27.1	16.2		8.9	1.0	0.9	1.1	0.2	0.5	5.2	0.5	0.7	0.4		
49					10.8	1.0	1.0	1.1	0.2	0.5	5.4	0.6	0.7	0.4		
50					13.4	2.3	1.0	1.2	0.2	0.5	6	0.6	0.7	0.4		
51					15.0	2.6	1.0	1.5	0.2	0.5	6.5	0.7	0.7	0.4		
52					21.0	3.3	1.0	1.8	0.2	0.5	7.0	0.8	0.8	0.6		
53					30.1	3.6	1.1	2.2	0.9	0.5	9.0	1.0	0.8	0.8		
54					30.9	3.8	1.1	3.2	1.2	0.5	9.6	1.4	1.0	0.9		
55						4.4	1.3	4.2	1.4	7	10.0	2.3	1.6	1.0		
56						4.9	2.0	10.4	1.7	16.5	10.7	3.5	7.2	1.0		
57						5.0	8.9	13.0	2.1	22.1	11.9	9.4	9.1	1.0		
58						5.4	11.0	14.1	2.4	24.1	12.4	13.2	9.5	2.2		
59						5.7	13.0	14.7	2.5	25.3	14.9	16.0	10.2	2.5		
60						6.3	13.8	14.9	2.6	26.2	16.8	16.9	10.5	2.8		
61						10.5	14.1	16.3	2.6	27.7	21.9	19.2		3.1		
62						15.5	14.5	16.6	4.2	28.6	24.4	20.6		3.9		
63						18.4	15.1	16.8	6.6	30.0		21.4		4.4		
64						18.5	15.4	17.3	6.9	30.5		22.4		4.8		
65						18.5	15.9	22.0	7.3	30.9		24.4		5.0		
66						18.5	16.5	25.1	8.3	31.1		25.7		6.5		
67						19.0		26.3	8.9	31.3		26.1		9.2		
68						19.1		27.7	11.2					14.2		
69						19.2		28.5	13.4					16.7		
70						19.5		29.2	16.0					19.4		
71						19.5		29.7	20.3					22.8		
72						19.8			23.6					23.5		
73						19.9			27.9					28.3		
74						28.0			29.8					30.2		
75						28.2			30.8					30.4		
76									31.1					30.5		
77														30.5		
78														30.8		
79														31.0		
80														31.1		
81														31.2		
82														31.3		
83														31.4		

Salinity in parts per thousar Measured from Top of Casing (TOC)
Fresh water lens as defined by the Grand Bahama Utility Company

SUMMARY OF SALINTY RESULTS (August 10-11, 2019)

DEPTH	OW-1	OW-2	OW-3	OW-4	OW-5	OW-6	OW-7	OW-8	OW-9	OW-10	OW-11	OW-12	OW-13	OW-14	OW-15	OW-16
1																
2	1.3				1.8											0.5
3	1.3	1.6			1.8					1.4	0.7	0.4				0.5
4	1.3	3.3	1.8		2.0					1.4	1.0	0.4	0.3	0.3	2.5	0.5
5	1.4	6.2	4.9		2.3					1.4	1.0	0.5	0.3	0.3	3.0	0.5
6	1.4	6.4	6.9		2.4				0.3	1.4	1.0	0.6	1.0	0.3	4.3	12.1
7	1.4	6.4	28.9	0.6	2.3			0.5	0.3	1.4	0.9	0.6	1.2	0.3	4.7	12.3
8	1.3	6.4	29.5	0.6	2.3			0.5	0.3	1.4	1.0	0.6	1.3	0.3	4.7	12.3
9	1.3	7.0	29.5	0.6	2.3		0.5	0.5	0.3	1.4	1.0	0.5	1.3	0.3	4.7	12.3
10	1.3	7.0	29.4	0.7	2.3		0.5	0.5	0.3	1.4	1.0	0.5	1.2	0.3	4.8	12.3
11	1.3	7.1	29.4	1.2	2.3		0.5	0.5	0.3	1.4	1.0	0.5	1.2	0.3	4.7	12.3
12	1.3	7.1	29.1	1.5	2.3		0.5	0.6	0.3	1.4	1.0	0.5	1.2	0.3	4.7	12.3
13	1.3	7	28.5	1.8	2.3		0.5	0.7	0.3	1.1	1.0	0.5	1.2	0.3	4.7	12.3
14	1.3	7.1	28.1	1.8	2.3		0.5	0.7	0.3	1.1	1.0	0.5	1.2	0.3	4.6	12.3
15	1.3	7.1	27.4	1.8	2.3	0.9	0.5	0.7	0.3	1.1	1.0	0.5	1.2	0.3	4.6	12.3
16	1.3	7.1	25.9	1.8	2.3	0.9	0.5	0.7	0.3	1.1	1.0	0.5	1.2	0.3	4.6	12.3
17	1.3	7.2	23.1	1.9	2.3	0.9	0.5	0.7	0.3	1.1	1.0	0.5	1.2	0.3	4.6	12.3
18	1.3	7.4	22.9	1.9	2.3	1.0	0.5	0.7	0.3	1.1	1.0	0.5	1.2	0.3	4.5	12.3
19	1.3	7.4	21.1	1.9	2.3	1.0	0.5	0.7	0.3	1.1	1.0	0.5	1.2	0.3	4.5	12.2
20	1.3	7.4	20.7	1.9	2.3	1.0	0.5	0.7	0.3	1.1	1.0	0.5	1.2	0.3	4.5	12.3
21	1.3	7.4	20.7	1.9	2.3	1.0	0.5	0.7	0.3	1.0	1.0	0.5	1.2	0.3	4.7	12.3
22	1.3	7.4	20.4	4.604.6	2.3	1.0	0.5	0.7	0.3	1.0	1.0	0.5	1.2	0.3	4.7	12.3
23	1.3	7.4	20.1	4.6	2.3	1.0	0.5	0.7	0.3	1.0	1.0	0.5	1.2	0.3	4.7	12.3
24	2.3	7.4	19.9	2.0	2.3	1.0	0.5	0.7	0.3	1.1	1.0	0.5	1.2	0.3	4.7	12.3
25	2.3	7.4	19.9	2.0	2.3	1.0	0.5	0.7	0.3	1.0	1.0	0.5	1.2	0.3		12.2
26	1.7	7.4	19.9	2.0	2.3	1.0	0.5	0.8	0.3	1.0	1.0	0.5	1.2	0.3		12.2
27	2.1	7.4	19.9	2.0	2.3	1.0	0.5	0.8	0.3	1.0	1.0	0.5	1.2	0.3		12.2
28	2.2	7.4	19.8	2.0	2.3	1.0	0.5	0.8	0.3	1.0	1.0	0.5	1.2	0.3		12.2
29	2.2	7.4	19.8	2.0	2.3	1.0	0.5	0.8	0.3	1.0	1.0	0.5	1.2	0.3		12.2
30	2.2	7.4	19.7	2.1	2.3	1.0	0.5	0.8	0.3	1.0	1.0	0.5	1.2	0.3		12.2
31	2.2	7.4	19.7	2.1	2.3	1.0	0.5	0.8	0.3	1.0	1.0	0.5	1.2	0.3		12.2
32	2.2	7.4	19.6	2.1	2.3	1.0	0.5	0.8	0.3	1.0	1.0	0.5	1.2	0.3		12.2
33	2.3	7.4	19.6	2.1	2.3	1.0	0.5	0.8	0.3	1.0	1.0	0.5	1.2	0.3		12.2
34	2.3	8.1	19.5	2.1	2.3	1.0	0.5	0.8	0.3	1.0	0.9	0.5	1.2	0.3		12.2
35	2.7	8.4	19.5	2.1	2.3	1.0	0.5	0.8	0.3	1.0	0.9	0.5	1.2	0.3		12.2
36	2.8	8.5		2.2	2.3	1.0	0.8	0.8	0.3	1.0	0.9	0.5	1.2	0.3		12.2
37	2.9	8.9		2.2	2.3	1.0	0.8	0.8	0.3	1.0	0.9	0.5	1.1	0.3		12.2
38	2.9	9.1		2.2	2.3	1.0	0.8	0.8	0.3	1.0	0.9	0.6	1.1	0.3		
39	2.9	9.5		2.2	2.3	1.0	0.8	0.8	0.3	1.0	1.5	0.6	1.1	0.3		
40	3	9.6		2.2	2.3	1.0	0.8	0.9	0.3	1.0	1.9	0.6	1.1	0.3		
41	3.2	11.4		2.2	2.3	1.0	0.8	0.9	0.3	1.1	2.8	0.6	1.1	0.3		
42	3.4	12.6		2.2	2.3	1.1	0.8	0.9	0.3	1.1	4.7	0.6	1.1	0.3		
43	3.7	13.1		2.3	2.3	1.1	0.9	0.9	0.4	1.1	4.8	0.6	1.1	0.3		
44	4.4	13.7		2.5		1.1	1.0	0.9	0.4	1.1	5.1	0.6	1.1	0.3		
45	20.2	14.7		6.4		1.3	1.0	0.9	0.4	1.1	5.6	0.6	1.1	0.3		
46	28.7	15.8		8.5		1.5	1.1	1.2	0.4	1.1	6.2	0.6	1.1	0.3		
47	30.6	17.1		9.5		2.0	1.1	1.3	0.5	1.1	6.5	0.6	1.1	0.3		
48	31.1	19.6		10.8		2.2	1.2	1.4	0.5	1.1	6.6	0.6	1.1	0.3		
49	31.2	20.1		12.3		3.4	1.2	1.7	0.6	1.1	7	0.6	1.1	0.3		
50	31.2			13		3.7	1.2	1.6	0.9	1.1	7.9	0.6	1.1	0.4		
51				13.3		3.9	1.3	1.8	1.1	1.1	9.1	0.7	1.1	0.4		
52				13.7		4.7	1.4	2.5	1.2	1.1	10.1	0.9	1.1	0.5		
53				14.3		5.1	1.4	2.8	1.3	1.1	10.2	1.0	1.1	0.6		
54				15		5.3	1.4	2.9	1.4	1.1	10.2	1.5	1.1	0.8		
55				16		5.5	1.5	3.9	1.5	1.1	10.2	2.4	1.1	1.1		
56				16.8		5.7	1.9	8.9	1.7	10.5	10.2	3.4	1.1	1.2		
57						6.2	4.7	12.3	2.2	20.7	10.3	4.6	1.1	1.2		
58						8.4	5.0	13.6	3.8	25.9	10.5	14.6	1.1	1.2		
59						9.4	5.0	13.6	4.4	27.6	11.0	17.4	5.5	3.7		
60						10.6		13.6	4.8	28.8	11.6	19.1	8.9	4.1		
61						14.3		17.4	5.1	29.9	15.4	21.2		4.5		
62						19.5		17.4	5.6	30.8	24.9	23.2		5.1		
63						19.7		17.4	6.6	32.4		24.9		5.5		
64						19.7		17.6	7.3	34.4		26.4		7		
65						19.8		21.7	8.2	35.4		28.6		7.6		
66						20.1		25.4	8.5			30.2		9.4		
67						20.1		28.1	9.6			30.4		11.4		
68						20.1		30.2	11.4					14.6		
69						20.1		32.4	13.6					17.2		
70						20.1		33.1	14.6					19.4		
71						20.1		33.5	16.4					24.6		
72						20.1			20.1					25.6		
73						20.2			28.7					29		
74						22.2			32.9					32.6		
75						30.2			35					34.3		
76									35.1					35.5		
77														35.7		
78														35.4		
79														36.0		
80														36		
81														36		
82														36.1		
83														36.2		

Salinity in parts per thousar Measured from Top of Casing (TOC)
Fresh water lens as defined by the Grand Bahama Utility Company
Note: OW-10 and OW-13 pumped during Coring and Impacted.

SUMMARY OF SALINTY RESULTS (September 13, 14 and 25, 2019)

DEPTH	OW-1	OW-2	OW-3	OW-4	OW-5	OW-6	OW-7	OW-8	OW-9	OW-10	OW-11	OW-12	OW-13	OW-14	OW-15	OW-16
1														Not Accessible		
2	2.4															
3	2.4	1.1	7.2		4.6					1.7	1.3	0.6				
4	2.4	6.9	7.3		4.8					1.7	1.3	0.6	2.6			
5	2.4	6.9	7.3		4.8					4.2	1.3	0.5	2.6			
6	2.4	6.9	7.3		4.8			1.3	0.5	5	1.5	0.5	5.2			
7	2.4	6.9	12.9	0.9	4.9			1.3	0.5	4.6	1.5	0.5	6.1			
8	2.2	6.9	13.8	1.0	4.9		0.3	1.3	0.5	4.3	1.5	0.5	6.1			
9	2.2	7.0	13.6	1.1	4.9		0.8	1.3	0.5	4.2	1.5	0.5	6.2			
10	2.1	7.2	15.5	1.3	4.9		1.0	1.3	0.5	3.8	1.5	0.5	6.2			
11	2.1	7.3	13.5	1.4	4.9		1.4	1.3	0.4	3.5	1.5	0.5	6.2			
12	2.2	7.3	13	1.5	4.9		1.6	1.3	0.4	2.5	1.5	0.5	6.2			
13	2.2	7.3	12.8	1.5	4.9		1.8	1.3	0.4	2.2	1.5	0.5	6.2			
14	2.2	7.3	12.5	1.5	4.9		1.9	1.3	0.4	1.9	1.5	0.5	6.2			
15	.2.1	7.5	12.2	1.6	4.9	0.8	2.0	1.3	0.4	1.9	1.5	0.5	6.2			
16	.2.1	7.5	11.8	1.6	4.9	0.8	2.0	1.3	0.4	1.9	1.5	0.5	6.2			
17	.2.1	7.5	11.3	1.6	4.9	0.9	2.0	1.3	0.4	1.9	1.5	0.4	6.2			
18	.2.1	7.6	11.0	1.6	4.9	0.9	0.5	1.3	0.4	1.9	1.5	0.4	6.2			
19	.2.1	7.6	10.7	1.6	4.9	0.9	1.9	1.3	0.4	1.8	1.5	0.4	6.2			
20	.2.1	7.6	10.5	1.6	4.9	0.9	2.0	1.3	0.4	1.7	1.5	0.4	6.2			
21	2.2	7.6	10.3	1.6	4.9	0.9	1.9	1.3	0.4	1.0	1.5	0.4	6.2			
22	2.2	7.6	10.0	1.6	4.9	0.9	2.0	1.3	0.4	1.8	1.5	0.4	6.2			
23	2.2	7.6	9.7	1.6	4.9	0.9	2.0	1.3	0.4	1.7	1.5	0.4	6.2			
24	2.2	7.6	9.3	1.6	4.9	0.9	2.0	1.3	0.4	1.8	1.5	0.4	6.2			
25	2.2	7.6	9.2	1.6	4.9	0.9	2.1	1.3	0.4	1.8	1.5	0.4	6.2			
26	2.4	7.6	9.0	1.6	4.9	0.9	2.2	1.3	0.4	1.7	1.5	0.4	6.2			
27	2.5	7.6	9.0	1.6	4.9	0.9	2.2	1.3	0.4	1.7	1.5	0.5	6.2			
28	2.6	7.6	11.5	1.6	4.9	0.9	2.1	1.3	0.4	1.7	1.5	0.5	6.2			
29	2.6	7.6	13.0	1.6	4.9	0.9	Blocked	1.3	0.5	1.7	1.5	0.5	6.2			
30	2.6	7.6	13.5	1.6	4.9	0.9		1.3	0.5	1.7	1.5	0.5	6.2			
31	2.7	7.9	13.5	1.6	4.9	0.9		1.3	0.5	1.7	1.5	0.5	6.2			
32	2.7	8.0	13.6	1.6	4.9	0.9		1.3	0.5	1.7	1.5	0.5	6.2			
33	2.9	8.2	13.5	1.6	4.9	0.9		1.3	0.5	1.7	1.5	0.5	6.2			
34	2.9	8.5	13.5	1.6	4.9	0.9		1.3	0.5	1.7	1.5	0.5	6.2			
35	3.2	8.9	13.5	1.6	4.9	0.9		1.3	0.5	1.7	1.5	0.5	6.2			
36	3.4	9.2		1.6	4.9	0.9		1.5	0.5	1.7	1.5	0.6	6.2			
37	3.7	9.4		1.6	4.9	0.9		1.5	0.5	1.7	1.5	0.6	6.2			
38	3.7	9.5		1.6	4.9	0.9		1.5	0.5	1.7	1.5	0.6	6.2			
39	3.8	9.5		1.6	4.9	0.9		1.5	0.6	1.7	1.5	0.6	6.2			
40	4.0	9.6		1.6	4.9	0.9		1.5	0.6	1.7	1.5	0.6	6.2			
41	4.5	11.4		1.6	4.9	0.9		1.6	0.6	1.7	2.6	0.5	6.2			
42	5.1	12.3		1.6	4.9	0.9		1.6	0.6	1.7	3.3	0.5	6.2			
43	6.5	13.1		1.6	4.9

TABLE 4
OBSERVATION WELLS - GROUNDWATER ELEVATIONS
CARNIVAL GRAND PORT
GRAND BAHAMA, BAHAMA ISLANDS

WELL NUMBER	GROUND ELEVATION *(ft)*	TOP OF CASING ELEVATION	6/20/2019		6/23/2019		6/26/2019		9/28/2019	
			DEPTH TO WATER *(ft)*	WATER ELEV. *(ft)*	DEPTH TO WATER *(ft)*	WATER ELEV. *(ft)*	DEPTH TO WATER *(ft)*	WATER ELEV. *(ft)*	DEPTH TO WATER *(ft)*	WATER ELEV. *(ft)*
OW-1	2.03	2.26							1.45	0.81
OW-2	1.94	2.98	1.65	1.33	1.51	1.65	1.78	1.20	2.35	0.63
OW-3	2.23	3.37							3.19	0.18
OW-4	6.69	7.40							6.59	0.81
OW-5	1.76	2.77	1.30	1.47	1.26	1.51	1.57	1.20	1.94	0.83
OW-6	14.11	15.68							14.75	0.93
OW-7	8.58	10.15							9.12	1.03
OW-8	6.24	7.68	5.97	1.71	5.91	1.77	6.25	1.43	6.71	0.97
OW-9	5.90	7.47	5.47	2.00	5.40	2.07	5.72	1.75	6.08	1.39
OW-10	1.76	3.14	1.30	1.84	1.28	1.86	1.65	1.49	2.00	1.14
OW-11	1.68	3.08							1.93	1.15
OW-12	1.90	3.48							2.22	1.26
OW-13	3.31	5.15	3.10	2.05	3.10	2.05	3.46	1.69	3.88	1.27
OW-14	4.20	5.76								
OW-15	2.10	3.49								
OW-16	2.46	2.46								
WETLAND ROD[(1)]	1.73	N/A	0.45	N/A	0.52	N/A	0.50	N/A		
NPC ROD[(2)]	1.02	N/A		1.02						

(1) - Wetland Rod is stake in Wetland Body (surface water) as shown on Figure __

(2) - NPC Rod is stake located in Northwest Providence Channel - measures surface water level in Ocean

TABLE 5 - (PAGE 1 OF 39)
LOGGER DATA FOR OW-2, OW-5, OW-9, OW-13 AND NORTHWEST PROVIDENCE CHANNEL
CARNIVAL GRAND PORT
GRAND BAHAMA, BAHAMA ISLANDS

OW-2				OW-5				OW-9				OW-13				Northwest Providence Channel			
Plot Title: 20483953				Plot Title: 20483955				Plot Title: 20266370				Plot Title: 20483956				Plot Title: 20331041			
#	Date Time, GMT-04:00	Abs Pres, psi	Temp, °F	#	Date Time, GMT-04:00	Abs Pres, psi	Temp, °F	#	Date Time, GMT-04:00	Abs Pres, psi	Temp, °F	#	Date Time, GMT-04:00	Abs Pres, psi	Temp, °F	#	Date Time, GMT-04:00	Abs Pres, psi	Temp, °F
1	6/20/19 14:00	18.741	80.559	1	6/20/19 14:00	19.052	77.050	1	6/20/19 14:00	18.479	77.749	1	6/20/19 14:00	18.628	79.502	1	6/20/19 14:00	14.752	90.309
2	6/20/19 14:05	18.736	80.559	2	6/20/19 14:05	19.047	77.050	2	6/20/19 14:05	18.475	77.749	2	6/20/19 14:05	18.620	79.502	2	6/20/19 14:05	14.750	92.737
3	6/20/19 14:10	18.729	80.559	3	6/20/19 14:10	19.040	77.050	3	6/20/19 14:10	18.469	77.749	3	6/20/19 14:10	18.616	79.678	3	6/20/19 14:10	14.752	95.016
4	6/20/19 14:15	18.722	80.559	4	6/20/19 14:15	19.035	77.050	4	6/20/19 14:15	18.459	77.749	4	6/20/19 14:15	18.611	79.678	4	6/20/19 14:15	14.750	95.976
5	6/20/19 14:20	18.715	80.559	5	6/20/19 14:20	19.028	77.050	5	6/20/19 14:20	18.457	77.749	5	6/20/19 14:20	18.604	79.678	5	6/20/19 14:20	14.758	96.168
6	6/20/19 14:25	18.708	80.559	6	6/20/19 14:25	19.023	77.225	6	6/20/19 14:25	18.452	77.749	6	6/20/19 14:25	18.599	79.853	6	6/20/19 14:25	15.087	90.680
7	6/20/19 14:30	18.701	80.559	7	6/20/19 14:30	19.013	77.225	7	6/20/19 14:30	18.442	77.749	7	6/20/19 14:30	18.592	79.853	7	6/20/19 14:30	15.090	89.384
8	6/20/19 14:35	18.694	80.559	8	6/20/19 14:35	19.011	77.225	8	6/20/19 14:35	18.437	77.749	8	6/20/19 14:35	18.582	79.853	8	6/20/19 14:35	15.067	89.017
9	6/20/19 14:40	18.684	80.559	9	6/20/19 14:40	19.001	77.225	9	6/20/19 14:40	18.429	77.749	9	6/20/19 14:40	18.574	79.853	9	6/20/19 14:40	15.094	89.017
10	6/20/19 14:45	18.677	80.559	10	6/20/19 14:45	18.995	77.400	10	6/20/19 14:45	18.419	77.749	10	6/20/19 14:45	18.567	79.853	10	6/20/19 14:45	15.045	89.017
11	6/20/19 14:50	18.672	80.559	11	6/20/19 14:50	18.985	77.574	11	6/20/19 14:50	18.412	77.749	11	6/20/19 14:50	18.560	79.853	11	6/20/19 14:50	15.034	89.200
12	6/20/19 14:55	18.663	80.559	12	6/20/19 14:55	18.979	77.749	12	6/20/19 14:55	18.404	77.749	12	6/20/19 14:55	18.555	79.853	12	6/20/19 14:55	14.974	89.384
13	6/20/19 15:00	18.656	80.559	13	6/20/19 15:00	18.971	78.274	13	6/20/19 15:00	18.397	77.749	13	6/20/19 15:00	18.548	80.029	13	6/20/19 15:00	14.983	89.384
14	6/20/19 15:05	18.649	80.559	14	6/20/19 15:05	18.963	78.975	14	6/20/19 15:05	18.389	77.749	14	6/20/19 15:05	18.541	80.029	14	6/20/19 15:05	14.976	89.384
15	6/20/19 15:10	18.637	80.559	15	6/20/19 15:10	18.955	79.678	15	6/20/19 15:10	18.382	77.749	15	6/20/19 15:10	18.528	80.029	15	6/20/19 15:10	14.936	89.569
16	6/20/19 15:15	18.630	80.559	16	6/20/19 15:15	18.948	80.382	16	6/20/19 15:15	18.372	77.749	16	6/20/19 15:15	18.521	80.029	16	6/20/19 15:15	14.884	89.384
17	6/20/19 15:20	18.623	80.559	17	6/20/19 15:20	18.942	80.911	17	6/20/19 15:20	18.364	77.749	17	6/20/19 15:20	18.513	80.029	17	6/20/19 15:20	14.878	89.569
18	6/20/19 15:25	18.613	80.559	18	6/20/19 15:25	18.934	81.442	18	6/20/19 15:25	18.354	77.749	18	6/20/19 15:25	18.509	80.029	18	6/20/19 15:25	14.839	89.569
19	6/20/19 15:30	18.604	80.559	19	6/20/19 15:30	18.924	81.975	19	6/20/19 15:30	18.349	77.749	19	6/20/19 15:30	18.499	80.029	19	6/20/19 15:30	14.869	89.938
20	6/20/19 15:35	18.596	80.559	20	6/20/19 15:35	18.918	82.508	20	6/20/19 15:35	18.339	77.749	20	6/20/19 15:35	18.491	80.029	20	6/20/19 15:35	14.851	90.309
21	6/20/19 15:40	18.592	80.559	21	6/20/19 15:40	18.912	83.043	21	6/20/19 15:40	18.334	77.749	21	6/20/19 15:40	18.484	80.029	21	6/20/19 15:40	14.825	90.495
22	6/20/19 15:45	18.582	80.559	22	6/20/19 15:45	18.906	83.399	22	6/20/19 15:45	18.329	77.749	22	6/20/19 15:45	18.479	80.029	22	6/20/19 15:45	14.819	90.124
23	6/20/19 15:50	18.575	80.559	23	6/20/19 15:50	18.900	83.935	23	6/20/19 15:50	18.317	77.749	23	6/20/19 15:50	18.469	80.029	23	6/20/19 15:50	14.815	89.755
24	6/20/19 15:55	18.571	80.559	24	6/20/19 15:55	18.892	84.295	24	6/20/19 15:55	18.312	77.749	24	6/20/19 15:55	18.464	80.029	24	6/20/19 15:55	14.780	89.384
25	6/20/19 16:00	18.563	80.559	25	6/20/19 16:00	18.888	84.654	25	6/20/19 16:00	18.304	77.749	25	6/20/19 16:00	18.457	80.029	25	6/20/19 16:00	14.782	89.017
26	6/20/19 16:05	18.556	80.559	26	6/20/19 16:05	18.881	84.834	26	6/20/19 16:05	18.299	77.749	26	6/20/19 16:05	18.452	80.206	26	6/20/19 16:05	14.767	88.833
27	6/20/19 16:10	18.549	80.559	27	6/20/19 16:10	18.873	85.194	27	6/20/19 16:10	18.294	77.749	27	6/20/19 16:10	18.445	80.206	27	6/20/19 16:10	14.765	88.282
28	6/20/19 16:15	18.542	80.559	28	6/20/19 16:15	18.869	85.554	28	6/20/19 16:15	18.284	77.749	28	6/20/19 16:15	18.440	80.206	28	6/20/19 16:15	14.755	88.833
29	6/20/19 16:20	18.537	80.559	29	6/20/19 16:20	18.862	85.735	29	6/20/19 16:20	18.279	77.749	29	6/20/19 16:20	18.435	80.206	29	6/20/19 16:20	14.764	88.833
30	6/20/19 16:25	18.533	80.559	30	6/20/19 16:25	18.859	86.097	30	6/20/19 16:25	18.274	77.749	30	6/20/19 16:25	18.428	80.206	30	6/20/19 16:25	14.750	89.017
31	6/20/19 16:30	18.528	80.559	31	6/20/19 16:30	18.849	86.277	31	6/20/19 16:30	18.270	77.923	31	6/20/19 16:30	18.425	80.206	31	6/20/19 16:30	14.745	89.569
32	6/20/19 16:35	18.521	80.559	32	6/20/19 16:35	18.845	86.459	32	6/20/19 16:35	18.264	77.749	32	6/20/19 16:35	18.421	80.206	32	6/20/19 16:35	14.746	90.680
33	6/20/19 16:40	18.516	80.559	33	6/20/19 16:40	18.844	86.823	33	6/20/19 16:40	18.262	77.749	33	6/20/19 16:40	18.413	80.206	33	6/20/19 16:40	14.743	91.240
34	6/20/19 16:45	18.511	80.559	34	6/20/19 16:45	18.837	87.004	34	6/20/19 16:45	18.259	77.749	34	6/20/19 16:45	18.408	80.206	34	6/20/19 16:45	14.743	91.425
35	6/20/19 16:50	18.509	80.559	35	6/20/19 16:50	18.835	87.004	35	6/20/19 16:50	18.252	77.749	35	6/20/19 16:50	18.406	80.206	35	6/20/19 16:50	14.745	91.425
36	6/20/19 16:55	18.507	80.559	36	6/20/19 16:55	18.830	87.186	36	6/20/19 16:55	18.247	77.749	36	6/20/19 16:55	18.401	80.206	36	6/20/19 16:55	14.743	91.425
37	6/20/19 17:00	18.502	80.559	37	6/20/19 17:00	18.827	87.552	37	6/20/19 17:00	18.247	77.749	37	6/20/19 17:00	18.398	80.206	37	6/20/19 17:00	14.747	91.053
38	6/20/19 17:05	18.499	80.559	38	6/20/19 17:05	18.827	87.552	38	6/20/19 17:05	18.244	77.749	38	6/20/19 17:05	18.396	80.206	38	6/20/19 17:05	14.751	90.680
39	6/20/19 17:10	18.497	80.559	39	6/20/19 17:10	18.825	87.733	39	6/20/19 17:10	18.242	77.749	39	6/20/19 17:10	18.391	80.206	39	6/20/19 17:10	14.745	89.755
40	6/20/19 17:15	18.492	80.559	40	6/20/19 17:15	18.820	87.733	40	6/20/19 17:15	18.239	77.749	40	6/20/19 17:15	18.389	80.206	40	6/20/19 17:15	14.753	89.200
41	6/20/19 17:20	18.490	80.559	41	6/20/19 17:20	18.821	87.915	41	6/20/19 17:20	18.239	77.749	41	6/20/19 17:20	18.384	80.206	41	6/20/19 17:20	14.761	88.466
42	6/20/19 17:25	18.485	80.559	42	6/20/19 17:25	18.816	88.099	42	6/20/19 17:25	18.234	77.749	42	6/20/19 17:25	18.381	80.206	42	6/20/19 17:25	14.759	87.915
43	6/20/19 17:30	18.483	80.559	43	6/20/19 17:30	18.814	88.099	43	6/20/19 17:30	18.232	77.749	43	6/20/19 17:30	18.379	80.206	43	6/20/19 17:30	14.760	87.368
44	6/20/19 17:35	18.481	80.559	44	6/20/19 17:35	18.810	88.282	44	6/20/19 17:35	18.229	77.749	44	6/20/19 17:35	18.379	80.206	44	6/20/19 17:35	14.770	87.552
45	6/20/19 17:40	18.481	80.559	45	6/20/19 17:40	18.810	88.282	45	6/20/19 17:40	18.229	77.749	45	6/20/19 17:40	18.376	80.206	45	6/20/19 17:40	14.758	87.552
46	6/20/19 17:45	18.481	80.559	46	6/20/19 17:45	18.810	88.282	46	6/20/19 17:45	18.227	77.749	46	6/20/19 17:45	18.376	80.206	46	6/20/19 17:45	14.783	87.733

TABLE 5 - (PAGE 2 OF 39)
LOGGER DATA FOR OW-2, OW-5, OW-9, OW-13 AND NORTHWEST PROVIDENCE CHANNEL
CARNIVAL GRAND PORT
GRAND BAHAMA, BAHAMA ISLANDS

OW-2				OW-5				OW-9				OW-13				Northwest Providence Channel			
Plot Title: 20483953				Plot Title: 20483955				Plot Title: 20266370				Plot Title: 20483956				Plot Title: 20331041			
#	Date Time, GMT-04:00	Abs Pres, psi	Temp, °F	#	Date Time, GMT-04:00	Abs Pres, psi	Temp, °F	#	Date Time, GMT-04:00	Abs Pres, psi	Temp, °F	#	Date Time, GMT-04:00	Abs Pres, psi	Temp, °F	#	Date Time, GMT-04:00	Abs Pres, psi	Temp, °F
47	6/20/19 17:50	18.481	80.559	47	6/20/19 17:50	18.810	88.282	47	6/20/19 17:50	18.227	77.749	47	6/20/19 17:50	18.376	80.206	47	6/20/19 17:50	14.775	87.733
48	6/20/19 17:55	18.481	80.559	48	6/20/19 17:55	18.810	88.466	48	6/20/19 17:55	18.229	77.749	48	6/20/19 17:55	18.376	80.206	48	6/20/19 17:55	14.831	87.733
49	6/20/19 18:00	18.481	80.559	49	6/20/19 18:00	18.808	88.466	49	6/20/19 18:00	18.227	77.749	49	6/20/19 18:00	18.374	80.206	49	6/20/19 18:00	14.804	87.733
50	6/20/19 18:05	18.481	80.559	50	6/20/19 18:05	18.810	88.466	50	6/20/19 18:05	18.227	77.749	50	6/20/19 18:05	18.374	80.206	50	6/20/19 18:05	14.836	87.733
51	6/20/19 18:10	18.481	80.559	51	6/20/19 18:10	18.810	88.466	51	6/20/19 18:10	18.227	77.749	51	6/20/19 18:10	18.374	80.206	51	6/20/19 18:10	14.846	87.733
52	6/20/19 18:15	18.481	80.559	52	6/20/19 18:15	18.810	88.466	52	6/20/19 18:15	18.227	77.749	52	6/20/19 18:15	18.374	80.206	52	6/20/19 18:15	14.846	87.733
53	6/20/19 18:20	18.481	80.559	53	6/20/19 18:20	18.810	88.466	53	6/20/19 18:20	18.227	77.749	53	6/20/19 18:20	18.374	80.206	53	6/20/19 18:20	14.862	87.733
54	6/20/19 18:25	18.483	80.559	54	6/20/19 18:25	18.812	88.466	54	6/20/19 18:25	18.229	77.749	54	6/20/19 18:25	18.374	80.206	54	6/20/19 18:25	14.882	87.733
55	6/20/19 18:30	18.483	80.559	55	6/20/19 18:30	18.812	88.466	55	6/20/19 18:30	18.229	77.749	55	6/20/19 18:30	18.376	80.206	55	6/20/19 18:30	14.923	87.733
56	6/20/19 18:35	18.485	80.559	56	6/20/19 18:35	18.815	88.466	56	6/20/19 18:35	18.232	77.749	56	6/20/19 18:35	18.376	80.206	56	6/20/19 18:35	14.920	87.552
57	6/20/19 18:40	18.488	80.559	57	6/20/19 18:40	18.817	88.466	57	6/20/19 18:40	18.234	77.749	57	6/20/19 18:40	18.381	80.206	57	6/20/19 18:40	14.946	87.552
58	6/20/19 18:45	18.492	80.559	58	6/20/19 18:45	18.822	88.466	58	6/20/19 18:45	18.237	77.749	58	6/20/19 18:45	18.384	80.206	58	6/20/19 18:45	14.959	87.552
59	6/20/19 18:50	18.495	80.559	59	6/20/19 18:50	18.825	88.466	59	6/20/19 18:50	18.242	77.749	59	6/20/19 18:50	18.384	80.206	59	6/20/19 18:50	14.987	87.368
60	6/20/19 18:55	18.497	80.559	60	6/20/19 18:55	18.829	88.282	60	6/20/19 18:55	18.244	77.749	60	6/20/19 18:55	18.386	80.206	60	6/20/19 18:55	14.965	87.368
61	6/20/19 19:00	18.499	80.559	61	6/20/19 19:00	18.834	88.282	61	6/20/19 19:00	18.249	77.749	61	6/20/19 19:00	18.389	80.206	61	6/20/19 19:00	15.004	87.368
62	6/20/19 19:05	18.504	80.559	62	6/20/19 19:05	18.836	88.282	62	6/20/19 19:05	18.254	77.749	62	6/20/19 19:05	18.396	80.206	62	6/20/19 19:05	15.048	87.368
63	6/20/19 19:10	18.511	80.559	63	6/20/19 19:10	18.841	88.282	63	6/20/19 19:10	18.257	77.749	63	6/20/19 19:10	18.401	80.206	63	6/20/19 19:10	15.076	87.186
64	6/20/19 19:15	18.518	80.559	64	6/20/19 19:15	18.850	88.099	64	6/20/19 19:15	18.267	77.749	64	6/20/19 19:15	18.408	80.029	64	6/20/19 19:15	15.098	87.186
65	6/20/19 19:20	18.526	80.559	65	6/20/19 19:20	18.855	88.099	65	6/20/19 19:20	18.269	77.749	65	6/20/19 19:20	18.412	79.853	65	6/20/19 19:20	15.100	87.186
66	6/20/19 19:25	18.533	80.559	66	6/20/19 19:25	18.862	88.099	66	6/20/19 19:25	18.279	77.749	66	6/20/19 19:25	18.419	79.678	66	6/20/19 19:25	15.122	87.186
67	6/20/19 19:30	18.540	80.559	67	6/20/19 19:30	18.872	88.099	67	6/20/19 19:30	18.287	77.749	67	6/20/19 19:30	18.425	79.151	67	6/20/19 19:30	15.172	87.004
68	6/20/19 19:35	18.547	80.559	68	6/20/19 19:35	18.881	87.915	68	6/20/19 19:35	18.295	77.923	68	6/20/19 19:35	18.432	78.800	68	6/20/19 19:35	15.167	87.004
69	6/20/19 19:40	18.556	80.559	69	6/20/19 19:40	18.889	87.915	69	6/20/19 19:40	18.302	77.923	69	6/20/19 19:40	18.439	78.800	69	6/20/19 19:40	15.206	87.004
70	6/20/19 19:45	18.561	80.559	70	6/20/19 19:45	18.895	87.733	70	6/20/19 19:45	18.309	77.749	70	6/20/19 19:45	18.449	78.624	70	6/20/19 19:45	15.276	86.823
71	6/20/19 19:50	18.571	80.559	71	6/20/19 19:50	18.903	87.733	71	6/20/19 19:50	18.317	77.749	71	6/20/19 19:50	18.454	78.624	71	6/20/19 19:50	15.249	86.823
72	6/20/19 19:55	18.578	80.559	72	6/20/19 19:55	18.913	87.733	72	6/20/19 19:55	18.325	77.923	72	6/20/19 19:55	18.461	78.449	72	6/20/19 19:55	15.275	86.641
73	6/20/19 20:00	18.587	80.559	73	6/20/19 20:00	18.919	87.552	73	6/20/19 20:00	18.332	77.749	73	6/20/19 20:00	18.468	78.274	73	6/20/19 20:00	15.319	86.641
74	6/20/19 20:05	18.592	80.559	74	6/20/19 20:05	18.929	87.552	74	6/20/19 20:05	18.340	77.923	74	6/20/19 20:05	18.475	78.274	74	6/20/19 20:05	15.297	86.641
75	6/20/19 20:10	18.601	80.559	75	6/20/19 20:10	18.936	87.368	75	6/20/19 20:10	18.347	77.749	75	6/20/19 20:10	18.482	78.098	75	6/20/19 20:10	15.338	86.641
76	6/20/19 20:15	18.606	80.559	76	6/20/19 20:15	18.943	87.368	76	6/20/19 20:15	18.354	77.749	76	6/20/19 20:15	18.489	77.923	76	6/20/19 20:15	15.386	86.459
77	6/20/19 20:20	18.615	80.559	77	6/20/19 20:20	18.950	87.186	77	6/20/19 20:20	18.362	77.749	77	6/20/19 20:20	18.496	77.749	77	6/20/19 20:20	15.466	86.459
78	6/20/19 20:25	18.625	80.559	78	6/20/19 20:25	18.955	87.186	78	6/20/19 20:25	18.372	77.749	78	6/20/19 20:25	18.503	77.749	78	6/20/19 20:25	15.424	86.277
79	6/20/19 20:30	18.632	80.559	79	6/20/19 20:30	18.964	87.186	79	6/20/19 20:30	18.379	77.749	79	6/20/19 20:30	18.513	77.749	79	6/20/19 20:30	15.517	86.277
80	6/20/19 20:35	18.639	80.559	80	6/20/19 20:35	18.974	87.186	80	6/20/19 20:35	18.387	77.749	80	6/20/19 20:35	18.520	77.749	80	6/20/19 20:35	15.501	86.097
81	6/20/19 20:40	18.649	80.559	81	6/20/19 20:40	18.983	87.004	81	6/20/19 20:40	18.394	77.749	81	6/20/19 20:40	18.528	77.749	81	6/20/19 20:40	15.509	86.097
82	6/20/19 20:45	18.656	80.559	82	6/20/19 20:45	18.990	86.823	82	6/20/19 20:45	18.402	77.749	82	6/20/19 20:45	18.535	77.749	82	6/20/19 20:45	15.497	86.097
83	6/20/19 20:50	18.665	80.559	83	6/20/19 20:50	18.999	86.459	83	6/20/19 20:50	18.409	77.749	83	6/20/19 20:50	18.543	77.749	83	6/20/19 20:50	15.574	86.097
84	6/20/19 20:55	18.675	80.559	84	6/20/19 20:55	18.997	86.641	84	6/20/19 20:55	18.419	77.749	84	6/20/19 20:55	18.552	77.749	84	6/20/19 20:55	15.588	85.915
85	6/20/19 21:00	18.682	80.559	85	6/20/19 21:00	19.007	85.374	85	6/20/19 21:00	18.429	77.749	85	6/20/19 21:00	18.563	77.923	85	6/20/19 21:00	15.642	85.915
86	6/20/19 21:05	18.691	80.559	86	6/20/19 21:05	19.013	84.834	86	6/20/19 21:05	18.437	77.749	86	6/20/19 21:05	18.568	77.923	86	6/20/19 21:05	15.661	85.915
87	6/20/19 21:10	18.698	80.559	87	6/20/19 21:10	19.021	84.474	87	6/20/19 21:10	18.444	77.749	87	6/20/19 21:10	18.578	78.098	87	6/20/19 21:10	15.680	85.915
88	6/20/19 21:15	18.706	80.559	88	6/20/19 21:15	19.028	84.295	88	6/20/19 21:15	18.455	77.749	88	6/20/19 21:15	18.585	78.098	88	6/20/19 21:15	15.666	85.915
89	6/20/19 21:20	18.715	80.559	89	6/20/19 21:20	19.034	83.935	89	6/20/19 21:20	18.462	77.749	89	6/20/19 21:20	18.595	78.274	89	6/20/19 21:20	15.741	85.735
90	6/20/19 21:25	18.722	80.559	90	6/20/19 21:25	19.041	83.757	90	6/20/19 21:25	18.471	77.574	90	6/20/19 21:25	18.603	78.274	90	6/20/19 21:25	15.774	85.735
91	6/20/19 21:30	18.732	80.559	91	6/20/19 21:30	19.048	83.579	91	6/20/19 21:30	18.479	77.574	91	6/20/19 21:30	18.610	78.274	91	6/20/19 21:30	15.750	85.735
92	6/20/19 21:35	18.741	80.559	92	6/20/19 21:35	19.057	83.221	92	6/20/19 21:35	18.486	77.574	92	6/20/19 21:35	18.618	78.449	92	6/20/19 21:35	15.806	85.735

TABLE 5 - (PAGE 3 OF 39)
LOGGER DATA FOR OW-2, OW-5, OW-9, OW-13 AND NORTHWEST PROVIDENCE CHANNEL
CARNIVAL GRAND PORT
GRAND BAHAMA, BAHAMA ISLANDS

OW-2				OW-5				OW-9				OW-13				Northwest Providence Channel			
Plot Title: 20483953				Plot Title: 20483955				Plot Title: 20266370				Plot Title: 20483956				Plot Title: 20331041			
#	Date Time, GMT-04:00	Abs Pres, psi	Temp, °F	#	Date Time, GMT-04:00	Abs Pres, psi	Temp, °F	#	Date Time, GMT-04:00	Abs Pres, psi	Temp, °F	#	Date Time, GMT-04:00	Abs Pres, psi	Temp, °F	#	Date Time, GMT-04:00	Abs Pres, psi	Temp, °F
93	6/20/19 21:40	18.748	80.559	93	6/20/19 21:40	19.063	83.043	93	6/20/19 21:40	18.494	77.574	93	6/20/19 21:40	18.628	78.449	93	6/20/19 21:40	15.801	85.735
94	6/20/19 21:45	18.758	80.559	94	6/20/19 21:45	19.072	82.686	94	6/20/19 21:45	18.501	77.574	94	6/20/19 21:45	18.635	78.449	94	6/20/19 21:45	15.809	85.735
95	6/20/19 21:50	18.765	80.559	95	6/20/19 21:50	19.076	82.508	95	6/20/19 21:50	18.509	77.574	95	6/20/19 21:50	18.640	78.624	95	6/20/19 21:50	15.874	85.735
96	6/20/19 21:55	18.774	80.559	96	6/20/19 21:55	19.083	82.330	96	6/20/19 21:55	18.519	77.574	96	6/20/19 21:55	18.648	78.624	96	6/20/19 21:55	15.881	85.735
97	6/20/19 22:00	18.781	80.559	97	6/20/19 22:00	19.095	82.152	97	6/20/19 22:00	18.526	77.574	97	6/20/19 22:00	18.660	78.624	97	6/20/19 22:00	15.828	85.735
98	6/20/19 22:05	18.793	80.559	98	6/20/19 22:05	19.101	81.975	98	6/20/19 22:05	18.536	77.574	98	6/20/19 22:05	18.667	78.624	98	6/20/19 22:05	15.855	85.735
99	6/20/19 22:10	18.800	80.559	99	6/20/19 22:10	19.111	81.797	99	6/20/19 22:10	18.542	77.574	99	6/20/19 22:10	18.672	78.624	99	6/20/19 22:10	15.901	85.735
100	6/20/19 22:15	18.808	80.559	100	6/20/19 22:15	19.117	81.442	100	6/20/19 22:15	18.552	77.574	100	6/20/19 22:15	18.680	78.800	100	6/20/19 22:15	15.971	85.735
101	6/20/19 22:20	18.817	80.559	101	6/20/19 22:20	19.123	81.266	101	6/20/19 22:20	18.562	77.574	101	6/20/19 22:20	18.690	78.800	101	6/20/19 22:20	15.896	85.735
102	6/20/19 22:25	18.824	80.559	102	6/20/19 22:25	19.131	81.266	102	6/20/19 22:25	18.566	77.400	102	6/20/19 22:25	18.697	78.800	102	6/20/19 22:25	16.037	85.735
103	6/20/19 22:30	18.834	80.559	103	6/20/19 22:30	19.137	81.090	103	6/20/19 22:30	18.576	77.400	103	6/20/19 22:30	18.705	78.800	103	6/20/19 22:30	15.898	85.735
104	6/20/19 22:35	18.840	80.382	104	6/20/19 22:35	19.144	80.911	104	6/20/19 22:35	18.583	77.400	104	6/20/19 22:35	18.710	78.975	104	6/20/19 22:35	15.947	85.735
105	6/20/19 22:40	18.845	80.382	105	6/20/19 22:40	19.151	80.735	105	6/20/19 22:40	18.591	77.400	105	6/20/19 22:40	18.717	78.975	105	6/20/19 22:40	15.962	85.735
106	6/20/19 22:45	18.855	80.382	106	6/20/19 22:45	19.153	80.559	106	6/20/19 22:45	18.596	77.400	106	6/20/19 22:45	18.722	78.975	106	6/20/19 22:45	15.959	85.735
107	6/20/19 22:50	18.859	80.382	107	6/20/19 22:50	19.160	80.382	107	6/20/19 22:50	18.601	77.400	107	6/20/19 22:50	18.727	78.975	107	6/20/19 22:50	15.959	85.735
108	6/20/19 22:55	18.866	80.382	108	6/20/19 22:55	19.164	80.206	108	6/20/19 22:55	18.606	77.400	108	6/20/19 22:55	18.732	78.975	108	6/20/19 22:55	15.947	85.735
109	6/20/19 23:00	18.869	80.382	109	6/20/19 23:00	19.166	80.206	109	6/20/19 23:00	18.611	77.400	109	6/20/19 23:00	18.737	78.975	109	6/20/19 23:00	15.993	85.554
110	6/20/19 23:05	18.876	80.382	110	6/20/19 23:05	19.173	80.029	110	6/20/19 23:05	18.619	77.400	110	6/20/19 23:05	18.742	78.975	110	6/20/19 23:05	16.015	85.554
111	6/20/19 23:10	18.883	80.382	111	6/20/19 23:10	19.178	79.853	111	6/20/19 23:10	18.621	77.400	111	6/20/19 23:10	18.745	78.975	111	6/20/19 23:10	16.017	85.554
112	6/20/19 23:15	18.885	80.382	112	6/20/19 23:15	19.182	79.678	112	6/20/19 23:15	18.626	77.400	112	6/20/19 23:15	18.747	78.975	112	6/20/19 23:15	15.961	85.554
113	6/20/19 23:20	18.890	80.382	113	6/20/19 23:20	19.184	79.678	113	6/20/19 23:20	18.631	77.400	113	6/20/19 23:20	18.754	78.975	113	6/20/19 23:20	16.063	85.374
114	6/20/19 23:25	18.895	80.382	114	6/20/19 23:25	19.189	79.502	114	6/20/19 23:25	18.636	77.400	114	6/20/19 23:25	18.757	78.975	114	6/20/19 23:25	16.080	85.374
115	6/20/19 23:30	18.900	80.382	115	6/20/19 23:30	19.193	79.326	115	6/20/19 23:30	18.639	77.400	115	6/20/19 23:30	18.757	78.975	115	6/20/19 23:30	15.936	85.374
116	6/20/19 23:35	18.904	80.382	116	6/20/19 23:35	19.193	79.326	116	6/20/19 23:35	18.644	77.400	116	6/20/19 23:35	18.764	78.975	116	6/20/19 23:35	16.014	85.374
117	6/20/19 23:40	18.907	80.382	117	6/20/19 23:40	19.195	79.151	117	6/20/19 23:40	18.646	77.400	117	6/20/19 23:40	18.767	78.975	117	6/20/19 23:40	16.002	85.374
118	6/20/19 23:45	18.909	80.382	118	6/20/19 23:45	19.200	79.151	118	6/20/19 23:45	18.649	77.400	118	6/20/19 23:45	18.769	78.975	118	6/20/19 23:45	16.019	85.374
119	6/20/19 23:50	18.914	80.382	119	6/20/19 23:50	19.202	78.975	119	6/20/19 23:50	18.654	77.400	119	6/20/19 23:50	18.772	78.975	119	6/20/19 23:50	15.977	85.194
120	6/20/19 23:55	18.916	80.382	120	6/20/19 23:55	19.209	78.975	120	6/20/19 23:55	18.656	77.400	120	6/20/19 23:55	18.774	78.975	120	6/20/19 23:55	15.931	85.194
121	6/21/19 0:00	18.919	80.382	121	6/21/19 0:00	19.206	78.800	121	6/21/19 0:00	18.659	77.400	121	6/21/19 0:00	18.776	78.975	121	6/21/19 0:00	15.923	85.194
122	6/21/19 0:05	18.919	80.382	122	6/21/19 0:05	19.206	78.800	122	6/21/19 0:05	18.659	77.400	122	6/21/19 0:05	18.776	78.975	122	6/21/19 0:05	15.977	85.194
123	6/21/19 0:10	18.919	80.382	123	6/21/19 0:10	19.205	78.624	123	6/21/19 0:10	18.659	77.400	123	6/21/19 0:10	18.776	78.975	123	6/21/19 0:10	15.909	85.194
124	6/21/19 0:15	18.919	80.382	124	6/21/19 0:15	19.208	78.624	124	6/21/19 0:15	18.659	77.400	124	6/21/19 0:15	18.776	78.975	124	6/21/19 0:15	15.965	85.194
125	6/21/19 0:20	18.919	80.382	125	6/21/19 0:20	19.205	78.449	125	6/21/19 0:20	18.658	77.225	125	6/21/19 0:20	18.776	78.975	125	6/21/19 0:20	15.955	85.194
126	6/21/19 0:25	18.921	80.382	126	6/21/19 0:25	19.207	78.449	126	6/21/19 0:25	18.661	77.400	126	6/21/19 0:25	18.779	78.975	126	6/21/19 0:25	15.909	85.194
127	6/21/19 0:30	18.921	80.382	127	6/21/19 0:30	19.207	78.274	127	6/21/19 0:30	18.658	77.225	127	6/21/19 0:30	18.779	78.975	127	6/21/19 0:30	15.906	85.194
128	6/21/19 0:35	18.919	80.382	128	6/21/19 0:35	19.209	78.274	128	6/21/19 0:35	18.660	77.225	128	6/21/19 0:35	18.776	78.975	128	6/21/19 0:35	15.850	85.014
129	6/21/19 0:40	18.919	80.382	129	6/21/19 0:40	19.207	78.274	129	6/21/19 0:40	18.658	77.225	129	6/21/19 0:40	18.779	78.975	129	6/21/19 0:40	15.882	85.014
130	6/21/19 0:45	18.919	80.382	130	6/21/19 0:45	19.204	78.098	130	6/21/19 0:45	18.658	77.225	130	6/21/19 0:45	18.779	78.975	130	6/21/19 0:45	15.872	85.014
131	6/21/19 0:50	18.919	80.382	131	6/21/19 0:50	19.206	78.098	131	6/21/19 0:50	18.660	77.225	131	6/21/19 0:50	18.779	78.975	131	6/21/19 0:50	15.872	85.014
132	6/21/19 0:55	18.921	80.382	132	6/21/19 0:55	19.206	78.098	132	6/21/19 0:55	18.660	77.225	132	6/21/19 0:55	18.779	78.975	132	6/21/19 0:55	15.777	85.014
133	6/21/19 1:00	18.919	80.382	133	6/21/19 1:00	19.203	77.923	133	6/21/19 1:00	18.658	77.225	133	6/21/19 1:00	18.779	78.975	133	6/21/19 1:00	15.809	85.014
134	6/21/19 1:05	18.916	80.382	134	6/21/19 1:05	19.203	77.923	134	6/21/19 1:05	18.656	77.225	134	6/21/19 1:05	18.779	78.800	134	6/21/19 1:05	15.697	85.014
135	6/21/19 1:10	18.914	80.382	135	6/21/19 1:10	19.201	77.923	135	6/21/19 1:10	18.653	77.225	135	6/21/19 1:10	18.779	78.800	135	6/21/19 1:10	15.789	85.014
136	6/21/19 1:15	18.914	80.382	136	6/21/19 1:15	19.198	77.923	136	6/21/19 1:15	18.653	77.225	136	6/21/19 1:15	18.776	78.800	136	6/21/19 1:15	15.724	85.014
137	6/21/19 1:20	18.909	80.382	137	6/21/19 1:20	19.193	77.749	137	6/21/19 1:20	18.648	77.225	137	6/21/19 1:20	18.774	78.800	137	6/21/19 1:20	15.782	85.014
138	6/21/19 1:25	18.907	80.382	138	6/21/19 1:25	19.188	77.749	138	6/21/19 1:25	18.645	77.225	138	6/21/19 1:25	18.771	78.800	138	6/21/19 1:25	15.733	84.834

TABLE 5 - (PAGE 4 OF 39)
LOGGER DATA FOR OW-2, OW-5, OW-9, OW-13 AND NORTHWEST PROVIDENCE CHANNEL
CARNIVAL GRAND PORT
GRAND BAHAMA, BAHAMA ISLANDS

OW-2				OW-5				OW-9				OW-13				Northwest Providence Channel			
Plot Title: 20483953				Plot Title: 20483955				Plot Title: 20266370				Plot Title: 20483956				Plot Title: 20331041			
#	Date Time, GMT-04:00	Abs Pres, psi	Temp, °F	#	Date Time, GMT-04:00	Abs Pres, psi	Temp, °F	#	Date Time, GMT-04:00	Abs Pres, psi	Temp, °F	#	Date Time, GMT-04:00	Abs Pres, psi	Temp, °F	#	Date Time, GMT-04:00	Abs Pres, psi	Temp, °F
139	6/21/19 1:30	18.904	80.382	139	6/21/19 1:30	19.185	77.749	139	6/21/19 1:30	18.643	77.225	139	6/21/19 1:30	18.769	78.800	139	6/21/19 1:30	15.687	85.014
140	6/21/19 1:35	18.900	80.382	140	6/21/19 1:35	19.183	77.749	140	6/21/19 1:35	18.638	77.225	140	6/21/19 1:35	18.766	78.800	140	6/21/19 1:35	15.588	85.014
141	6/21/19 1:40	18.895	80.382	141	6/21/19 1:40	19.180	77.574	141	6/21/19 1:40	18.635	77.225	141	6/21/19 1:40	18.764	78.800	141	6/21/19 1:40	15.593	85.014
142	6/21/19 1:45	18.890	80.382	142	6/21/19 1:45	19.178	77.574	142	6/21/19 1:45	18.633	77.225	142	6/21/19 1:45	18.761	78.800	142	6/21/19 1:45	15.595	85.014
143	6/21/19 1:50	18.890	80.382	143	6/21/19 1:50	19.175	77.574	143	6/21/19 1:50	18.628	77.225	143	6/21/19 1:50	18.759	78.624	143	6/21/19 1:50	15.546	84.834
144	6/21/19 1:55	18.885	80.382	144	6/21/19 1:55	19.173	77.574	144	6/21/19 1:55	18.625	77.225	144	6/21/19 1:55	18.756	78.624	144	6/21/19 1:55	15.546	84.834
145	6/21/19 2:00	18.878	80.382	145	6/21/19 2:00	19.165	77.574	145	6/21/19 2:00	18.620	77.225	145	6/21/19 2:00	18.754	78.624	145	6/21/19 2:00	15.502	84.834
146	6/21/19 2:05	18.874	80.382	146	6/21/19 2:05	19.163	77.574	146	6/21/19 2:05	18.613	77.225	146	6/21/19 2:05	18.751	78.624	146	6/21/19 2:05	15.403	84.834
147	6/21/19 2:10	18.866	80.382	147	6/21/19 2:10	19.153	77.400	147	6/21/19 2:10	18.608	77.225	147	6/21/19 2:10	18.743	78.449	147	6/21/19 2:10	15.420	84.834
148	6/21/19 2:15	18.862	80.382	148	6/21/19 2:15	19.145	77.400	148	6/21/19 2:15	18.600	77.225	148	6/21/19 2:15	18.738	78.449	148	6/21/19 2:15	15.432	84.834
149	6/21/19 2:20	18.855	80.382	149	6/21/19 2:20	19.143	77.400	149	6/21/19 2:20	18.595	77.225	149	6/21/19 2:20	18.736	78.449	149	6/21/19 2:20	15.437	84.834
150	6/21/19 2:25	18.847	80.382	150	6/21/19 2:25	19.133	77.400	150	6/21/19 2:25	18.588	77.225	150	6/21/19 2:25	18.729	78.624	150	6/21/19 2:25	15.337	84.654
151	6/21/19 2:30	18.840	80.382	151	6/21/19 2:30	19.128	77.400	151	6/21/19 2:30	18.583	77.225	151	6/21/19 2:30	18.722	78.800	151	6/21/19 2:30	15.402	84.654
152	6/21/19 2:35	18.833	80.382	152	6/21/19 2:35	19.124	77.400	152	6/21/19 2:35	18.575	77.225	152	6/21/19 2:35	18.720	78.975	152	6/21/19 2:35	15.390	84.654
153	6/21/19 2:40	18.826	80.382	153	6/21/19 2:40	19.114	77.400	153	6/21/19 2:40	18.568	77.225	153	6/21/19 2:40	18.713	78.975	153	6/21/19 2:40	15.298	84.654
154	6/21/19 2:45	18.821	80.382	154	6/21/19 2:45	19.109	77.400	154	6/21/19 2:45	18.563	77.225	154	6/21/19 2:45	18.705	78.975	154	6/21/19 2:45	15.361	84.474
155	6/21/19 2:50	18.814	80.382	155	6/21/19 2:50	19.101	77.225	155	6/21/19 2:50	18.555	77.225	155	6/21/19 2:50	18.701	79.151	155	6/21/19 2:50	15.274	84.474
156	6/21/19 2:55	18.805	80.382	156	6/21/19 2:55	19.096	77.225	156	6/21/19 2:55	18.548	77.225	156	6/21/19 2:55	18.693	79.151	156	6/21/19 2:55	15.184	84.474
157	6/21/19 3:00	18.800	80.382	157	6/21/19 3:00	19.089	77.225	157	6/21/19 3:00	18.540	77.225	157	6/21/19 3:00	18.686	79.151	157	6/21/19 3:00	15.201	84.474
158	6/21/19 3:05	18.793	80.382	158	6/21/19 3:05	19.082	77.225	158	6/21/19 3:05	18.533	77.225	158	6/21/19 3:05	18.681	79.326	158	6/21/19 3:05	15.213	84.474
159	6/21/19 3:10	18.786	80.382	159	6/21/19 3:10	19.077	77.225	159	6/21/19 3:10	18.525	77.225	159	6/21/19 3:10	18.672	79.326	159	6/21/19 3:10	15.165	84.474
160	6/21/19 3:15	18.776	80.382	160	6/21/19 3:15	19.069	77.225	160	6/21/19 3:15	18.518	77.225	160	6/21/19 3:15	18.667	79.326	160	6/21/19 3:15	15.082	84.474
161	6/21/19 3:20	18.769	80.382	161	6/21/19 3:20	19.062	77.225	161	6/21/19 3:20	18.510	77.225	161	6/21/19 3:20	18.659	79.326	161	6/21/19 3:20	15.133	84.474
162	6/21/19 3:25	18.760	80.382	162	6/21/19 3:25	19.052	77.225	162	6/21/19 3:25	18.503	77.225	162	6/21/19 3:25	18.650	79.502	162	6/21/19 3:25	15.078	84.654
163	6/21/19 3:30	18.753	80.382	163	6/21/19 3:30	19.048	77.225	163	6/21/19 3:30	18.493	77.225	163	6/21/19 3:30	18.642	79.502	163	6/21/19 3:30	15.175	84.654
164	6/21/19 3:35	18.745	80.382	164	6/21/19 3:35	19.038	77.400	164	6/21/19 3:35	18.488	77.225	164	6/21/19 3:35	18.635	79.502	164	6/21/19 3:35	15.054	84.654
165	6/21/19 3:40	18.736	80.382	165	6/21/19 3:40	19.031	77.400	165	6/21/19 3:40	18.478	77.225	165	6/21/19 3:40	18.628	79.502	165	6/21/19 3:40	14.998	84.654
166	6/21/19 3:45	18.726	80.382	166	6/21/19 3:45	19.024	77.400	166	6/21/19 3:45	18.471	77.400	166	6/21/19 3:45	18.620	79.502	166	6/21/19 3:45	15.003	84.654
167	6/21/19 3:50	18.719	80.382	167	6/21/19 3:50	19.019	77.400	167	6/21/19 3:50	18.463	77.400	167	6/21/19 3:50	18.611	79.502	167	6/21/19 3:50	14.985	84.474
168	6/21/19 3:55	18.712	80.382	168	6/21/19 3:55	19.012	77.400	168	6/21/19 3:55	18.453	77.400	168	6/21/19 3:55	18.604	79.678	168	6/21/19 3:55	14.988	84.474
169	6/21/19 4:00	18.703	80.382	169	6/21/19 4:00	19.005	77.574	169	6/21/19 4:00	18.446	77.400	169	6/21/19 4:00	18.596	79.678	169	6/21/19 4:00	14.947	84.474
170	6/21/19 4:05	18.698	80.382	170	6/21/19 4:05	19.000	77.574	170	6/21/19 4:05	18.436	77.400	170	6/21/19 4:05	18.589	79.678	170	6/21/19 4:05	14.937	84.474
171	6/21/19 4:10	18.686	80.382	171	6/21/19 4:10	18.990	77.574	171	6/21/19 4:10	18.431	77.400	171	6/21/19 4:10	18.579	79.678	171	6/21/19 4:10	14.915	84.474
172	6/21/19 4:15	18.681	80.382	172	6/21/19 4:15	18.981	77.574	172	6/21/19 4:15	18.421	77.400	172	6/21/19 4:15	18.572	79.678	172	6/21/19 4:15	14.922	84.295
173	6/21/19 4:20	18.672	80.382	173	6/21/19 4:20	18.971	77.749	173	6/21/19 4:20	18.411	77.400	173	6/21/19 4:20	18.565	79.853	173	6/21/19 4:20	14.893	84.295
174	6/21/19 4:25	18.665	80.559	174	6/21/19 4:25	18.967	77.923	174	6/21/19 4:25	18.403	77.400	174	6/21/19 4:25	18.560	79.853	174	6/21/19 4:25	14.884	84.295
175	6/21/19 4:30	18.655	80.382	175	6/21/19 4:30	18.957	77.923	175	6/21/19 4:30	18.396	77.574	175	6/21/19 4:30	18.550	79.853	175	6/21/19 4:30	14.859	84.295
176	6/21/19 4:35	18.648	80.382	176	6/21/19 4:35	18.951	78.098	176	6/21/19 4:35	18.389	77.574	176	6/21/19 4:35	18.540	79.853	176	6/21/19 4:35	14.859	84.295
177	6/21/19 4:40	18.639	80.382	177	6/21/19 4:40	18.944	78.274	177	6/21/19 4:40	18.381	77.574	177	6/21/19 4:40	18.535	79.853	177	6/21/19 4:40	14.856	84.115
178	6/21/19 4:45	18.632	80.559	178	6/21/19 4:45	18.936	78.274	178	6/21/19 4:45	18.376	77.574	178	6/21/19 4:45	18.528	80.029	178	6/21/19 4:45	14.832	84.115
179	6/21/19 4:50	18.627	80.559	179	6/21/19 4:50	18.932	78.449	179	6/21/19 4:50	18.371	77.574	179	6/21/19 4:50	18.523	80.029	179	6/21/19 4:50	14.830	84.115
180	6/21/19 4:55	18.620	80.559	180	6/21/19 4:55	18.925	78.449	180	6/21/19 4:55	18.366	77.574	180	6/21/19 4:55	18.518	80.029	180	6/21/19 4:55	14.812	83.935
181	6/21/19 5:00	18.613	80.559	181	6/21/19 5:00	18.918	78.624	181	6/21/19 5:00	18.361	77.574	181	6/21/19 5:00	18.511	80.029	181	6/21/19 5:00	14.800	83.935
182	6/21/19 5:05	18.608	80.559	182	6/21/19 5:05	18.913	78.624	182	6/21/19 5:05	18.354	77.574	182	6/21/19 5:05	18.506	80.029	182	6/21/19 5:05	14.788	83.757
183	6/21/19 5:10	18.606	80.559	183	6/21/19 5:10	18.908	78.624	183	6/21/19 5:10	18.351	77.574	183	6/21/19 5:10	18.501	80.029	183	6/21/19 5:10	14.807	83.757
184	6/21/19 5:15	18.601	80.559	184	6/21/19 5:15	18.906	78.624	184	6/21/19 5:15	18.344	77.574	184	6/21/19 5:15	18.496	80.029	184	6/21/19 5:15	14.780	83.579

TABLE 5 - (PAGE 5 OF 39)
LOGGER DATA FOR OW-2, OW-5, OW-9, OW-13 AND NORTHWEST PROVIDENCE CHANNEL
CARNIVAL GRAND PORT
GRAND BAHAMA, BAHAMA ISLANDS

OW-2				OW-5				OW-9				OW-13				Northwest Providence Channel			
Plot Title: 20483953				Plot Title: 20483955				Plot Title: 20266370				Plot Title: 20483956				Plot Title: 20331041			
#	Date Time, GMT-04:00	Abs Pres, psi	Temp, °F	#	Date Time, GMT-04:00	Abs Pres, psi	Temp, °F	#	Date Time, GMT-04:00	Abs Pres, psi	Temp, °F	#	Date Time, GMT-04:00	Abs Pres, psi	Temp, °F	#	Date Time, GMT-04:00	Abs Pres, psi	Temp, °F
185	6/21/19 5:20	18.594	80.559	185	6/21/19 5:20	18.899	78.624	185	6/21/19 5:20	18.339	77.574	185	6/21/19 5:20	18.489	80.029	185	6/21/19 5:20	14.782	83.579
186	6/21/19 5:25	18.592	80.559	186	6/21/19 5:25	18.897	78.800	186	6/21/19 5:25	18.336	77.574	186	6/21/19 5:25	18.484	80.029	186	6/21/19 5:25	14.790	83.579
187	6/21/19 5:30	18.587	80.559	187	6/21/19 5:30	18.889	78.800	187	6/21/19 5:30	18.331	77.574	187	6/21/19 5:30	18.482	80.206	187	6/21/19 5:30	14.823	83.579
188	6/21/19 5:35	18.582	80.559	188	6/21/19 5:35	18.889	78.800	188	6/21/19 5:35	18.329	77.574	188	6/21/19 5:35	18.479	80.206	188	6/21/19 5:35	14.805	83.757
189	6/21/19 5:40	18.582	80.559	189	6/21/19 5:40	18.887	78.800	189	6/21/19 5:40	18.326	77.574	189	6/21/19 5:40	18.475	80.206	189	6/21/19 5:40	14.812	83.757
190	6/21/19 5:45	18.578	80.559	190	6/21/19 5:45	18.882	78.800	190	6/21/19 5:45	18.324	77.749	190	6/21/19 5:45	18.470	80.206	190	6/21/19 5:45	14.797	83.757
191	6/21/19 5:50	18.575	80.559	191	6/21/19 5:50	18.880	78.800	191	6/21/19 5:50	18.324	77.749	191	6/21/19 5:50	18.467	80.206	191	6/21/19 5:50	14.807	83.757
192	6/21/19 5:55	18.573	80.559	192	6/21/19 5:55	18.880	78.800	192	6/21/19 5:55	18.319	77.749	192	6/21/19 5:55	18.467	80.206	192	6/21/19 5:55	14.788	83.757
193	6/21/19 6:00	18.571	80.559	193	6/21/19 6:00	18.878	78.975	193	6/21/19 6:00	18.317	77.749	193	6/21/19 6:00	18.462	80.206	193	6/21/19 6:00	14.785	83.757
194	6/21/19 6:05	18.568	80.559	194	6/21/19 6:05	18.873	78.975	194	6/21/19 6:05	18.314	77.749	194	6/21/19 6:05	18.460	80.206	194	6/21/19 6:05	14.812	83.935
195	6/21/19 6:10	18.566	80.559	195	6/21/19 6:10	18.873	78.975	195	6/21/19 6:10	18.312	77.749	195	6/21/19 6:10	18.457	80.206	195	6/21/19 6:10	14.808	83.935
196	6/21/19 6:15	18.563	80.559	196	6/21/19 6:15	18.870	78.975	196	6/21/19 6:15	18.312	77.749	196	6/21/19 6:15	18.457	80.206	196	6/21/19 6:15	14.829	83.935
197	6/21/19 6:20	18.563	80.559	197	6/21/19 6:20	18.868	78.975	197	6/21/19 6:20	18.309	77.749	197	6/21/19 6:20	18.455	80.206	197	6/21/19 6:20	14.830	84.115
198	6/21/19 6:25	18.561	80.559	198	6/21/19 6:25	18.868	78.975	198	6/21/19 6:25	18.307	77.749	198	6/21/19 6:25	18.455	80.206	198	6/21/19 6:25	14.827	84.115
199	6/21/19 6:30	18.563	80.559	199	6/21/19 6:30	18.868	78.975	199	6/21/19 6:30	18.307	77.749	199	6/21/19 6:30	18.452	80.206	199	6/21/19 6:30	14.849	84.115
200	6/21/19 6:35	18.561	80.559	200	6/21/19 6:35	18.868	78.975	200	6/21/19 6:35	18.307	77.749	200	6/21/19 6:35	18.452	80.206	200	6/21/19 6:35	14.849	84.115
201	6/21/19 6:40	18.561	80.559	201	6/21/19 6:40	18.869	79.151	201	6/21/19 6:40	18.304	77.749	201	6/21/19 6:40	18.452	80.206	201	6/21/19 6:40	14.871	84.115
202	6/21/19 6:45	18.561	80.559	202	6/21/19 6:45	18.866	79.151	202	6/21/19 6:45	18.304	77.749	202	6/21/19 6:45	18.450	80.206	202	6/21/19 6:45	14.871	84.115
203	6/21/19 6:50	18.561	80.559	203	6/21/19 6:50	18.866	79.151	203	6/21/19 6:50	18.304	77.749	203	6/21/19 6:50	18.450	80.206	203	6/21/19 6:50	14.883	84.115
204	6/21/19 6:55	18.559	80.559	204	6/21/19 6:55	18.866	79.151	204	6/21/19 6:55	18.307	77.749	204	6/21/19 6:55	18.452	80.206	204	6/21/19 6:55	14.900	84.115
205	6/21/19 7:00	18.561	80.559	205	6/21/19 7:00	18.866	79.151	205	6/21/19 7:00	18.304	77.749	205	6/21/19 7:00	18.448	80.206	205	6/21/19 7:00	14.888	84.115
206	6/21/19 7:05	18.559	80.559	206	6/21/19 7:05	18.869	79.151	206	6/21/19 7:05	18.307	77.749	206	6/21/19 7:05	18.450	80.206	206	6/21/19 7:05	14.885	84.115
207	6/21/19 7:10	18.561	80.559	207	6/21/19 7:10	18.871	79.151	207	6/21/19 7:10	18.304	77.749	207	6/21/19 7:10	18.450	80.206	207	6/21/19 7:10	14.936	84.115
208	6/21/19 7:15	18.561	80.559	208	6/21/19 7:15	18.871	79.151	208	6/21/19 7:15	18.307	77.749	208	6/21/19 7:15	18.450	80.206	208	6/21/19 7:15	14.992	84.295
209	6/21/19 7:20	18.561	80.559	209	6/21/19 7:20	18.871	79.326	209	6/21/19 7:20	18.309	77.749	209	6/21/19 7:20	18.450	80.206	209	6/21/19 7:20	14.936	84.115
210	6/21/19 7:25	18.561	80.559	210	6/21/19 7:25	18.874	79.326	210	6/21/19 7:25	18.309	77.749	210	6/21/19 7:25	18.452	80.206	210	6/21/19 7:25	14.941	84.115
211	6/21/19 7:30	18.563	80.559	211	6/21/19 7:30	18.874	79.326	211	6/21/19 7:30	18.312	77.749	211	6/21/19 7:30	18.453	80.382	211	6/21/19 7:30	14.943	84.115
212	6/21/19 7:35	18.563	80.559	212	6/21/19 7:35	18.876	79.326	212	6/21/19 7:35	18.312	77.749	212	6/21/19 7:35	18.452	80.206	212	6/21/19 7:35	14.977	84.115
213	6/21/19 7:40	18.566	80.559	213	6/21/19 7:40	18.876	79.326	213	6/21/19 7:40	18.312	77.749	213	6/21/19 7:40	18.452	80.206	213	6/21/19 7:40	15.004	84.115
214	6/21/19 7:45	18.571	80.559	214	6/21/19 7:45	18.884	79.326	214	6/21/19 7:45	18.317	77.749	214	6/21/19 7:45	18.457	80.206	214	6/21/19 7:45	15.018	84.115
215	6/21/19 7:50	18.575	80.559	215	6/21/19 7:50	18.889	79.502	215	6/21/19 7:50	18.319	77.749	215	6/21/19 7:50	18.460	80.206	215	6/21/19 7:50	15.035	84.115
216	6/21/19 7:55	18.578	80.559	216	6/21/19 7:55	18.894	79.502	216	6/21/19 7:55	18.324	77.749	216	6/21/19 7:55	18.462	80.206	216	6/21/19 7:55	15.064	84.115
217	6/21/19 8:00	18.582	80.559	217	6/21/19 8:00	18.896	79.502	217	6/21/19 8:00	18.329	77.749	217	6/21/19 8:00	18.465	80.206	217	6/21/19 8:00	15.096	84.115
218	6/21/19 8:05	18.587	80.559	218	6/21/19 8:05	18.901	79.502	218	6/21/19 8:05	18.334	77.749	218	6/21/19 8:05	18.472	80.206	218	6/21/19 8:05	15.110	84.115
219	6/21/19 8:10	18.594	80.559	219	6/21/19 8:10	18.907	79.678	219	6/21/19 8:10	18.339	77.749	219	6/21/19 8:10	18.477	80.206	219	6/21/19 8:10	15.103	84.115
220	6/21/19 8:15	18.596	80.559	220	6/21/19 8:15	18.914	79.678	220	6/21/19 8:15	18.344	77.749	220	6/21/19 8:15	18.482	80.206	220	6/21/19 8:15	15.168	84.115
221	6/21/19 8:20	18.604	80.559	221	6/21/19 8:20	18.919	79.678	221	6/21/19 8:20	18.349	77.749	221	6/21/19 8:20	18.489	80.206	221	6/21/19 8:20	15.113	84.115
222	6/21/19 8:25	18.611	80.559	222	6/21/19 8:25	18.927	79.853	222	6/21/19 8:25	18.354	77.749	222	6/21/19 8:25	18.492	80.206	222	6/21/19 8:25	15.161	84.115
223	6/21/19 8:30	18.615	80.559	223	6/21/19 8:30	18.934	79.853	223	6/21/19 8:30	18.362	77.749	223	6/21/19 8:30	18.499	80.206	223	6/21/19 8:30	15.188	84.115
224	6/21/19 8:35	18.625	80.559	224	6/21/19 8:35	18.941	79.853	224	6/21/19 8:35	18.369	77.749	224	6/21/19 8:35	18.504	80.029	224	6/21/19 8:35	15.280	84.295
225	6/21/19 8:40	18.627	80.559	225	6/21/19 8:40	18.947	80.029	225	6/21/19 8:40	18.377	77.749	225	6/21/19 8:40	18.511	80.029	225	6/21/19 8:40	15.222	84.295
226	6/21/19 8:45	18.634	80.559	226	6/21/19 8:45	18.954	80.029	226	6/21/19 8:45	18.379	77.749	226	6/21/19 8:45	18.513	80.029	226	6/21/19 8:45	15.215	84.295
227	6/21/19 8:50	18.639	80.559	227	6/21/19 8:50	18.959	80.029	227	6/21/19 8:50	18.384	77.749	227	6/21/19 8:50	18.518	79.853	227	6/21/19 8:50	15.295	84.295
228	6/21/19 8:55	18.644	80.559	228	6/21/19 8:55	18.964	80.029	228	6/21/19 8:55	18.392	77.749	228	6/21/19 8:55	18.523	79.678	228	6/21/19 8:55	15.268	84.295
229	6/21/19 9:00	18.649	80.559	229	6/21/19 9:00	18.969	80.206	229	6/21/19 9:00	18.394	77.749	229	6/21/19 9:00	18.527	79.678	229	6/21/19 9:00	15.348	84.295
230	6/21/19 9:05	18.658	80.559	230	6/21/19 9:05	18.974	80.206	230	6/21/19 9:05	18.402	77.749	230	6/21/19 9:05	18.534	79.502	230	6/21/19 9:05	15.350	84.295

TABLE 5 - (PAGE 6 OF 39)
LOGGER DATA FOR OW-2, OW-5, OW-9, OW-13 AND NORTHWEST PROVIDENCE CHANNEL
CARNIVAL GRAND PORT
GRAND BAHAMA, BAHAMA ISLANDS

OW-2				OW-5				OW-9				OW-13				Northwest Providence Channel			
Plot Title: 20483953				Plot Title: 20483955				Plot Title: 20266370				Plot Title: 20483956				Plot Title: 20331041			
#	Date Time, GMT-04:00	Abs Pres, psi	Temp, °F	#	Date Time, GMT-04:00	Abs Pres, psi	Temp, °F	#	Date Time, GMT-04:00	Abs Pres, psi	Temp, °F	#	Date Time, GMT-04:00	Abs Pres, psi	Temp, °F	#	Date Time, GMT-04:00	Abs Pres, psi	Temp, °F
231	6/21/19 9:10	18.661	80.559	231	6/21/19 9:10	18.982	80.382	231	6/21/19 9:10	18.409	77.749	231	6/21/19 9:10	18.539	79.502	231	6/21/19 9:10	15.372	84.295
232	6/21/19 9:15	18.668	80.559	232	6/21/19 9:15	18.989	80.382	232	6/21/19 9:15	18.412	77.749	232	6/21/19 9:15	18.544	79.502	232	6/21/19 9:15	15.348	84.295
233	6/21/19 9:20	18.670	80.559	233	6/21/19 9:20	18.994	80.382	233	6/21/19 9:20	18.417	77.749	233	6/21/19 9:20	18.549	79.326	233	6/21/19 9:20	15.433	84.474
234	6/21/19 9:25	18.677	80.559	234	6/21/19 9:25	18.999	80.382	234	6/21/19 9:25	18.424	77.749	234	6/21/19 9:25	18.554	79.326	234	6/21/19 9:25	15.460	84.474
235	6/21/19 9:30	18.684	80.559	235	6/21/19 9:30	19.006	80.382	235	6/21/19 9:30	18.427	77.749	235	6/21/19 9:30	18.558	79.326	235	6/21/19 9:30	15.402	84.474
236	6/21/19 9:35	18.691	80.559	236	6/21/19 9:35	19.011	80.382	236	6/21/19 9:35	18.432	77.749	236	6/21/19 9:35	18.565	79.151	236	6/21/19 9:35	15.470	84.654
237	6/21/19 9:40	18.696	80.559	237	6/21/19 9:40	19.016	80.382	237	6/21/19 9:40	18.442	77.749	237	6/21/19 9:40	18.570	79.151	237	6/21/19 9:40	15.458	84.654
238	6/21/19 9:45	18.703	80.559	238	6/21/19 9:45	19.023	80.382	238	6/21/19 9:45	18.447	77.749	238	6/21/19 9:45	18.577	78.975	238	6/21/19 9:45	15.478	84.654
239	6/21/19 9:50	18.710	80.559	239	6/21/19 9:50	19.028	80.382	239	6/21/19 9:50	18.452	77.749	239	6/21/19 9:50	18.584	78.800	239	6/21/19 9:50	15.439	84.834
240	6/21/19 9:55	18.715	80.559	240	6/21/19 9:55	19.032	80.206	240	6/21/19 9:55	18.459	77.749	240	6/21/19 9:55	18.589	78.800	240	6/21/19 9:55	15.485	84.834
241	6/21/19 10:00	18.720	80.559	241	6/21/19 10:00	19.036	79.853	241	6/21/19 10:00	18.465	77.749	241	6/21/19 10:00	18.594	78.800	241	6/21/19 10:00	15.546	84.834
242	6/21/19 10:05	18.727	80.559	242	6/21/19 10:05	19.043	79.678	242	6/21/19 10:05	18.472	77.749	242	6/21/19 10:05	18.601	78.624	242	6/21/19 10:05	15.547	85.014
243	6/21/19 10:10	18.734	80.559	243	6/21/19 10:10	19.047	79.502	243	6/21/19 10:10	18.477	77.749	243	6/21/19 10:10	18.606	78.449	243	6/21/19 10:10	15.481	85.014
244	6/21/19 10:15	18.739	80.559	244	6/21/19 10:15	19.049	79.326	244	6/21/19 10:15	18.482	77.749	244	6/21/19 10:15	18.613	78.274	244	6/21/19 10:15	15.582	84.834
245	6/21/19 10:20	18.746	80.559	245	6/21/19 10:20	19.058	79.151	245	6/21/19 10:20	18.489	77.749	245	6/21/19 10:20	18.617	77.923	245	6/21/19 10:20	15.594	84.654
246	6/21/19 10:25	18.751	80.559	246	6/21/19 10:25	19.063	79.151	246	6/21/19 10:25	18.494	77.574	246	6/21/19 10:25	18.624	77.923	246	6/21/19 10:25	15.568	84.834
247	6/21/19 10:30	18.758	80.559	247	6/21/19 10:30	19.068	78.975	247	6/21/19 10:30	18.499	77.574	247	6/21/19 10:30	18.629	77.749	247	6/21/19 10:30	15.568	85.014
248	6/21/19 10:35	18.762	80.559	248	6/21/19 10:35	19.072	78.800	248	6/21/19 10:35	18.506	77.574	248	6/21/19 10:35	18.633	77.749	248	6/21/19 10:35	15.707	85.014
249	6/21/19 10:40	18.770	80.559	249	6/21/19 10:40	19.077	78.800	249	6/21/19 10:40	18.509	77.574	249	6/21/19 10:40	18.636	77.749	249	6/21/19 10:40	15.692	85.014
250	6/21/19 10:45	18.772	80.559	250	6/21/19 10:45	19.084	78.624	250	6/21/19 10:45	18.516	77.574	250	6/21/19 10:45	18.641	77.749	250	6/21/19 10:45	15.702	85.014
251	6/21/19 10:50	18.779	80.559	251	6/21/19 10:50	19.086	78.624	251	6/21/19 10:50	18.521	77.574	251	6/21/19 10:50	18.646	77.749	251	6/21/19 10:50	15.666	85.194
252	6/21/19 10:55	18.781	80.559	252	6/21/19 10:55	19.090	78.449	252	6/21/19 10:55	18.524	77.574	252	6/21/19 10:55	18.651	77.749	252	6/21/19 10:55	15.659	85.194
253	6/21/19 11:00	18.786	80.559	253	6/21/19 11:00	19.093	78.449	253	6/21/19 11:00	18.529	77.574	253	6/21/19 11:00	18.656	77.749	253	6/21/19 11:00	15.690	85.194
254	6/21/19 11:05	18.791	80.559	254	6/21/19 11:05	19.097	78.274	254	6/21/19 11:05	18.534	77.574	254	6/21/19 11:05	18.659	77.923	254	6/21/19 11:05	15.647	85.374
255	6/21/19 11:10	18.796	80.559	255	6/21/19 11:10	19.099	78.274	255	6/21/19 11:10	18.536	77.574	255	6/21/19 11:10	18.663	77.923	255	6/21/19 11:10	15.705	85.374
256	6/21/19 11:15	18.798	80.559	256	6/21/19 11:15	19.104	78.098	256	6/21/19 11:15	18.542	77.574	256	6/21/19 11:15	18.668	77.923	256	6/21/19 11:15	15.783	85.374
257	6/21/19 11:20	18.800	80.559	257	6/21/19 11:20	19.106	78.098	257	6/21/19 11:20	18.544	77.574	257	6/21/19 11:20	18.668	77.923	257	6/21/19 11:20	15.715	85.374
258	6/21/19 11:25	18.803	80.559	258	6/21/19 11:25	19.111	78.098	258	6/21/19 11:25	18.546	77.574	258	6/21/19 11:25	18.671	77.923	258	6/21/19 11:25	15.769	85.374
259	6/21/19 11:30	18.810	80.559	259	6/21/19 11:30	19.113	77.923	259	6/21/19 11:30	18.549	77.574	259	6/21/19 11:30	18.673	77.923	259	6/21/19 11:30	15.694	85.554
260	6/21/19 11:35	18.812	80.559	260	6/21/19 11:35	19.115	77.923	260	6/21/19 11:35	18.552	77.574	260	6/21/19 11:35	18.679	78.098	260	6/21/19 11:35	15.760	85.735
261	6/21/19 11:40	18.814	80.382	261	6/21/19 11:40	19.118	77.923	261	6/21/19 11:40	18.553	77.400	261	6/21/19 11:40	18.684	78.098	261	6/21/19 11:40	15.674	85.554
262	6/21/19 11:45	18.817	80.559	262	6/21/19 11:45	19.120	77.749	262	6/21/19 11:45	18.556	77.400	262	6/21/19 11:45	18.686	78.098	262	6/21/19 11:45	15.736	85.915
263	6/21/19 11:50	18.821	80.382	263	6/21/19 11:50	19.122	77.749	263	6/21/19 11:50	18.561	77.400	263	6/21/19 11:50	18.688	78.098	263	6/21/19 11:50	15.714	85.915
264	6/21/19 11:55	18.824	80.382	264	6/21/19 11:55	19.125	77.749	264	6/21/19 11:55	18.563	77.400	264	6/21/19 11:55	18.691	78.098	264	6/21/19 11:55	15.761	86.097
265	6/21/19 12:00	18.826	80.382	265	6/21/19 12:00	19.127	77.574	265	6/21/19 12:00	18.566	77.400	265	6/21/19 12:00	18.694	78.274	265	6/21/19 12:00	15.698	86.097
266	6/21/19 12:05	18.831	80.382	266	6/21/19 12:05	19.129	77.574	266	6/21/19 12:05	18.568	77.400	266	6/21/19 12:05	18.696	78.274	266	6/21/19 12:05	15.686	86.097
267	6/21/19 12:10	18.833	80.382	267	6/21/19 12:10	19.131	77.574	267	6/21/19 12:10	18.571	77.400	267	6/21/19 12:10	18.699	78.274	267	6/21/19 12:10	15.720	86.277
268	6/21/19 12:15	18.833	80.382	268	6/21/19 12:15	19.134	77.574	268	6/21/19 12:15	18.576	77.400	268	6/21/19 12:15	18.704	78.274	268	6/21/19 12:15	15.709	86.459
269	6/21/19 12:20	18.838	80.382	269	6/21/19 12:20	19.136	77.574	269	6/21/19 12:20	18.576	77.400	269	6/21/19 12:20	18.706	78.274	269	6/21/19 12:20	15.724	86.641
270	6/21/19 12:25	18.838	80.382	270	6/21/19 12:25	19.138	77.400	270	6/21/19 12:25	18.578	77.400	270	6/21/19 12:25	18.706	78.449	270	6/21/19 12:25	15.688	86.823
271	6/21/19 12:30	18.840	80.382	271	6/21/19 12:30	19.138	77.400	271	6/21/19 12:30	18.581	77.400	271	6/21/19 12:30	18.709	78.449	271	6/21/19 12:30	15.689	87.004
272	6/21/19 12:35	18.843	80.382	272	6/21/19 12:35	19.141	77.400	272	6/21/19 12:35	18.578	77.400	272	6/21/19 12:35	18.709	78.449	272	6/21/19 12:35	15.684	87.186
273	6/21/19 12:40	18.843	80.382	273	6/21/19 12:40	19.141	77.400	273	6/21/19 12:40	18.578	77.400	273	6/21/19 12:40	18.709	78.449	273	6/21/19 12:40	15.694	87.186
274	6/21/19 12:45	18.845	80.382	274	6/21/19 12:45	19.141	77.400	274	6/21/19 12:45	18.578	77.400	274	6/21/19 12:45	18.709	78.449	274	6/21/19 12:45	15.678	87.368
275	6/21/19 12:50	18.843	80.382	275	6/21/19 12:50	19.140	77.225	275	6/21/19 12:50	18.578	77.400	275	6/21/19 12:50	18.709	78.449	275	6/21/19 12:50	15.637	87.552
276	6/21/19 12:55	18.843	80.382	276	6/21/19 12:55	19.140	77.225	276	6/21/19 12:55	18.578	77.400	276	6/21/19 12:55	18.709	78.449	276	6/21/19 12:55	15.565	87.733

TABLE 5 - (PAGE 7 OF 39)
LOGGER DATA FOR OW-2, OW-5, OW-9, OW-13 AND NORTHWEST PROVIDENCE CHANNEL
CARNIVAL GRAND PORT
GRAND BAHAMA, BAHAMA ISLANDS

OW-2				OW-5				OW-9				OW-13				Northwest Providence Channel			
Plot Title: 20483953				Plot Title: 20483955				Plot Title: 20266370				Plot Title: 20483956				Plot Title: 20331041			
#	Date Time, GMT-04:00	Abs Pres, psi	Temp, °F	#	Date Time, GMT-04:00	Abs Pres, psi	Temp, °F	#	Date Time, GMT-04:00	Abs Pres, psi	Temp, °F	#	Date Time, GMT-04:00	Abs Pres, psi	Temp, °F	#	Date Time, GMT-04:00	Abs Pres, psi	Temp, °F
277	6/21/19 13:00	18.840	80.382	277	6/21/19 13:00	19.138	77.225	277	6/21/19 13:00	18.581	77.400	277	6/21/19 13:00	18.708	78.274	277	6/21/19 13:00	15.676	87.733
278	6/21/19 13:05	18.843	80.382	278	6/21/19 13:05	19.138	77.225	278	6/21/19 13:05	18.578	77.400	278	6/21/19 13:05	18.708	78.274	278	6/21/19 13:05	15.592	87.915
279	6/21/19 13:10	18.840	80.382	279	6/21/19 13:10	19.135	77.225	279	6/21/19 13:10	18.576	77.400	279	6/21/19 13:10	18.706	78.274	279	6/21/19 13:10	15.530	88.099
280	6/21/19 13:15	18.838	80.382	280	6/21/19 13:15	19.133	77.225	280	6/21/19 13:15	18.576	77.400	280	6/21/19 13:15	18.706	78.274	280	6/21/19 13:15	15.550	88.282
281	6/21/19 13:20	18.838	80.382	281	6/21/19 13:20	19.130	77.050	281	6/21/19 13:20	18.573	77.400	281	6/21/19 13:20	18.704	78.274	281	6/21/19 13:20	15.535	88.466
282	6/21/19 13:25	18.836	80.382	282	6/21/19 13:25	19.130	77.050	282	6/21/19 13:25	18.571	77.400	282	6/21/19 13:25	18.701	78.274	282	6/21/19 13:25	15.511	88.466
283	6/21/19 13:30	18.833	80.382	283	6/21/19 13:30	19.125	77.050	283	6/21/19 13:30	18.571	77.400	283	6/21/19 13:30	18.701	78.098	283	6/21/19 13:30	15.512	88.650
284	6/21/19 13:35	18.831	80.382	284	6/21/19 13:35	19.125	77.050	284	6/21/19 13:35	18.566	77.400	284	6/21/19 13:35	18.701	78.098	284	6/21/19 13:35	15.505	88.833
285	6/21/19 13:40	18.828	80.382	285	6/21/19 13:40	19.123	77.050	285	6/21/19 13:40	18.566	77.400	285	6/21/19 13:40	18.696	78.098	285	6/21/19 13:40	15.503	89.017
286	6/21/19 13:45	18.826	80.382	286	6/21/19 13:45	19.120	77.050	286	6/21/19 13:45	18.563	77.400	286	6/21/19 13:45	18.696	78.098	286	6/21/19 13:45	15.504	89.200
287	6/21/19 13:50	18.821	80.382	287	6/21/19 13:50	19.115	77.050	287	6/21/19 13:50	18.558	77.400	287	6/21/19 13:50	18.693	78.098	287	6/21/19 13:50	15.478	89.384
288	6/21/19 13:55	18.819	80.382	288	6/21/19 13:55	19.113	77.050	288	6/21/19 13:55	18.558	77.400	288	6/21/19 13:55	18.690	77.923	288	6/21/19 13:55	15.447	89.569
289	6/21/19 14:00	18.817	80.382	289	6/21/19 14:00	19.108	77.050	289	6/21/19 14:00	18.553	77.400	289	6/21/19 14:00	18.686	77.923	289	6/21/19 14:00	15.459	89.755
290	6/21/19 14:05	18.812	80.382	290	6/21/19 14:05	19.105	76.876	290	6/21/19 14:05	18.548	77.400	290	6/21/19 14:05	18.681	77.923	290	6/21/19 14:05	15.399	89.938
291	6/21/19 14:10	18.807	80.382	291	6/21/19 14:10	19.100	76.876	291	6/21/19 14:10	18.543	77.400	291	6/21/19 14:10	18.679	78.098	291	6/21/19 14:10	15.376	90.124
292	6/21/19 14:15	18.805	80.382	292	6/21/19 14:15	19.098	76.876	292	6/21/19 14:15	18.538	77.400	292	6/21/19 14:15	18.671	78.098	292	6/21/19 14:15	15.422	90.309
293	6/21/19 14:20	18.798	80.382	293	6/21/19 14:20	19.093	76.876	293	6/21/19 14:20	18.536	77.400	293	6/21/19 14:20	18.671	78.098	293	6/21/19 14:20	15.360	90.495
294	6/21/19 14:25	18.793	80.382	294	6/21/19 14:25	19.088	76.876	294	6/21/19 14:25	18.531	77.400	294	6/21/19 14:25	18.666	78.098	294	6/21/19 14:25	15.341	90.680
295	6/21/19 14:30	18.788	80.382	295	6/21/19 14:30	19.083	76.876	295	6/21/19 14:30	18.526	77.400	295	6/21/19 14:30	18.662	78.274	295	6/21/19 14:30	15.337	90.867
296	6/21/19 14:35	18.786	80.382	296	6/21/19 14:35	19.081	76.876	296	6/21/19 14:35	18.521	77.400	296	6/21/19 14:35	18.659	78.274	296	6/21/19 14:35	15.299	91.053
297	6/21/19 14:40	18.779	80.382	297	6/21/19 14:40	19.076	76.876	297	6/21/19 14:40	18.516	77.400	297	6/21/19 14:40	18.652	78.449	297	6/21/19 14:40	15.297	91.240
298	6/21/19 14:45	18.772	80.382	298	6/21/19 14:45	19.068	76.876	298	6/21/19 14:45	18.511	77.400	298	6/21/19 14:45	18.645	78.449	298	6/21/19 14:45	15.292	91.240
299	6/21/19 14:50	18.767	80.382	299	6/21/19 14:50	19.066	76.876	299	6/21/19 14:50	18.503	77.400	299	6/21/19 14:50	18.640	78.449	299	6/21/19 14:50	15.283	91.425
300	6/21/19 14:55	18.760	80.382	300	6/21/19 14:55	19.059	76.876	300	6/21/19 14:55	18.498	77.400	300	6/21/19 14:55	18.636	78.624	300	6/21/19 14:55	15.213	91.612
301	6/21/19 15:00	18.757	80.382	301	6/21/19 15:00	19.054	76.876	301	6/21/19 15:00	18.491	77.400	301	6/21/19 15:00	18.631	78.800	301	6/21/19 15:00	15.197	91.800
302	6/21/19 15:05	18.753	80.382	302	6/21/19 15:05	19.049	76.876	302	6/21/19 15:05	18.486	77.400	302	6/21/19 15:05	18.627	78.975	302	6/21/19 15:05	15.203	92.174
303	6/21/19 15:10	18.745	80.382	303	6/21/19 15:10	19.042	76.876	303	6/21/19 15:10	18.481	77.400	303	6/21/19 15:10	18.619	78.975	303	6/21/19 15:10	15.154	92.174
304	6/21/19 15:15	18.736	80.559	304	6/21/19 15:15	19.034	76.876	304	6/21/19 15:15	18.476	77.400	304	6/21/19 15:15	18.615	79.151	304	6/21/19 15:15	15.139	92.550
305	6/21/19 15:20	18.732	80.559	305	6/21/19 15:20	19.029	76.876	305	6/21/19 15:20	18.471	77.400	305	6/21/19 15:20	18.610	79.151	305	6/21/19 15:20	15.137	92.737
306	6/21/19 15:25	18.725	80.559	306	6/21/19 15:25	19.025	76.876	306	6/21/19 15:25	18.466	77.400	306	6/21/19 15:25	18.605	79.326	306	6/21/19 15:25	15.106	92.926
307	6/21/19 15:30	18.720	80.559	307	6/21/19 15:30	19.020	76.876	307	6/21/19 15:30	18.453	77.400	307	6/21/19 15:30	18.600	79.326	307	6/21/19 15:30	15.101	92.926
308	6/21/19 15:35	18.713	80.559	308	6/21/19 15:35	19.015	76.876	308	6/21/19 15:35	18.451	77.400	308	6/21/19 15:35	18.593	79.326	308	6/21/19 15:35	15.076	93.304
309	6/21/19 15:40	18.706	80.559	309	6/21/19 15:40	19.010	76.876	309	6/21/19 15:40	18.443	77.400	309	6/21/19 15:40	18.586	79.502	309	6/21/19 15:40	15.069	93.682
310	6/21/19 15:45	18.701	80.559	310	6/21/19 15:45	19.003	77.050	310	6/21/19 15:45	18.436	77.400	310	6/21/19 15:45	18.581	79.502	310	6/21/19 15:45	15.026	93.873
311	6/21/19 15:50	18.694	80.559	311	6/21/19 15:50	18.998	77.050	311	6/21/19 15:50	18.431	77.574	311	6/21/19 15:50	18.574	79.502	311	6/21/19 15:50	15.029	94.062
312	6/21/19 15:55	18.687	80.559	312	6/21/19 15:55	18.991	77.050	312	6/21/19 15:55	18.426	77.574	312	6/21/19 15:55	18.567	79.678	312	6/21/19 15:55	15.018	94.253
313	6/21/19 16:00	18.682	80.559	313	6/21/19 16:00	18.984	77.225	313	6/21/19 16:00	18.421	77.574	313	6/21/19 16:00	18.562	79.678	313	6/21/19 16:00	14.989	94.444
314	6/21/19 16:05	18.672	80.559	314	6/21/19 16:05	18.977	77.225	314	6/21/19 16:05	18.411	77.574	314	6/21/19 16:05	18.554	79.678	314	6/21/19 16:05	14.968	94.444
315	6/21/19 16:10	18.665	80.559	315	6/21/19 16:10	18.970	77.400	315	6/21/19 16:10	18.406	77.574	315	6/21/19 16:10	18.547	79.678	315	6/21/19 16:10	14.979	94.825
316	6/21/19 16:15	18.658	80.559	316	6/21/19 16:15	18.961	77.574	316	6/21/19 16:15	18.399	77.574	316	6/21/19 16:15	18.540	79.853	316	6/21/19 16:15	14.940	94.825
317	6/21/19 16:20	18.651	80.559	317	6/21/19 16:20	18.957	77.923	317	6/21/19 16:20	18.391	77.574	317	6/21/19 16:20	18.533	79.853	317	6/21/19 16:20	14.930	94.825
318	6/21/19 16:25	18.644	80.559	318	6/21/19 16:25	18.949	78.449	318	6/21/19 16:25	18.386	77.574	318	6/21/19 16:25	18.525	79.853	318	6/21/19 16:25	14.911	95.016
319	6/21/19 16:30	18.637	80.559	319	6/21/19 16:30	18.941	78.800	319	6/21/19 16:30	18.379	77.749	319	6/21/19 16:30	18.518	79.853	319	6/21/19 16:30	14.896	95.400
320	6/21/19 16:35	18.632	80.559	320	6/21/19 16:35	18.937	79.326	320	6/21/19 16:35	18.374	77.749	320	6/21/19 16:35	18.516	79.853	320	6/21/19 16:35	14.886	95.400
321	6/21/19 16:40	18.625	80.559	321	6/21/19 16:40	18.933	79.678	321	6/21/19 16:40	18.364	77.749	321	6/21/19 16:40	18.508	79.853	321	6/21/19 16:40	14.874	95.400
322	6/21/19 16:45	18.620	80.559	322	6/21/19 16:45	18.927	80.029	322	6/21/19 16:45	18.359	77.749	322	6/21/19 16:45	18.503	79.853	322	6/21/19 16:45	14.868	95.016

TABLE 5 - (PAGE 8 OF 39)
LOGGER DATA FOR OW-2, OW-5, OW-9, OW-13 AND NORTHWEST PROVIDENCE CHANNEL
CARNIVAL GRAND PORT
GRAND BAHAMA, BAHAMA ISLANDS

OW-2				OW-5				OW-9				OW-13				Northwest Providence Channel			
Plot Title: 20483953				Plot Title: 20483955				Plot Title: 20266370				Plot Title: 20483956				Plot Title: 20331041			
#	Date Time, GMT-04:00	Abs Pres, psi	Temp, °F	#	Date Time, GMT-04:00	Abs Pres, psi	Temp, °F	#	Date Time, GMT-04:00	Abs Pres, psi	Temp, °F	#	Date Time, GMT-04:00	Abs Pres, psi	Temp, °F	#	Date Time, GMT-04:00	Abs Pres, psi	Temp, °F
323	6/21/19 16:50	18.611	80.559	323	6/21/19 16:50	18.922	80.559	323	6/21/19 16:50	18.354	77.749	323	6/21/19 16:50	18.496	80.029	323	6/21/19 16:50	14.850	93.115
324	6/21/19 16:55	18.608	80.559	324	6/21/19 16:55	18.915	80.911	324	6/21/19 16:55	18.352	77.749	324	6/21/19 16:55	18.491	80.029	324	6/21/19 16:55	14.852	88.466
325	6/21/19 17:00	18.601	80.559	325	6/21/19 17:00	18.909	81.090	325	6/21/19 17:00	18.344	77.749	325	6/21/19 17:00	18.489	80.029	325	6/21/19 17:00	14.847	87.552
326	6/21/19 17:05	18.594	80.559	326	6/21/19 17:05	18.905	81.442	326	6/21/19 17:05	18.339	77.749	326	6/21/19 17:05	18.484	80.029	326	6/21/19 17:05	14.836	87.733
327	6/21/19 17:10	18.590	80.559	327	6/21/19 17:10	18.901	81.797	327	6/21/19 17:10	18.332	77.749	327	6/21/19 17:10	18.474	80.029	327	6/21/19 17:10	14.822	88.099
328	6/21/19 17:15	18.587	80.559	328	6/21/19 17:15	18.897	81.975	328	6/21/19 17:15	18.332	77.749	328	6/21/19 17:15	18.474	80.029	328	6/21/19 17:15	14.823	88.282
329	6/21/19 17:20	18.580	80.559	329	6/21/19 17:20	18.893	82.330	329	6/21/19 17:20	18.327	77.749	329	6/21/19 17:20	18.469	80.029	329	6/21/19 17:20	14.827	88.099
330	6/21/19 17:25	18.578	80.559	330	6/21/19 17:25	18.889	82.686	330	6/21/19 17:25	18.322	77.749	330	6/21/19 17:25	18.464	80.029	330	6/21/19 17:25	14.816	88.282
331	6/21/19 17:30	18.575	80.559	331	6/21/19 17:30	18.887	82.864	331	6/21/19 17:30	18.319	77.749	331	6/21/19 17:30	18.459	80.029	331	6/21/19 17:30	14.818	88.282
332	6/21/19 17:35	18.571	80.559	332	6/21/19 17:35	18.881	83.043	332	6/21/19 17:35	18.317	77.749	332	6/21/19 17:35	18.455	80.029	332	6/21/19 17:35	14.816	88.282
333	6/21/19 17:40	18.568	80.559	333	6/21/19 17:40	18.879	83.221	333	6/21/19 17:40	18.312	77.749	333	6/21/19 17:40	18.452	80.206	333	6/21/19 17:40	14.805	88.650
334	6/21/19 17:45	18.563	80.559	334	6/21/19 17:45	18.877	83.399	334	6/21/19 17:45	18.309	77.749	334	6/21/19 17:45	18.450	80.206	334	6/21/19 17:45	14.845	88.466
335	6/21/19 17:50	18.563	80.559	335	6/21/19 17:50	18.873	83.757	335	6/21/19 17:50	18.309	77.749	335	6/21/19 17:50	18.448	80.206	335	6/21/19 17:50	14.843	88.650
336	6/21/19 17:55	18.559	80.559	336	6/21/19 17:55	18.871	83.935	336	6/21/19 17:55	18.304	77.749	336	6/21/19 17:55	18.445	80.206	336	6/21/19 17:55	14.825	88.833
337	6/21/19 18:00	18.556	80.559	337	6/21/19 18:00	18.869	84.115	337	6/21/19 18:00	18.302	77.749	337	6/21/19 18:00	18.443	80.206	337	6/21/19 18:00	14.832	88.833
338	6/21/19 18:05	18.552	80.559	338	6/21/19 18:05	18.868	84.295	338	6/21/19 18:05	18.299	77.749	338	6/21/19 18:05	18.440	80.206	338	6/21/19 18:05	14.844	88.833
339	6/21/19 18:10	18.554	80.559	339	6/21/19 18:10	18.868	84.295	339	6/21/19 18:10	18.299	77.749	339	6/21/19 18:10	18.440	80.206	339	6/21/19 18:10	14.842	89.017
340	6/21/19 18:15	18.552	80.559	340	6/21/19 18:15	18.866	84.474	340	6/21/19 18:15	18.297	77.749	340	6/21/19 18:15	18.440	80.206	340	6/21/19 18:15	14.852	89.200
341	6/21/19 18:20	18.552	80.559	341	6/21/19 18:20	18.864	84.654	341	6/21/19 18:20	18.297	77.749	341	6/21/19 18:20	18.438	80.206	341	6/21/19 18:20	14.879	89.200
342	6/21/19 18:25	18.549	80.559	342	6/21/19 18:25	18.864	84.654	342	6/21/19 18:25	18.294	77.749	342	6/21/19 18:25	18.435	80.206	342	6/21/19 18:25	14.879	89.200
343	6/21/19 18:30	18.549	80.559	343	6/21/19 18:30	18.864	84.654	343	6/21/19 18:30	18.294	77.749	343	6/21/19 18:30	18.433	80.206	343	6/21/19 18:30	14.877	89.200
344	6/21/19 18:35	18.549	80.559	344	6/21/19 18:35	18.862	84.834	344	6/21/19 18:35	18.294	77.749	344	6/21/19 18:35	18.433	80.206	344	6/21/19 18:35	14.857	89.200
345	6/21/19 18:40	18.547	80.559	345	6/21/19 18:40	18.862	84.834	345	6/21/19 18:40	18.294	77.749	345	6/21/19 18:40	18.433	80.206	345	6/21/19 18:40	14.874	89.200
346	6/21/19 18:45	18.547	80.559	346	6/21/19 18:45	18.862	84.834	346	6/21/19 18:45	18.292	77.749	346	6/21/19 18:45	18.433	80.206	346	6/21/19 18:45	14.903	89.200
347	6/21/19 18:50	18.547	80.559	347	6/21/19 18:50	18.862	84.834	347	6/21/19 18:50	18.294	77.749	347	6/21/19 18:50	18.430	80.206	347	6/21/19 18:50	14.912	89.017
348	6/21/19 18:55	18.547	80.559	348	6/21/19 18:55	18.864	84.834	348	6/21/19 18:55	18.295	77.923	348	6/21/19 18:55	18.430	80.206	348	6/21/19 18:55	14.951	89.017
349	6/21/19 19:00	18.549	80.559	349	6/21/19 19:00	18.865	85.014	349	6/21/19 19:00	18.295	77.923	349	6/21/19 19:00	18.430	80.206	349	6/21/19 19:00	14.958	89.017
350	6/21/19 19:05	18.549	80.559	350	6/21/19 19:05	18.865	85.014	350	6/21/19 19:05	18.297	77.923	350	6/21/19 19:05	18.433	80.206	350	6/21/19 19:05	14.946	88.833
351	6/21/19 19:10	18.552	80.559	351	6/21/19 19:10	18.867	85.014	351	6/21/19 19:10	18.297	77.923	351	6/21/19 19:10	18.435	80.206	351	6/21/19 19:10	14.960	88.833
352	6/21/19 19:15	18.552	80.559	352	6/21/19 19:15	18.872	85.014	352	6/21/19 19:15	18.299	77.749	352	6/21/19 19:15	18.435	80.206	352	6/21/19 19:15	14.970	88.833
353	6/21/19 19:20	18.554	80.559	353	6/21/19 19:20	18.872	85.014	353	6/21/19 19:20	18.302	77.923	353	6/21/19 19:20	18.438	80.206	353	6/21/19 19:20	15.011	88.833
354	6/21/19 19:25	18.559	80.559	354	6/21/19 19:25	18.877	85.014	354	6/21/19 19:25	18.307	77.923	354	6/21/19 19:25	18.443	80.206	354	6/21/19 19:25	14.992	89.017
355	6/21/19 19:30	18.561	80.559	355	6/21/19 19:30	18.879	85.014	355	6/21/19 19:30	18.310	77.923	355	6/21/19 19:30	18.445	80.206	355	6/21/19 19:30	15.018	88.833
356	6/21/19 19:35	18.566	80.559	356	6/21/19 19:35	18.881	84.834	356	6/21/19 19:35	18.315	77.923	356	6/21/19 19:35	18.450	80.206	356	6/21/19 19:35	15.059	88.833
357	6/21/19 19:40	18.571	80.559	357	6/21/19 19:40	18.889	84.834	357	6/21/19 19:40	18.320	77.923	357	6/21/19 19:40	18.452	80.206	357	6/21/19 19:40	15.056	88.650
358	6/21/19 19:45	18.575	80.559	358	6/21/19 19:45	18.891	84.834	358	6/21/19 19:45	18.320	77.923	358	6/21/19 19:45	18.457	80.206	358	6/21/19 19:45	15.064	88.650
359	6/21/19 19:50	18.580	80.559	359	6/21/19 19:50	18.896	84.834	359	6/21/19 19:50	18.327	77.923	359	6/21/19 19:50	18.459	80.029	359	6/21/19 19:50	15.116	88.466
360	6/21/19 19:55	18.585	80.559	360	6/21/19 19:55	18.906	84.834	360	6/21/19 19:55	18.335	77.923	360	6/21/19 19:55	18.467	80.029	360	6/21/19 19:55	15.140	88.282
361	6/21/19 20:00	18.592	80.559	361	6/21/19 20:00	18.911	84.834	361	6/21/19 20:00	18.340	77.923	361	6/21/19 20:00	18.474	79.853	361	6/21/19 20:00	15.152	88.282
362	6/21/19 20:05	18.599	80.559	362	6/21/19 20:05	18.918	84.834	362	6/21/19 20:05	18.345	77.923	362	6/21/19 20:05	18.479	79.853	362	6/21/19 20:05	15.179	88.282
363	6/21/19 20:10	18.606	80.559	363	6/21/19 20:10	18.925	84.834	363	6/21/19 20:10	18.352	77.923	363	6/21/19 20:10	18.483	79.678	363	6/21/19 20:10	15.253	88.099
364	6/21/19 20:15	18.608	80.559	364	6/21/19 20:15	18.930	84.654	364	6/21/19 20:15	18.357	77.923	364	6/21/19 20:15	18.488	79.502	364	6/21/19 20:15	15.246	88.099
365	6/21/19 20:20	18.618	80.559	365	6/21/19 20:20	18.934	84.654	365	6/21/19 20:20	18.365	77.923	365	6/21/19 20:20	18.492	79.151	365	6/21/19 20:20	15.258	88.099
366	6/21/19 20:25	18.620	80.559	366	6/21/19 20:25	18.942	84.654	366	6/21/19 20:25	18.372	77.923	366	6/21/19 20:25	18.501	78.975	366	6/21/19 20:25	15.229	88.099
367	6/21/19 20:30	18.627	80.559	367	6/21/19 20:30	18.949	84.654	367	6/21/19 20:30	18.377	77.923	367	6/21/19 20:30	18.506	78.800	367	6/21/19 20:30	15.256	88.099
368	6/21/19 20:35	18.634	80.559	368	6/21/19 20:35	18.954	84.654	368	6/21/19 20:35	18.382	77.923	368	6/21/19 20:35	18.511	78.800	368	6/21/19 20:35	15.301	87.915

TABLE 5 - (PAGE 9 OF 39)
LOGGER DATA FOR OW-2, OW-5, OW-9, OW-13 AND NORTHWEST PROVIDENCE CHANNEL
CARNIVAL GRAND PORT
GRAND BAHAMA, BAHAMA ISLANDS

OW-2				OW-5				OW-9				OW-13				Northwest Providence Channel			
Plot Title: 20483953				Plot Title: 20483955				Plot Title: 20266370				Plot Title: 20483956				Plot Title: 20331041			
#	Date Time, GMT-04:00	Abs Pres, psi	Temp, °F	#	Date Time, GMT-04:00	Abs Pres, psi	Temp, °F	#	Date Time, GMT-04:00	Abs Pres, psi	Temp, °F	#	Date Time, GMT-04:00	Abs Pres, psi	Temp, °F	#	Date Time, GMT-04:00	Abs Pres, psi	Temp, °F
369	6/21/19 20:40	18.639	80.559	369	6/21/19 20:40	18.961	84.654	369	6/21/19 20:40	18.389	77.749	369	6/21/19 20:40	18.518	78.624	369	6/21/19 20:40	15.311	87.915
370	6/21/19 20:45	18.644	80.559	370	6/21/19 20:45	18.969	84.654	370	6/21/19 20:45	18.397	77.749	370	6/21/19 20:45	18.525	78.449	370	6/21/19 20:45	15.383	87.915
371	6/21/19 20:50	18.653	80.559	371	6/21/19 20:50	18.975	84.474	371	6/21/19 20:50	18.399	77.749	371	6/21/19 20:50	18.531	78.098	371	6/21/19 20:50	15.383	87.733
372	6/21/19 20:55	18.661	80.559	372	6/21/19 20:55	18.983	84.474	372	6/21/19 20:55	18.409	77.749	372	6/21/19 20:55	18.536	77.923	372	6/21/19 20:55	15.401	88.099
373	6/21/19 21:00	18.665	80.559	373	6/21/19 21:00	18.987	84.474	373	6/21/19 21:00	18.414	77.749	373	6/21/19 21:00	18.543	77.749	373	6/21/19 21:00	15.421	88.282
374	6/21/19 21:05	18.672	80.559	374	6/21/19 21:05	18.994	84.295	374	6/21/19 21:05	18.422	77.749	374	6/21/19 21:05	18.550	77.749	374	6/21/19 21:05	15.494	88.466
375	6/21/19 21:10	18.682	80.559	375	6/21/19 21:10	19.004	84.295	375	6/21/19 21:10	18.429	77.749	375	6/21/19 21:10	18.557	77.749	375	6/21/19 21:10	15.455	88.466
376	6/21/19 21:15	18.691	80.559	376	6/21/19 21:15	19.012	83.935	376	6/21/19 21:15	18.439	77.749	376	6/21/19 21:15	18.565	77.749	376	6/21/19 21:15	15.519	88.466
377	6/21/19 21:20	18.698	80.559	377	6/21/19 21:20	19.017	83.935	377	6/21/19 21:20	18.444	77.749	377	6/21/19 21:20	18.572	77.749	377	6/21/19 21:20	15.521	88.466
378	6/21/19 21:25	18.708	80.559	378	6/21/19 21:25	19.022	83.221	378	6/21/19 21:25	18.455	77.749	378	6/21/19 21:25	18.580	77.749	378	6/21/19 21:25	15.543	88.466
379	6/21/19 21:30	18.713	80.559	379	6/21/19 21:30	19.030	82.686	379	6/21/19 21:30	18.462	77.749	379	6/21/19 21:30	18.587	77.923	379	6/21/19 21:30	15.581	88.282
380	6/21/19 21:35	18.722	80.559	380	6/21/19 21:35	19.037	82.330	380	6/21/19 21:35	18.469	77.749	380	6/21/19 21:35	18.592	77.923	380	6/21/19 21:35	15.586	88.282
381	6/21/19 21:40	18.729	80.559	381	6/21/19 21:40	19.048	81.975	381	6/21/19 21:40	18.479	77.749	381	6/21/19 21:40	18.600	78.098	381	6/21/19 21:40	15.607	88.650
382	6/21/19 21:45	18.739	80.559	382	6/21/19 21:45	19.052	81.797	382	6/21/19 21:45	18.486	77.574	382	6/21/19 21:45	18.610	78.098	382	6/21/19 21:45	15.655	88.650
383	6/21/19 21:50	18.746	80.559	383	6/21/19 21:50	19.058	81.442	383	6/21/19 21:50	18.494	77.574	383	6/21/19 21:50	18.620	78.274	383	6/21/19 21:50	15.674	88.466
384	6/21/19 21:55	18.753	80.559	384	6/21/19 21:55	19.067	81.266	384	6/21/19 21:55	18.504	77.574	384	6/21/19 21:55	18.625	78.274	384	6/21/19 21:55	15.698	88.282
385	6/21/19 22:00	18.762	80.559	385	6/21/19 22:00	19.072	81.090	385	6/21/19 22:00	18.509	77.574	385	6/21/19 22:00	18.632	78.274	385	6/21/19 22:00	15.682	88.099
386	6/21/19 22:05	18.770	80.559	386	6/21/19 22:05	19.078	80.735	386	6/21/19 22:05	18.519	77.574	386	6/21/19 22:05	18.642	78.449	386	6/21/19 22:05	15.730	87.733
387	6/21/19 22:10	18.779	80.559	387	6/21/19 22:10	19.085	80.559	387	6/21/19 22:10	18.524	77.574	387	6/21/19 22:10	18.647	78.449	387	6/21/19 22:10	15.751	87.552
388	6/21/19 22:15	18.789	80.559	388	6/21/19 22:15	19.094	80.382	388	6/21/19 22:15	18.531	77.574	388	6/21/19 22:15	18.655	78.449	388	6/21/19 22:15	15.757	87.733
389	6/21/19 22:20	18.793	80.559	389	6/21/19 22:20	19.103	80.029	389	6/21/19 22:20	18.539	77.574	389	6/21/19 22:20	18.662	78.449	389	6/21/19 22:20	15.766	87.552
390	6/21/19 22:25	18.803	80.559	390	6/21/19 22:25	19.109	79.853	390	6/21/19 22:25	18.549	77.574	390	6/21/19 22:25	18.670	78.449	390	6/21/19 22:25	15.795	87.552
391	6/21/19 22:30	18.810	80.559	391	6/21/19 22:30	19.114	79.678	391	6/21/19 22:30	18.554	77.574	391	6/21/19 22:30	18.682	78.449	391	6/21/19 22:30	15.824	87.552
392	6/21/19 22:35	18.819	80.382	392	6/21/19 22:35	19.123	79.502	392	6/21/19 22:35	18.564	77.574	392	6/21/19 22:35	18.687	78.624	392	6/21/19 22:35	15.832	87.733
393	6/21/19 22:40	18.827	80.559	393	6/21/19 22:40	19.130	79.326	393	6/21/19 22:40	18.571	77.400	393	6/21/19 22:40	18.695	78.624	393	6/21/19 22:40	15.863	87.552
394	6/21/19 22:45	18.833	80.382	394	6/21/19 22:45	19.136	79.151	394	6/21/19 22:45	18.578	77.400	394	6/21/19 22:45	18.697	78.624	394	6/21/19 22:45	15.862	87.368
395	6/21/19 22:50	18.840	80.382	395	6/21/19 22:50	19.143	78.975	395	6/21/19 22:50	18.583	77.400	395	6/21/19 22:50	18.707	78.624	395	6/21/19 22:50	15.867	87.368
396	6/21/19 22:55	18.847	80.382	396	6/21/19 22:55	19.150	78.975	396	6/21/19 22:55	18.591	77.400	396	6/21/19 22:55	18.712	78.624	396	6/21/19 22:55	15.888	87.186
397	6/21/19 23:00	18.855	80.382	397	6/21/19 23:00	19.155	78.800	397	6/21/19 23:00	18.598	77.400	397	6/21/19 23:00	18.719	78.624	397	6/21/19 23:00	15.884	87.186
398	6/21/19 23:05	18.862	80.382	398	6/21/19 23:05	19.159	78.624	398	6/21/19 23:05	18.606	77.400	398	6/21/19 23:05	18.724	78.624	398	6/21/19 23:05	15.930	87.368
399	6/21/19 23:10	18.866	80.382	399	6/21/19 23:10	19.166	78.624	399	6/21/19 23:10	18.611	77.400	399	6/21/19 23:10	18.732	78.800	399	6/21/19 23:10	15.916	87.368
400	6/21/19 23:15	18.871	80.382	400	6/21/19 23:15	19.171	78.449	400	6/21/19 23:15	18.619	77.400	400	6/21/19 23:15	18.734	78.800	400	6/21/19 23:15	15.921	87.368
401	6/21/19 23:20	18.878	80.382	401	6/21/19 23:20	19.177	78.274	401	6/21/19 23:20	18.623	77.400	401	6/21/19 23:20	18.742	78.800	401	6/21/19 23:20	15.947	87.368
402	6/21/19 23:25	18.885	80.382	402	6/21/19 23:25	19.182	78.274	402	6/21/19 23:25	18.626	77.400	402	6/21/19 23:25	18.747	78.800	402	6/21/19 23:25	15.960	87.552
403	6/21/19 23:30	18.893	80.382	403	6/21/19 23:30	19.187	78.098	403	6/21/19 23:30	18.633	77.400	403	6/21/19 23:30	18.754	78.800	403	6/21/19 23:30	15.955	87.368
404	6/21/19 23:35	18.897	80.382	404	6/21/19 23:35	19.194	78.098	404	6/21/19 23:35	18.639	77.400	404	6/21/19 23:35	18.759	78.800	404	6/21/19 23:35	15.947	87.368
405	6/21/19 23:40	18.904	80.382	405	6/21/19 23:40	19.198	77.923	405	6/21/19 23:40	18.645	77.225	405	6/21/19 23:40	18.764	78.800	405	6/21/19 23:40	15.960	87.368
406	6/21/19 23:45	18.909	80.382	406	6/21/19 23:45	19.203	77.923	406	6/21/19 23:45	18.648	77.225	406	6/21/19 23:45	18.764	78.800	406	6/21/19 23:45	15.957	87.186
407	6/21/19 23:50	18.914	80.382	407	6/21/19 23:50	19.207	77.749	407	6/21/19 23:50	18.653	77.225	407	6/21/19 23:50	18.771	78.800	407	6/21/19 23:50	15.972	87.368
408	6/21/19 23:55	18.919	80.382	408	6/21/19 23:55	19.212	77.749	408	6/21/19 23:55	18.658	77.225	408	6/21/19 23:55	18.774	78.800	408	6/21/19 23:55	15.973	87.186
409	6/22/19 0:00	18.923	80.382	409	6/22/19 0:00	19.214	77.574	409	6/22/19 0:00	18.663	77.225	409	6/22/19 0:00	18.779	78.800	409	6/22/19 0:00	15.949	87.004
410	6/22/19 0:05	18.923	80.382	410	6/22/19 0:05	19.217	77.574	410	6/22/19 0:05	18.666	77.225	410	6/22/19 0:05	18.776	78.800	410	6/22/19 0:05	15.949	87.186
411	6/22/19 0:10	18.928	80.382	411	6/22/19 0:10	19.221	77.574	411	6/22/19 0:10	18.670	77.225	411	6/22/19 0:10	18.781	78.800	411	6/22/19 0:10	15.959	87.186
412	6/22/19 0:15	18.933	80.382	412	6/22/19 0:15	19.221	77.400	412	6/22/19 0:15	18.673	77.225	412	6/22/19 0:15	18.781	78.800	412	6/22/19 0:15	15.986	87.186
413	6/22/19 0:20	18.935	80.382	413	6/22/19 0:20	19.223	77.400	413	6/22/19 0:20	18.676	77.225	413	6/22/19 0:20	18.783	78.624	413	6/22/19 0:20	15.969	87.368
414	6/22/19 0:25	18.938	80.382	414	6/22/19 0:25	19.226	77.400	414	6/22/19 0:25	18.678	77.225	414	6/22/19 0:25	18.783	78.624	414	6/22/19 0:25	15.937	87.186

TABLE 5 - (PAGE 10 OF 39)
LOGGER DATA FOR OW-2, OW-5, OW-9, OW-13 AND NORTHWEST PROVIDENCE CHANNEL
CARNIVAL GRAND PORT
GRAND BAHAMA, BAHAMA ISLANDS

OW-2				OW-5				OW-9				OW-13				Northwest Providence Channel			
Plot Title: 20483953				Plot Title: 20483955				Plot Title: 20266370				Plot Title: 20483956				Plot Title: 20331041			
#	Date Time, GMT-04:00	Abs Pres, psi	Temp, °F	#	Date Time, GMT-04:00	Abs Pres, psi	Temp, °F	#	Date Time, GMT-04:00	Abs Pres, psi	Temp, °F	#	Date Time, GMT-04:00	Abs Pres, psi	Temp, °F	#	Date Time, GMT-04:00	Abs Pres, psi	Temp, °F
415	6/22/19 0:30	18.940	80.382	415	6/22/19 0:30	19.228	77.225	415	6/22/19 0:30	18.680	77.225	415	6/22/19 0:30	18.785	78.624	415	6/22/19 0:30	15.903	87.186
416	6/22/19 0:35	18.942	80.382	416	6/22/19 0:35	19.230	77.225	416	6/22/19 0:35	18.683	77.225	416	6/22/19 0:35	18.788	78.624	416	6/22/19 0:35	15.929	87.004
417	6/22/19 0:40	18.945	80.382	417	6/22/19 0:40	19.233	77.225	417	6/22/19 0:40	18.686	77.225	417	6/22/19 0:40	18.790	78.624	417	6/22/19 0:40	15.949	87.004
418	6/22/19 0:45	18.947	80.382	418	6/22/19 0:45	19.233	77.225	418	6/22/19 0:45	18.688	77.225	418	6/22/19 0:45	18.793	78.624	418	6/22/19 0:45	15.948	86.823
419	6/22/19 0:50	18.950	80.382	419	6/22/19 0:50	19.237	77.050	419	6/22/19 0:50	18.690	77.050	419	6/22/19 0:50	18.795	78.624	419	6/22/19 0:50	15.919	86.823
420	6/22/19 0:55	18.952	80.382	420	6/22/19 0:55	19.235	77.050	420	6/22/19 0:55	18.690	77.050	420	6/22/19 0:55	18.795	78.624	420	6/22/19 0:55	15.907	86.823
421	6/22/19 1:00	18.952	80.382	421	6/22/19 1:00	19.237	77.050	421	6/22/19 1:00	18.692	77.050	421	6/22/19 1:00	18.795	78.624	421	6/22/19 1:00	15.863	86.823
422	6/22/19 1:05	18.952	80.382	422	6/22/19 1:05	19.239	77.050	422	6/22/19 1:05	18.692	77.050	422	6/22/19 1:05	18.798	78.624	422	6/22/19 1:05	15.887	86.823
423	6/22/19 1:10	18.954	80.382	423	6/22/19 1:10	19.239	77.050	423	6/22/19 1:10	18.695	77.050	423	6/22/19 1:10	18.798	78.624	423	6/22/19 1:10	15.914	86.823
424	6/22/19 1:15	18.957	80.382	424	6/22/19 1:15	19.237	77.050	424	6/22/19 1:15	18.697	77.050	424	6/22/19 1:15	18.800	78.624	424	6/22/19 1:15	15.840	86.641
425	6/22/19 1:20	18.954	80.382	425	6/22/19 1:20	19.239	76.876	425	6/22/19 1:20	18.697	77.050	425	6/22/19 1:20	18.800	78.624	425	6/22/19 1:20	15.850	86.641
426	6/22/19 1:25	18.954	80.382	426	6/22/19 1:25	19.239	76.876	426	6/22/19 1:25	18.695	77.050	426	6/22/19 1:25	18.800	78.624	426	6/22/19 1:25	15.822	86.823
427	6/22/19 1:30	18.954	80.382	427	6/22/19 1:30	19.236	76.876	427	6/22/19 1:30	18.695	77.050	427	6/22/19 1:30	18.797	78.449	427	6/22/19 1:30	15.846	86.823
428	6/22/19 1:35	18.952	80.382	428	6/22/19 1:35	19.236	76.876	428	6/22/19 1:35	18.692	77.050	428	6/22/19 1:35	18.800	78.449	428	6/22/19 1:35	15.805	86.823
429	6/22/19 1:40	18.952	80.382	429	6/22/19 1:40	19.234	76.876	429	6/22/19 1:40	18.692	77.050	429	6/22/19 1:40	18.797	78.449	429	6/22/19 1:40	15.785	86.823
430	6/22/19 1:45	18.950	80.382	430	6/22/19 1:45	19.231	76.876	430	6/22/19 1:45	18.690	77.050	430	6/22/19 1:45	18.795	78.449	430	6/22/19 1:45	15.766	86.823
431	6/22/19 1:50	18.947	80.382	431	6/22/19 1:50	19.231	76.703	431	6/22/19 1:50	18.690	77.050	431	6/22/19 1:50	18.795	78.449	431	6/22/19 1:50	15.743	86.641
432	6/22/19 1:55	18.947	80.382	432	6/22/19 1:55	19.226	76.703	432	6/22/19 1:55	18.687	77.050	432	6/22/19 1:55	18.795	78.449	432	6/22/19 1:55	15.743	86.641
433	6/22/19 2:00	18.945	80.382	433	6/22/19 2:00	19.226	76.703	433	6/22/19 2:00	18.685	77.050	433	6/22/19 2:00	18.795	78.449	433	6/22/19 2:00	15.702	86.641
434	6/22/19 2:05	18.940	80.382	434	6/22/19 2:05	19.221	76.703	434	6/22/19 2:05	18.682	77.050	434	6/22/19 2:05	18.792	78.449	434	6/22/19 2:05	15.697	86.641
435	6/22/19 2:10	18.940	80.382	435	6/22/19 2:10	19.219	76.703	435	6/22/19 2:10	18.677	77.050	435	6/22/19 2:10	18.790	78.449	435	6/22/19 2:10	15.658	86.641
436	6/22/19 2:15	18.935	80.382	436	6/22/19 2:15	19.214	76.703	436	6/22/19 2:15	18.677	77.050	436	6/22/19 2:15	18.788	78.449	436	6/22/19 2:15	15.632	86.641
437	6/22/19 2:20	18.931	80.382	437	6/22/19 2:20	19.211	76.703	437	6/22/19 2:20	18.670	77.050	437	6/22/19 2:20	18.785	78.449	437	6/22/19 2:20	15.617	86.641
438	6/22/19 2:25	18.923	80.382	438	6/22/19 2:25	19.207	76.703	438	6/22/19 2:25	18.667	77.050	438	6/22/19 2:25	18.783	78.449	438	6/22/19 2:25	15.612	86.459
439	6/22/19 2:30	18.923	80.382	439	6/22/19 2:30	19.199	76.703	439	6/22/19 2:30	18.660	77.050	439	6/22/19 2:30	18.778	78.449	439	6/22/19 2:30	15.563	86.459
440	6/22/19 2:35	18.919	80.382	440	6/22/19 2:35	19.197	76.703	440	6/22/19 2:35	18.655	77.050	440	6/22/19 2:35	18.775	78.449	440	6/22/19 2:35	15.543	86.277
441	6/22/19 2:40	18.912	80.382	441	6/22/19 2:40	19.192	76.703	441	6/22/19 2:40	18.650	77.050	441	6/22/19 2:40	18.773	78.449	441	6/22/19 2:40	15.553	86.277
442	6/22/19 2:45	18.904	80.382	442	6/22/19 2:45	19.190	76.703	442	6/22/19 2:45	18.647	77.050	442	6/22/19 2:45	18.768	78.449	442	6/22/19 2:45	15.521	86.277
443	6/22/19 2:50	18.902	80.382	443	6/22/19 2:50	19.179	76.528	443	6/22/19 2:50	18.640	77.050	443	6/22/19 2:50	18.765	78.274	443	6/22/19 2:50	15.480	86.277
444	6/22/19 2:55	18.895	80.382	444	6/22/19 2:55	19.174	76.528	444	6/22/19 2:55	18.632	77.050	444	6/22/19 2:55	18.758	78.274	444	6/22/19 2:55	15.465	86.097
445	6/22/19 3:00	18.888	80.382	445	6/22/19 3:00	19.170	76.528	445	6/22/19 3:00	18.627	77.050	445	6/22/19 3:00	18.758	78.274	445	6/22/19 3:00	15.443	86.097
446	6/22/19 3:05	18.878	80.382	446	6/22/19 3:05	19.162	76.528	446	6/22/19 3:05	18.620	77.050	446	6/22/19 3:05	18.753	78.274	446	6/22/19 3:05	15.419	86.097
447	6/22/19 3:10	18.874	80.382	447	6/22/19 3:10	19.155	76.528	447	6/22/19 3:10	18.615	77.050	447	6/22/19 3:10	18.748	78.274	447	6/22/19 3:10	15.426	86.097
448	6/22/19 3:15	18.866	80.382	448	6/22/19 3:15	19.153	76.528	448	6/22/19 3:15	18.610	77.050	448	6/22/19 3:15	18.746	78.624	448	6/22/19 3:15	15.387	85.915
449	6/22/19 3:20	18.862	80.382	449	6/22/19 3:20	19.143	76.528	449	6/22/19 3:20	18.602	77.050	449	6/22/19 3:20	18.741	78.624	449	6/22/19 3:20	15.343	85.915
450	6/22/19 3:25	18.855	80.382	450	6/22/19 3:25	19.138	76.528	450	6/22/19 3:25	18.595	77.050	450	6/22/19 3:25	18.734	78.624	450	6/22/19 3:25	15.341	85.915
451	6/22/19 3:30	18.847	80.382	451	6/22/19 3:30	19.131	76.528	451	6/22/19 3:30	18.590	77.050	451	6/22/19 3:30	18.727	78.800	451	6/22/19 3:30	15.299	85.735
452	6/22/19 3:35	18.840	80.382	452	6/22/19 3:35	19.126	76.528	452	6/22/19 3:35	18.585	77.050	452	6/22/19 3:35	18.719	78.800	452	6/22/19 3:35	15.277	85.554
453	6/22/19 3:40	18.836	80.382	453	6/22/19 3:40	19.118	76.528	453	6/22/19 3:40	18.575	77.050	453	6/22/19 3:40	18.717	78.975	453	6/22/19 3:40	15.235	85.374
454	6/22/19 3:45	18.828	80.382	454	6/22/19 3:45	19.111	76.528	454	6/22/19 3:45	18.570	77.050	454	6/22/19 3:45	18.710	78.975	454	6/22/19 3:45	15.240	85.374
455	6/22/19 3:50	18.819	80.382	455	6/22/19 3:50	19.106	76.528	455	6/22/19 3:50	18.562	77.050	455	6/22/19 3:50	18.703	78.975	455	6/22/19 3:50	15.196	85.374
456	6/22/19 3:55	18.812	80.382	456	6/22/19 3:55	19.097	76.528	456	6/22/19 3:55	18.552	77.050	456	6/22/19 3:55	18.696	79.151	456	6/22/19 3:55	15.175	85.374
457	6/22/19 4:00	18.805	80.382	457	6/22/19 4:00	19.089	76.528	457	6/22/19 4:00	18.547	77.050	457	6/22/19 4:00	18.688	79.151	457	6/22/19 4:00	15.180	85.554
458	6/22/19 4:05	18.795	80.382	458	6/22/19 4:05	19.084	76.528	458	6/22/19 4:05	18.539	77.050	458	6/22/19 4:05	18.681	79.326	458	6/22/19 4:05	15.131	85.374
459	6/22/19 4:10	18.790	80.382	459	6/22/19 4:10	19.077	76.528	459	6/22/19 4:10	18.534	77.050	459	6/22/19 4:10	18.674	79.326	459	6/22/19 4:10	15.143	85.194
460	6/22/19 4:15	18.783	80.382	460	6/22/19 4:15	19.070	76.528	460	6/22/19 4:15	18.524	77.050	460	6/22/19 4:15	18.669	79.326	460	6/22/19 4:15	15.104	85.374

TABLE 5 - (PAGE 11 OF 39)
LOGGER DATA FOR OW-2, OW-5, OW-9, OW-13 AND NORTHWEST PROVIDENCE CHANNEL
CARNIVAL GRAND PORT
GRAND BAHAMA, BAHAMA ISLANDS

OW-2				OW-5				OW-9				OW-13				Northwest Providence Channel			
Plot Title: 20483953				Plot Title: 20483955				Plot Title: 20266370				Plot Title: 20483956				Plot Title: 20331041			
#	Date Time, GMT-04:00	Abs Pres, psi	Temp, °F	#	Date Time, GMT-04:00	Abs Pres, psi	Temp, °F	#	Date Time, GMT-04:00	Abs Pres, psi	Temp, °F	#	Date Time, GMT-04:00	Abs Pres, psi	Temp, °F	#	Date Time, GMT-04:00	Abs Pres, psi	Temp, °F
461	6/22/19 4:20	18.776	80.382	461	6/22/19 4:20	19.063	76.528	461	6/22/19 4:20	18.514	77.050	461	6/22/19 4:20	18.662	79.326	461	6/22/19 4:20	15.097	85.374
462	6/22/19 4:25	18.769	80.382	462	6/22/19 4:25	19.058	76.528	462	6/22/19 4:25	18.512	77.050	462	6/22/19 4:25	18.655	79.502	462	6/22/19 4:25	15.085	85.374
463	6/22/19 4:30	18.762	80.382	463	6/22/19 4:30	19.050	76.528	463	6/22/19 4:30	18.502	77.050	463	6/22/19 4:30	18.647	79.502	463	6/22/19 4:30	15.027	85.374
464	6/22/19 4:35	18.753	80.382	464	6/22/19 4:35	19.045	76.528	464	6/22/19 4:35	18.494	77.050	464	6/22/19 4:35	18.640	79.502	464	6/22/19 4:35	15.025	85.374
465	6/22/19 4:40	18.745	80.382	465	6/22/19 4:40	19.038	76.528	465	6/22/19 4:40	18.487	77.050	465	6/22/19 4:40	18.636	79.678	465	6/22/19 4:40	15.010	85.374
466	6/22/19 4:45	18.738	80.382	466	6/22/19 4:45	19.031	76.528	466	6/22/19 4:45	18.482	77.050	466	6/22/19 4:45	18.626	79.678	466	6/22/19 4:45	14.980	85.194
467	6/22/19 4:50	18.734	80.382	467	6/22/19 4:50	19.026	76.528	467	6/22/19 4:50	18.472	77.050	467	6/22/19 4:50	18.621	79.678	467	6/22/19 4:50	15.002	85.014
468	6/22/19 4:55	18.724	80.382	468	6/22/19 4:55	19.019	76.528	468	6/22/19 4:55	18.467	77.050	468	6/22/19 4:55	18.611	79.678	468	6/22/19 4:55	14.975	85.014
469	6/22/19 5:00	18.717	80.382	469	6/22/19 5:00	19.014	76.528	469	6/22/19 5:00	18.460	77.225	469	6/22/19 5:00	18.606	79.678	469	6/22/19 5:00	14.943	84.834
470	6/22/19 5:05	18.710	80.382	470	6/22/19 5:05	19.007	76.703	470	6/22/19 5:05	18.452	77.225	470	6/22/19 5:05	18.601	79.853	470	6/22/19 5:05	14.921	84.654
471	6/22/19 5:10	18.703	80.382	471	6/22/19 5:10	19.002	76.703	471	6/22/19 5:10	18.445	77.225	471	6/22/19 5:10	18.594	79.853	471	6/22/19 5:10	14.935	84.474
472	6/22/19 5:15	18.696	80.382	472	6/22/19 5:15	18.995	76.703	472	6/22/19 5:15	18.440	77.225	472	6/22/19 5:15	18.587	79.853	472	6/22/19 5:15	14.937	84.295
473	6/22/19 5:20	18.691	80.382	473	6/22/19 5:20	18.992	76.703	473	6/22/19 5:20	18.435	77.225	473	6/22/19 5:20	18.582	79.853	473	6/22/19 5:20	14.886	84.295
474	6/22/19 5:25	18.686	80.382	474	6/22/19 5:25	18.985	76.703	474	6/22/19 5:25	18.427	77.225	474	6/22/19 5:25	18.577	79.853	474	6/22/19 5:25	14.888	84.115
475	6/22/19 5:30	18.681	80.382	475	6/22/19 5:30	18.981	76.876	475	6/22/19 5:30	18.422	77.225	475	6/22/19 5:30	18.570	80.029	475	6/22/19 5:30	14.880	83.935
476	6/22/19 5:35	18.674	80.382	476	6/22/19 5:35	18.972	77.050	476	6/22/19 5:35	18.417	77.225	476	6/22/19 5:35	18.565	80.029	476	6/22/19 5:35	14.873	83.935
477	6/22/19 5:40	18.670	80.382	477	6/22/19 5:40	18.967	77.050	477	6/22/19 5:40	18.413	77.400	477	6/22/19 5:40	18.560	80.029	477	6/22/19 5:40	14.864	84.115
478	6/22/19 5:45	18.665	80.382	478	6/22/19 5:45	18.962	77.225	478	6/22/19 5:45	18.408	77.400	478	6/22/19 5:45	18.553	80.029	478	6/22/19 5:45	14.867	84.295
479	6/22/19 5:50	18.658	80.382	479	6/22/19 5:50	18.960	77.225	479	6/22/19 5:50	18.401	77.400	479	6/22/19 5:50	18.550	80.029	479	6/22/19 5:50	14.859	84.295
480	6/22/19 5:55	18.655	80.382	480	6/22/19 5:55	18.958	77.400	480	6/22/19 5:55	18.398	77.400	480	6/22/19 5:55	18.545	80.029	480	6/22/19 5:55	14.857	84.474
481	6/22/19 6:00	18.651	80.382	481	6/22/19 6:00	18.951	77.400	481	6/22/19 6:00	18.393	77.400	481	6/22/19 6:00	18.538	80.029	481	6/22/19 6:00	14.848	84.474
482	6/22/19 6:05	18.648	80.382	482	6/22/19 6:05	18.948	77.400	482	6/22/19 6:05	18.391	77.400	482	6/22/19 6:05	18.538	80.206	482	6/22/19 6:05	14.848	84.474
483	6/22/19 6:10	18.641	80.382	483	6/22/19 6:10	18.946	77.400	483	6/22/19 6:10	18.385	77.400	483	6/22/19 6:10	18.531	80.206	483	6/22/19 6:10	14.848	84.474
484	6/22/19 6:15	18.639	80.382	484	6/22/19 6:15	18.939	77.574	484	6/22/19 6:15	18.383	77.400	484	6/22/19 6:15	18.529	80.206	484	6/22/19 6:15	14.846	84.654
485	6/22/19 6:20	18.636	80.382	485	6/22/19 6:20	18.934	77.574	485	6/22/19 6:20	18.381	77.400	485	6/22/19 6:20	18.526	80.206	485	6/22/19 6:20	14.844	84.654
486	6/22/19 6:25	18.634	80.382	486	6/22/19 6:25	18.934	77.574	486	6/22/19 6:25	18.375	77.400	486	6/22/19 6:25	18.524	80.206	486	6/22/19 6:25	14.826	84.474
487	6/22/19 6:30	18.627	80.382	487	6/22/19 6:30	18.929	77.574	487	6/22/19 6:30	18.373	77.400	487	6/22/19 6:30	18.519	80.206	487	6/22/19 6:30	14.851	84.654
488	6/22/19 6:35	18.623	80.559	488	6/22/19 6:35	18.927	77.574	488	6/22/19 6:35	18.371	77.400	488	6/22/19 6:35	18.516	80.206	488	6/22/19 6:35	14.844	84.654
489	6/22/19 6:40	18.623	80.559	489	6/22/19 6:40	18.925	77.574	489	6/22/19 6:40	18.366	77.574	489	6/22/19 6:40	18.511	80.206	489	6/22/19 6:40	14.860	84.654
490	6/22/19 6:45	18.618	80.559	490	6/22/19 6:45	18.922	77.574	490	6/22/19 6:45	18.364	77.574	490	6/22/19 6:45	18.509	80.206	490	6/22/19 6:45	14.860	84.654
491	6/22/19 6:50	18.618	80.559	491	6/22/19 6:50	18.920	77.574	491	6/22/19 6:50	18.364	77.574	491	6/22/19 6:50	18.506	80.206	491	6/22/19 6:50	14.853	84.654
492	6/22/19 6:55	18.618	80.559	492	6/22/19 6:55	18.920	77.574	492	6/22/19 6:55	18.361	77.574	492	6/22/19 6:55	18.504	80.206	492	6/22/19 6:55	14.851	84.834
493	6/22/19 7:00	18.615	80.559	493	6/22/19 7:00	18.917	77.574	493	6/22/19 7:00	18.359	77.574	493	6/22/19 7:00	18.501	80.206	493	6/22/19 7:00	14.868	84.834
494	6/22/19 7:05	18.613	80.559	494	6/22/19 7:05	18.918	77.749	494	6/22/19 7:05	18.356	77.574	494	6/22/19 7:05	18.501	80.206	494	6/22/19 7:05	14.863	84.834
495	6/22/19 7:10	18.611	80.559	495	6/22/19 7:10	18.915	77.749	495	6/22/19 7:10	18.356	77.574	495	6/22/19 7:10	18.499	80.206	495	6/22/19 7:10	14.895	84.834
496	6/22/19 7:15	18.611	80.559	496	6/22/19 7:15	18.913	77.749	496	6/22/19 7:15	18.356	77.574	496	6/22/19 7:15	18.499	80.206	496	6/22/19 7:15	14.887	84.834
497	6/22/19 7:20	18.608	80.559	497	6/22/19 7:20	18.915	77.749	497	6/22/19 7:20	18.356	77.574	497	6/22/19 7:20	18.497	80.382	497	6/22/19 7:20	14.895	85.014
498	6/22/19 7:25	18.611	80.559	498	6/22/19 7:25	18.915	77.749	498	6/22/19 7:25	18.356	77.574	498	6/22/19 7:25	18.495	80.382	498	6/22/19 7:25	14.900	84.834
499	6/22/19 7:30	18.611	80.559	499	6/22/19 7:30	18.915	77.749	499	6/22/19 7:30	18.354	77.574	499	6/22/19 7:30	18.497	80.382	499	6/22/19 7:30	14.917	85.014
500	6/22/19 7:35	18.611	80.559	500	6/22/19 7:35	18.915	77.749	500	6/22/19 7:35	18.356	77.574	500	6/22/19 7:35	18.495	80.382	500	6/22/19 7:35	14.927	85.014
501	6/22/19 7:40	18.611	80.559	501	6/22/19 7:40	18.918	77.749	501	6/22/19 7:40	18.359	77.574	501	6/22/19 7:40	18.495	80.382	501	6/22/19 7:40	14.953	85.014
502	6/22/19 7:45	18.613	80.559	502	6/22/19 7:45	18.915	77.749	502	6/22/19 7:45	18.359	77.574	502	6/22/19 7:45	18.497	80.206	502	6/22/19 7:45	14.972	84.834
503	6/22/19 7:50	18.613	80.559	503	6/22/19 7:50	18.916	77.923	503	6/22/19 7:50	18.359	77.574	503	6/22/19 7:50	18.497	80.382	503	6/22/19 7:50	14.950	84.834
504	6/22/19 7:55	18.615	80.559	504	6/22/19 7:55	18.921	77.923	504	6/22/19 7:55	18.361	77.574	504	6/22/19 7:55	18.499	80.382	504	6/22/19 7:55	14.979	84.834
505	6/22/19 8:00	18.615	80.559	505	6/22/19 8:00	18.921	77.923	505	6/22/19 8:00	18.361	77.574	505	6/22/19 8:00	18.499	80.382	505	6/22/19 8:00	14.994	85.014
506	6/22/19 8:05	18.615	80.559	506	6/22/19 8:05	18.923	77.923	506	6/22/19 8:05	18.361	77.574	506	6/22/19 8:05	18.499	80.382	506	6/22/19 8:05	15.019	85.014

TABLE 5 - (PAGE 12 OF 39)
LOGGER DATA FOR OW-2, OW-5, OW-9, OW-13 AND NORTHWEST PROVIDENCE CHANNEL
CARNIVAL GRAND PORT
GRAND BAHAMA, BAHAMA ISLANDS

OW-2				OW-5				OW-9				OW-13				Northwest Providence Channel			
Plot Title: 20483953				Plot Title: 20483955				Plot Title: 20266370				Plot Title: 20483956				Plot Title: 20331041			
#	Date Time, GMT-04:00	Abs Pres, psi	Temp, °F	#	Date Time, GMT-04:00	Abs Pres, psi	Temp, °F	#	Date Time, GMT-04:00	Abs Pres, psi	Temp, °F	#	Date Time, GMT-04:00	Abs Pres, psi	Temp, °F	#	Date Time, GMT-04:00	Abs Pres, psi	Temp, °F
507	6/22/19 8:10	18.618	80.559	507	6/22/19 8:10	18.926	78.098	507	6/22/19 8:10	18.366	77.574	507	6/22/19 8:10	18.502	80.382	507	6/22/19 8:10	15.009	85.014
508	6/22/19 8:15	18.618	80.559	508	6/22/19 8:15	18.926	78.098	508	6/22/19 8:15	18.366	77.574	508	6/22/19 8:15	18.499	80.382	508	6/22/19 8:15	15.043	85.014
509	6/22/19 8:20	18.623	80.559	509	6/22/19 8:20	18.929	78.098	509	6/22/19 8:20	18.369	77.574	509	6/22/19 8:20	18.501	80.206	509	6/22/19 8:20	15.030	84.834
510	6/22/19 8:25	18.625	80.559	510	6/22/19 8:25	18.932	78.274	510	6/22/19 8:25	18.369	77.749	510	6/22/19 8:25	18.504	80.382	510	6/22/19 8:25	15.052	84.834
511	6/22/19 8:30	18.627	80.559	511	6/22/19 8:30	18.936	78.274	511	6/22/19 8:30	18.372	77.749	511	6/22/19 8:30	18.507	80.382	511	6/22/19 8:30	15.062	84.834
512	6/22/19 8:35	18.627	80.559	512	6/22/19 8:35	18.939	78.274	512	6/22/19 8:35	18.374	77.749	512	6/22/19 8:35	18.507	80.382	512	6/22/19 8:35	15.069	84.834
513	6/22/19 8:40	18.632	80.559	513	6/22/19 8:40	18.942	78.449	513	6/22/19 8:40	18.377	77.749	513	6/22/19 8:40	18.512	80.382	513	6/22/19 8:40	15.118	85.014
514	6/22/19 8:45	18.637	80.559	514	6/22/19 8:45	18.947	78.449	514	6/22/19 8:45	18.382	77.749	514	6/22/19 8:45	18.514	80.382	514	6/22/19 8:45	15.081	84.834
515	6/22/19 8:50	18.637	80.559	515	6/22/19 8:50	18.952	78.624	515	6/22/19 8:50	18.384	77.749	515	6/22/19 8:50	18.517	80.382	515	6/22/19 8:50	15.178	84.834
516	6/22/19 8:55	18.642	80.559	516	6/22/19 8:55	18.955	78.624	516	6/22/19 8:55	18.387	77.749	516	6/22/19 8:55	18.517	80.382	516	6/22/19 8:55	15.137	84.834
517	6/22/19 9:00	18.649	80.559	517	6/22/19 9:00	18.959	78.624	517	6/22/19 9:00	18.392	77.749	517	6/22/19 9:00	18.522	80.382	517	6/22/19 9:00	15.195	84.834
518	6/22/19 9:05	18.653	80.559	518	6/22/19 9:05	18.962	78.800	518	6/22/19 9:05	18.397	77.749	518	6/22/19 9:05	18.527	80.382	518	6/22/19 9:05	15.215	85.014
519	6/22/19 9:10	18.661	80.559	519	6/22/19 9:10	18.967	78.800	519	6/22/19 9:10	18.402	77.749	519	6/22/19 9:10	18.529	80.206	519	6/22/19 9:10	15.236	85.014
520	6/22/19 9:15	18.663	80.559	520	6/22/19 9:15	18.975	78.975	520	6/22/19 9:15	18.407	77.749	520	6/22/19 9:15	18.534	80.206	520	6/22/19 9:15	15.183	85.014
521	6/22/19 9:20	18.672	80.559	521	6/22/19 9:20	18.980	78.975	521	6/22/19 9:20	18.412	77.749	521	6/22/19 9:20	18.541	80.029	521	6/22/19 9:20	15.242	85.194
522	6/22/19 9:25	18.675	80.559	522	6/22/19 9:25	18.985	79.151	522	6/22/19 9:25	18.419	77.749	522	6/22/19 9:25	18.545	79.853	522	6/22/19 9:25	15.322	85.194
523	6/22/19 9:30	18.679	80.559	523	6/22/19 9:30	18.990	79.151	523	6/22/19 9:30	18.422	77.749	523	6/22/19 9:30	18.548	80.029	523	6/22/19 9:30	15.327	85.194
524	6/22/19 9:35	18.684	80.559	524	6/22/19 9:35	18.998	79.326	524	6/22/19 9:35	18.424	77.749	524	6/22/19 9:35	18.555	80.029	524	6/22/19 9:35	15.269	85.374
525	6/22/19 9:40	18.691	80.559	525	6/22/19 9:40	19.003	79.326	525	6/22/19 9:40	18.432	77.749	525	6/22/19 9:40	18.559	79.678	525	6/22/19 9:40	15.346	85.374
526	6/22/19 9:45	18.696	80.559	526	6/22/19 9:45	19.011	79.502	526	6/22/19 9:45	18.437	77.749	526	6/22/19 9:45	18.564	79.502	526	6/22/19 9:45	15.415	85.554
527	6/22/19 9:50	18.703	80.559	527	6/22/19 9:50	19.013	79.502	527	6/22/19 9:50	18.442	77.749	527	6/22/19 9:50	18.571	79.502	527	6/22/19 9:50	15.347	85.554
528	6/22/19 9:55	18.710	80.559	528	6/22/19 9:55	19.023	79.502	528	6/22/19 9:55	18.449	77.749	528	6/22/19 9:55	18.576	79.502	528	6/22/19 9:55	15.396	85.735
529	6/22/19 10:00	18.715	80.559	529	6/22/19 10:00	19.028	79.502	529	6/22/19 10:00	18.455	77.749	529	6/22/19 10:00	18.583	79.502	529	6/22/19 10:00	15.409	85.915
530	6/22/19 10:05	18.722	80.559	530	6/22/19 10:05	19.035	79.502	530	6/22/19 10:05	18.459	77.749	530	6/22/19 10:05	18.588	79.326	530	6/22/19 10:05	15.467	86.097
531	6/22/19 10:10	18.725	80.559	531	6/22/19 10:10	19.037	79.326	531	6/22/19 10:10	18.465	77.749	531	6/22/19 10:10	18.592	79.151	531	6/22/19 10:10	15.477	86.097
532	6/22/19 10:15	18.732	80.559	532	6/22/19 10:15	19.039	79.326	532	6/22/19 10:15	18.472	77.749	532	6/22/19 10:15	18.597	79.151	532	6/22/19 10:15	15.424	86.097
533	6/22/19 10:20	18.736	80.559	533	6/22/19 10:20	19.044	79.151	533	6/22/19 10:20	18.477	77.749	533	6/22/19 10:20	18.602	79.151	533	6/22/19 10:20	15.453	86.097
534	6/22/19 10:25	18.739	80.559	534	6/22/19 10:25	19.048	78.975	534	6/22/19 10:25	18.479	77.574	534	6/22/19 10:25	18.604	78.975	534	6/22/19 10:25	15.502	86.277
535	6/22/19 10:30	18.744	80.559	535	6/22/19 10:30	19.049	78.624	535	6/22/19 10:30	18.484	77.574	535	6/22/19 10:30	18.609	78.975	535	6/22/19 10:30	15.442	86.459
536	6/22/19 10:35	18.746	80.559	536	6/22/19 10:35	19.051	78.449	536	6/22/19 10:35	18.486	77.574	536	6/22/19 10:35	18.614	78.800	536	6/22/19 10:35	15.542	86.641
537	6/22/19 10:40	18.751	80.559	537	6/22/19 10:40	19.056	78.274	537	6/22/19 10:40	18.489	77.574	537	6/22/19 10:40	18.621	78.800	537	6/22/19 10:40	15.479	86.641
538	6/22/19 10:45	18.755	80.559	538	6/22/19 10:45	19.058	78.098	538	6/22/19 10:45	18.494	77.574	538	6/22/19 10:45	18.621	78.624	538	6/22/19 10:45	15.518	86.641
539	6/22/19 10:50	18.760	80.559	539	6/22/19 10:50	19.065	78.098	539	6/22/19 10:50	18.499	77.574	539	6/22/19 10:50	18.625	78.449	539	6/22/19 10:50	15.516	86.823
540	6/22/19 10:55	18.765	80.559	540	6/22/19 10:55	19.067	77.923	540	6/22/19 10:55	18.501	77.574	540	6/22/19 10:55	18.628	78.449	540	6/22/19 10:55	15.584	87.004
541	6/22/19 11:00	18.769	80.382	541	6/22/19 11:00	19.071	77.749	541	6/22/19 11:00	18.506	77.574	541	6/22/19 11:00	18.630	78.274	541	6/22/19 11:00	15.619	87.186
542	6/22/19 11:05	18.772	80.559	542	6/22/19 11:05	19.074	77.749	542	6/22/19 11:05	18.509	77.574	542	6/22/19 11:05	18.639	78.098	542	6/22/19 11:05	15.581	87.368
543	6/22/19 11:10	18.776	80.382	543	6/22/19 11:10	19.078	77.574	543	6/22/19 11:10	18.514	77.574	543	6/22/19 11:10	18.639	77.923	543	6/22/19 11:10	15.559	87.368
544	6/22/19 11:15	18.781	80.382	544	6/22/19 11:15	19.083	77.574	544	6/22/19 11:15	18.519	77.574	544	6/22/19 11:15	18.646	77.749	544	6/22/19 11:15	15.608	87.552
545	6/22/19 11:20	18.786	80.559	545	6/22/19 11:20	19.085	77.400	545	6/22/19 11:20	18.521	77.574	545	6/22/19 11:20	18.651	77.749	545	6/22/19 11:20	15.570	87.733
546	6/22/19 11:25	18.789	80.559	546	6/22/19 11:25	19.092	77.400	546	6/22/19 11:25	18.529	77.574	546	6/22/19 11:25	18.656	77.749	546	6/22/19 11:25	15.618	87.733
547	6/22/19 11:30	18.790	80.382	547	6/22/19 11:30	19.094	77.225	547	6/22/19 11:30	18.531	77.574	547	6/22/19 11:30	18.661	77.749	547	6/22/19 11:30	15.609	87.915
548	6/22/19 11:35	18.795	80.382	548	6/22/19 11:35	19.096	77.225	548	6/22/19 11:35	18.536	77.400	548	6/22/19 11:35	18.661	77.749	548	6/22/19 11:35	15.646	88.099
549	6/22/19 11:40	18.800	80.382	549	6/22/19 11:40	19.101	77.225	549	6/22/19 11:40	18.536	77.400	549	6/22/19 11:40	18.668	77.749	549	6/22/19 11:40	15.605	88.282
550	6/22/19 11:45	18.802	80.382	550	6/22/19 11:45	19.101	77.050	550	6/22/19 11:45	18.541	77.400	550	6/22/19 11:45	18.670	77.749	550	6/22/19 11:45	15.628	88.466
551	6/22/19 11:50	18.807	80.382	551	6/22/19 11:50	19.105	77.050	551	6/22/19 11:50	18.546	77.400	551	6/22/19 11:50	18.670	77.749	551	6/22/19 11:50	15.633	88.650
552	6/22/19 11:55	18.812	80.382	552	6/22/19 11:55	19.108	77.050	552	6/22/19 11:55	18.548	77.400	552	6/22/19 11:55	18.675	77.749	552	6/22/19 11:55	15.662	88.650

TABLE 5 - (PAGE 13 OF 39)
LOGGER DATA FOR OW-2, OW-5, OW-9, OW-13 AND NORTHWEST PROVIDENCE CHANNEL
CARNIVAL GRAND PORT
GRAND BAHAMA, BAHAMA ISLANDS

OW-2				OW-5				OW-9				OW-13				Northwest Providence Channel			
Plot Title: 20483953				Plot Title: 20483955				Plot Title: 20266370				Plot Title: 20483956				Plot Title: 20331041			
#	Date Time, GMT-04:00	Abs Pres, psi	Temp, °F	#	Date Time, GMT-04:00	Abs Pres, psi	Temp, °F	#	Date Time, GMT-04:00	Abs Pres, psi	Temp, °F	#	Date Time, GMT-04:00	Abs Pres, psi	Temp, °F	#	Date Time, GMT-04:00	Abs Pres, psi	Temp, °F
553	6/22/19 12:00	18.814	80.382	553	6/22/19 12:00	19.115	76.876	553	6/22/19 12:00	18.553	77.400	553	6/22/19 12:00	18.678	77.749	553	6/22/19 12:00	15.643	88.650
554	6/22/19 12:05	18.819	80.382	554	6/22/19 12:05	19.117	76.876	554	6/22/19 12:05	18.556	77.400	554	6/22/19 12:05	18.681	77.923	554	6/22/19 12:05	15.696	88.650
555	6/22/19 12:10	18.824	80.382	555	6/22/19 12:10	19.120	76.876	555	6/22/19 12:10	18.561	77.400	555	6/22/19 12:10	18.688	77.923	555	6/22/19 12:10	15.706	88.650
556	6/22/19 12:15	18.826	80.382	556	6/22/19 12:15	19.122	76.876	556	6/22/19 12:15	18.563	77.400	556	6/22/19 12:15	18.690	77.923	556	6/22/19 12:15	15.657	88.650
557	6/22/19 12:20	18.831	80.382	557	6/22/19 12:20	19.124	76.876	557	6/22/19 12:20	18.566	77.400	557	6/22/19 12:20	18.693	77.923	557	6/22/19 12:20	15.716	88.650
558	6/22/19 12:25	18.833	80.382	558	6/22/19 12:25	19.129	76.876	558	6/22/19 12:25	18.568	77.400	558	6/22/19 12:25	18.696	78.098	558	6/22/19 12:25	15.687	88.650
559	6/22/19 12:30	18.836	80.382	559	6/22/19 12:30	19.129	76.703	559	6/22/19 12:30	18.571	77.400	559	6/22/19 12:30	18.698	78.098	559	6/22/19 12:30	15.697	88.833
560	6/22/19 12:35	18.838	80.382	560	6/22/19 12:35	19.136	76.703	560	6/22/19 12:35	18.576	77.400	560	6/22/19 12:35	18.701	78.274	560	6/22/19 12:35	15.651	88.833
561	6/22/19 12:40	18.843	80.382	561	6/22/19 12:40	19.136	76.703	561	6/22/19 12:40	18.578	77.400	561	6/22/19 12:40	18.706	78.274	561	6/22/19 12:40	15.690	88.833
562	6/22/19 12:45	18.845	80.382	562	6/22/19 12:45	19.136	76.703	562	6/22/19 12:45	18.581	77.400	562	6/22/19 12:45	18.706	78.449	562	6/22/19 12:45	15.660	88.650
563	6/22/19 12:50	18.847	80.382	563	6/22/19 12:50	19.139	76.703	563	6/22/19 12:50	18.583	77.400	563	6/22/19 12:50	18.711	78.449	563	6/22/19 12:50	15.674	88.650
564	6/22/19 12:55	18.850	80.382	564	6/22/19 12:55	19.141	76.703	564	6/22/19 12:55	18.586	77.400	564	6/22/19 12:55	18.711	78.449	564	6/22/19 12:55	15.657	88.650
565	6/22/19 13:00	18.850	80.382	565	6/22/19 13:00	19.143	76.703	565	6/22/19 13:00	18.585	77.225	565	6/22/19 13:00	18.711	78.449	565	6/22/19 13:00	15.667	88.650
566	6/22/19 13:05	18.852	80.382	566	6/22/19 13:05	19.143	76.528	566	6/22/19 13:05	18.583	77.225	566	6/22/19 13:05	18.714	78.449	566	6/22/19 13:05	15.644	88.833
567	6/22/19 13:10	18.855	80.382	567	6/22/19 13:10	19.143	76.528	567	6/22/19 13:10	18.585	77.225	567	6/22/19 13:10	18.717	78.624	567	6/22/19 13:10	15.651	89.017
568	6/22/19 13:15	18.855	80.382	568	6/22/19 13:15	19.145	76.528	568	6/22/19 13:15	18.588	77.225	568	6/22/19 13:15	18.717	78.624	568	6/22/19 13:15	15.686	89.200
569	6/22/19 13:20	18.857	80.382	569	6/22/19 13:20	19.145	76.528	569	6/22/19 13:20	18.590	77.225	569	6/22/19 13:20	18.719	78.624	569	6/22/19 13:20	15.686	89.384
570	6/22/19 13:25	18.857	80.382	570	6/22/19 13:25	19.145	76.528	570	6/22/19 13:25	18.588	77.225	570	6/22/19 13:25	18.719	78.624	570	6/22/19 13:25	15.641	89.569
571	6/22/19 13:30	18.859	80.382	571	6/22/19 13:30	19.145	76.528	571	6/22/19 13:30	18.590	77.225	571	6/22/19 13:30	18.717	78.624	571	6/22/19 13:30	15.649	89.755
572	6/22/19 13:35	18.857	80.382	572	6/22/19 13:35	19.145	76.528	572	6/22/19 13:35	18.590	77.225	572	6/22/19 13:35	18.717	78.624	572	6/22/19 13:35	15.623	89.938
573	6/22/19 13:40	18.857	80.382	573	6/22/19 13:40	19.145	76.528	573	6/22/19 13:40	18.593	77.225	573	6/22/19 13:40	18.717	78.624	573	6/22/19 13:40	15.599	90.124
574	6/22/19 13:45	18.857	80.382	574	6/22/19 13:45	19.145	76.528	574	6/22/19 13:45	18.590	77.225	574	6/22/19 13:45	18.719	78.624	574	6/22/19 13:45	15.612	90.309
575	6/22/19 13:50	18.859	80.382	575	6/22/19 13:50	19.145	76.528	575	6/22/19 13:50	18.590	77.225	575	6/22/19 13:50	18.719	78.624	575	6/22/19 13:50	15.627	90.495
576	6/22/19 13:55	18.857	80.382	576	6/22/19 13:55	19.145	76.528	576	6/22/19 13:55	18.590	77.225	576	6/22/19 13:55	18.722	78.624	576	6/22/19 13:55	15.620	90.680
577	6/22/19 14:00	18.855	80.382	577	6/22/19 14:00	19.145	76.528	577	6/22/19 14:00	18.588	77.225	577	6/22/19 14:00	18.722	78.624	577	6/22/19 14:00	15.540	90.680
578	6/22/19 14:05	18.857	80.382	578	6/22/19 14:05	19.143	76.528	578	6/22/19 14:05	18.590	77.225	578	6/22/19 14:05	18.719	78.449	578	6/22/19 14:05	15.519	90.867
579	6/22/19 14:10	18.852	80.382	579	6/22/19 14:10	19.140	76.354	579	6/22/19 14:10	18.588	77.225	579	6/22/19 14:10	18.716	78.449	579	6/22/19 14:10	15.488	91.053
580	6/22/19 14:15	18.850	80.382	580	6/22/19 14:15	19.137	76.354	580	6/22/19 14:15	18.585	77.225	580	6/22/19 14:15	18.716	78.449	580	6/22/19 14:15	15.553	91.053
581	6/22/19 14:20	18.850	80.382	581	6/22/19 14:20	19.135	76.354	581	6/22/19 14:20	18.583	77.225	581	6/22/19 14:20	18.714	78.449	581	6/22/19 14:20	15.522	91.240
582	6/22/19 14:25	18.845	80.382	582	6/22/19 14:25	19.133	76.354	582	6/22/19 14:25	18.580	77.225	582	6/22/19 14:25	18.711	78.274	582	6/22/19 14:25	15.464	91.240
583	6/22/19 14:30	18.845	80.382	583	6/22/19 14:30	19.133	76.354	583	6/22/19 14:30	18.575	77.225	583	6/22/19 14:30	18.708	78.274	583	6/22/19 14:30	15.498	91.240
584	6/22/19 14:35	18.840	80.382	584	6/22/19 14:35	19.125	76.354	584	6/22/19 14:35	18.570	77.225	584	6/22/19 14:35	18.704	78.274	584	6/22/19 14:35	15.428	91.240
585	6/22/19 14:40	18.833	80.382	585	6/22/19 14:40	19.123	76.354	585	6/22/19 14:40	18.565	77.225	585	6/22/19 14:40	18.699	78.274	585	6/22/19 14:40	15.407	91.425
586	6/22/19 14:45	18.831	80.382	586	6/22/19 14:45	19.118	76.354	586	6/22/19 14:45	18.565	77.225	586	6/22/19 14:45	18.696	78.274	586	6/22/19 14:45	15.425	91.240
587	6/22/19 14:50	18.826	80.382	587	6/22/19 14:50	19.111	76.354	587	6/22/19 14:50	18.558	77.225	587	6/22/19 14:50	18.691	78.274	587	6/22/19 14:50	15.385	91.425
588	6/22/19 14:55	18.821	80.382	588	6/22/19 14:55	19.108	76.354	588	6/22/19 14:55	18.555	77.225	588	6/22/19 14:55	18.689	78.274	588	6/22/19 14:55	15.377	91.425
589	6/22/19 15:00	18.817	80.382	589	6/22/19 15:00	19.103	76.354	589	6/22/19 15:00	18.550	77.225	589	6/22/19 15:00	18.686	78.274	589	6/22/19 15:00	15.351	91.425
590	6/22/19 15:05	18.809	80.382	590	6/22/19 15:05	19.098	76.354	590	6/22/19 15:05	18.543	77.225	590	6/22/19 15:05	18.679	78.274	590	6/22/19 15:05	15.336	91.425
591	6/22/19 15:10	18.807	80.382	591	6/22/19 15:10	19.096	76.354	591	6/22/19 15:10	18.540	77.225	591	6/22/19 15:10	18.674	78.274	591	6/22/19 15:10	15.301	91.612
592	6/22/19 15:15	18.802	80.382	592	6/22/19 15:15	19.091	76.354	592	6/22/19 15:15	18.535	77.225	592	6/22/19 15:15	18.675	78.449	592	6/22/19 15:15	15.332	91.612
593	6/22/19 15:20	18.795	80.382	593	6/22/19 15:20	19.084	76.354	593	6/22/19 15:20	18.533	77.225	593	6/22/19 15:20	18.665	78.449	593	6/22/19 15:20	15.279	91.800
594	6/22/19 15:25	18.790	80.382	594	6/22/19 15:25	19.081	76.354	594	6/22/19 15:25	18.525	77.225	594	6/22/19 15:25	18.662	78.449	594	6/22/19 15:25	15.292	91.987
595	6/22/19 15:30	18.788	80.382	595	6/22/19 15:30	19.074	76.354	595	6/22/19 15:30	18.518	77.225	595	6/22/19 15:30	18.655	78.449	595	6/22/19 15:30	15.276	92.174
596	6/22/19 15:35	18.779	80.382	596	6/22/19 15:35	19.069	76.354	596	6/22/19 15:35	18.513	77.225	596	6/22/19 15:35	18.650	78.624	596	6/22/19 15:35	15.218	92.363
597	6/22/19 15:40	18.774	80.382	597	6/22/19 15:40	19.064	76.354	597	6/22/19 15:40	18.508	77.225	597	6/22/19 15:40	18.645	78.624	597	6/22/19 15:40	15.228	92.550
598	6/22/19 15:45	18.767	80.382	598	6/22/19 15:45	19.059	76.354	598	6/22/19 15:45	18.503	77.225	598	6/22/19 15:45	18.641	78.800	598	6/22/19 15:45	15.231	92.550

TABLE 5 - (PAGE 14 OF 39)
LOGGER DATA FOR OW-2, OW-5, OW-9, OW-13 AND NORTHWEST PROVIDENCE CHANNEL
CARNIVAL GRAND PORT
GRAND BAHAMA, BAHAMA ISLANDS

OW-2				OW-5				OW-9				OW-13				Northwest Providence Channel			
Plot Title: 20483953				Plot Title: 20483955				Plot Title: 20266370				Plot Title: 20483956				Plot Title: 20331041			
#	Date Time, GMT-04:00	Abs Pres, psi	Temp, °F	#	Date Time, GMT-04:00	Abs Pres, psi	Temp, °F	#	Date Time, GMT-04:00	Abs Pres, psi	Temp, °F	#	Date Time, GMT-04:00	Abs Pres, psi	Temp, °F	#	Date Time, GMT-04:00	Abs Pres, psi	Temp, °F
599	6/22/19 15:50	18.762	80.382	599	6/22/19 15:50	19.052	76.354	599	6/22/19 15:50	18.495	77.225	599	6/22/19 15:50	18.634	78.975	599	6/22/19 15:50	15.159	92.737
600	6/22/19 15:55	18.755	80.382	600	6/22/19 15:55	19.047	76.354	600	6/22/19 15:55	18.490	77.225	600	6/22/19 15:55	18.629	78.975	600	6/22/19 15:55	15.169	92.926
601	6/22/19 16:00	18.750	80.382	601	6/22/19 16:00	19.040	76.354	601	6/22/19 16:00	18.482	77.225	601	6/22/19 16:00	18.622	79.151	601	6/22/19 16:00	15.148	93.115
602	6/22/19 16:05	18.745	80.382	602	6/22/19 16:05	19.038	76.354	602	6/22/19 16:05	18.478	77.225	602	6/22/19 16:05	18.617	79.151	602	6/22/19 16:05	15.126	93.115
603	6/22/19 16:10	18.741	80.382	603	6/22/19 16:10	19.033	76.354	603	6/22/19 16:10	18.472	77.225	603	6/22/19 16:10	18.612	79.151	603	6/22/19 16:10	15.126	93.304
604	6/22/19 16:15	18.734	80.382	604	6/22/19 16:15	19.025	76.354	604	6/22/19 16:15	18.465	77.225	604	6/22/19 16:15	18.608	79.326	604	6/22/19 16:15	15.105	93.493
605	6/22/19 16:20	18.731	80.382	605	6/22/19 16:20	19.023	76.354	605	6/22/19 16:20	18.462	77.225	605	6/22/19 16:20	18.600	79.326	605	6/22/19 16:20	15.076	93.493
606	6/22/19 16:25	18.722	80.382	606	6/22/19 16:25	19.016	76.354	606	6/22/19 16:25	18.458	77.400	606	6/22/19 16:25	18.598	79.326	606	6/22/19 16:25	15.043	93.682
607	6/22/19 16:30	18.719	80.382	607	6/22/19 16:30	19.011	76.354	607	6/22/19 16:30	18.451	77.400	607	6/22/19 16:30	18.588	79.502	607	6/22/19 16:30	15.051	93.873
608	6/22/19 16:35	18.710	80.382	608	6/22/19 16:35	19.006	76.354	608	6/22/19 16:35	18.446	77.400	608	6/22/19 16:35	18.583	79.502	608	6/22/19 16:35	15.026	93.873
609	6/22/19 16:40	18.705	80.382	609	6/22/19 16:40	19.003	76.354	609	6/22/19 16:40	18.438	77.400	609	6/22/19 16:40	18.579	79.502	609	6/22/19 16:40	15.010	94.062
610	6/22/19 16:45	18.696	80.382	610	6/22/19 16:45	18.996	76.354	610	6/22/19 16:45	18.433	77.400	610	6/22/19 16:45	18.574	79.678	610	6/22/19 16:45	15.029	94.062
611	6/22/19 16:50	18.693	80.382	611	6/22/19 16:50	18.989	76.528	611	6/22/19 16:50	18.426	77.400	611	6/22/19 16:50	18.567	79.678	611	6/22/19 16:50	15.022	94.062
612	6/22/19 16:55	18.687	80.559	612	6/22/19 16:55	18.985	76.528	612	6/22/19 16:55	18.421	77.400	612	6/22/19 16:55	18.559	79.678	612	6/22/19 16:55	14.970	94.253
613	6/22/19 17:00	18.679	80.559	613	6/22/19 17:00	18.978	76.703	613	6/22/19 17:00	18.413	77.400	613	6/22/19 17:00	18.552	79.678	613	6/22/19 17:00	14.957	94.253
614	6/22/19 17:05	18.672	80.559	614	6/22/19 17:05	18.971	76.703	614	6/22/19 17:05	18.405	77.400	614	6/22/19 17:05	18.547	79.678	614	6/22/19 17:05	14.937	94.062
615	6/22/19 17:10	18.665	80.559	615	6/22/19 17:10	18.966	76.876	615	6/22/19 17:10	18.401	77.574	615	6/22/19 17:10	18.543	79.853	615	6/22/19 17:10	14.933	94.062
616	6/22/19 17:15	18.658	80.559	616	6/22/19 17:15	18.957	77.050	616	6/22/19 17:15	18.394	77.574	616	6/22/19 17:15	18.538	79.853	616	6/22/19 17:15	14.910	93.873
617	6/22/19 17:20	18.651	80.559	617	6/22/19 17:20	18.950	77.225	617	6/22/19 17:20	18.389	77.574	617	6/22/19 17:20	18.528	79.853	617	6/22/19 17:20	14.902	93.682
618	6/22/19 17:25	18.646	80.559	618	6/22/19 17:25	18.942	77.574	618	6/22/19 17:25	18.379	77.574	618	6/22/19 17:25	18.520	79.853	618	6/22/19 17:25	14.895	93.493
619	6/22/19 17:30	18.642	80.559	619	6/22/19 17:30	18.940	77.923	619	6/22/19 17:30	18.374	77.574	619	6/22/19 17:30	18.518	79.853	619	6/22/19 17:30	14.892	93.304
620	6/22/19 17:35	18.637	80.559	620	6/22/19 17:35	18.933	78.098	620	6/22/19 17:35	18.369	77.574	620	6/22/19 17:35	18.513	80.029	620	6/22/19 17:35	14.862	93.115
621	6/22/19 17:40	18.630	80.559	621	6/22/19 17:40	18.927	78.449	621	6/22/19 17:40	18.364	77.574	621	6/22/19 17:40	18.506	80.029	621	6/22/19 17:40	14.867	92.550
622	6/22/19 17:45	18.623	80.559	622	6/22/19 17:45	18.921	78.624	622	6/22/19 17:45	18.359	77.574	622	6/22/19 17:45	18.501	80.029	622	6/22/19 17:45	14.855	92.550
623	6/22/19 17:50	18.615	80.559	623	6/22/19 17:50	18.916	78.800	623	6/22/19 17:50	18.354	77.574	623	6/22/19 17:50	18.496	80.029	623	6/22/19 17:50	14.875	92.550
624	6/22/19 17:55	18.613	80.559	624	6/22/19 17:55	18.910	79.151	624	6/22/19 17:55	18.349	77.574	624	6/22/19 17:55	18.489	80.029	624	6/22/19 17:55	14.835	92.174
625	6/22/19 18:00	18.606	80.559	625	6/22/19 18:00	18.906	79.326	625	6/22/19 18:00	18.344	77.574	625	6/22/19 18:00	18.484	80.029	625	6/22/19 18:00	14.832	91.987
626	6/22/19 18:05	18.601	80.559	626	6/22/19 18:05	18.901	79.502	626	6/22/19 18:05	18.339	77.749	626	6/22/19 18:05	18.479	80.029	626	6/22/19 18:05	14.841	91.987
627	6/22/19 18:10	18.596	80.559	627	6/22/19 18:10	18.897	79.678	627	6/22/19 18:10	18.334	77.749	627	6/22/19 18:10	18.472	80.029	627	6/22/19 18:10	14.826	91.800
628	6/22/19 18:15	18.594	80.559	628	6/22/19 18:15	18.893	79.853	628	6/22/19 18:15	18.329	77.749	628	6/22/19 18:15	18.472	80.029	628	6/22/19 18:15	14.828	91.612
629	6/22/19 18:20	18.590	80.559	629	6/22/19 18:20	18.891	80.029	629	6/22/19 18:20	18.327	77.749	629	6/22/19 18:20	18.467	80.206	629	6/22/19 18:20	14.825	91.425
630	6/22/19 18:25	18.585	80.559	630	6/22/19 18:25	18.886	80.206	630	6/22/19 18:25	18.319	77.749	630	6/22/19 18:25	18.462	80.206	630	6/22/19 18:25	14.819	90.867
631	6/22/19 18:30	18.582	80.559	631	6/22/19 18:30	18.882	80.382	631	6/22/19 18:30	18.319	77.749	631	6/22/19 18:30	18.460	80.206	631	6/22/19 18:30	14.820	89.755
632	6/22/19 18:35	18.578	80.559	632	6/22/19 18:35	18.880	80.559	632	6/22/19 18:35	18.317	77.749	632	6/22/19 18:35	18.452	80.206	632	6/22/19 18:35	14.830	89.017
633	6/22/19 18:40	18.578	80.559	633	6/22/19 18:40	18.878	80.735	633	6/22/19 18:40	18.314	77.749	633	6/22/19 18:40	18.455	80.206	633	6/22/19 18:40	14.834	88.833
634	6/22/19 18:45	18.575	80.559	634	6/22/19 18:45	18.876	80.911	634	6/22/19 18:45	18.312	77.749	634	6/22/19 18:45	18.450	80.206	634	6/22/19 18:45	14.833	88.466
635	6/22/19 18:50	18.573	80.559	635	6/22/19 18:50	18.874	80.911	635	6/22/19 18:50	18.309	77.749	635	6/22/19 18:50	18.450	80.206	635	6/22/19 18:50	14.829	87.004
636	6/22/19 18:55	18.568	80.559	636	6/22/19 18:55	18.875	81.090	636	6/22/19 18:55	18.309	77.749	636	6/22/19 18:55	18.448	80.206	636	6/22/19 18:55	14.847	87.368
637	6/22/19 19:00	18.571	80.559	637	6/22/19 19:00	18.873	81.266	637	6/22/19 19:00	18.307	77.749	637	6/22/19 19:00	18.445	80.206	637	6/22/19 19:00	14.852	85.915
638	6/22/19 19:05	18.566	80.559	638	6/22/19 19:05	18.873	81.442	638	6/22/19 19:05	18.309	77.749	638	6/22/19 19:05	18.448	80.206	638	6/22/19 19:05	14.858	85.554
639	6/22/19 19:10	18.568	80.559	639	6/22/19 19:10	18.873	81.442	639	6/22/19 19:10	18.307	77.749	639	6/22/19 19:10	18.445	80.206	639	6/22/19 19:10	14.877	85.374
640	6/22/19 19:15	18.566	80.559	640	6/22/19 19:15	18.869	81.621	640	6/22/19 19:15	18.307	77.749	640	6/22/19 19:15	18.443	80.206	640	6/22/19 19:15	14.869	85.194
641	6/22/19 19:20	18.563	80.559	641	6/22/19 19:20	18.871	81.621	641	6/22/19 19:20	18.307	77.749	641	6/22/19 19:20	18.445	80.206	641	6/22/19 19:20	14.877	85.194
642	6/22/19 19:25	18.566	80.559	642	6/22/19 19:25	18.872	81.797	642	6/22/19 19:25	18.309	77.749	642	6/22/19 19:25	18.445	80.206	642	6/22/19 19:25	14.886	85.194
643	6/22/19 19:30	18.566	80.559	643	6/22/19 19:30	18.872	81.797	643	6/22/19 19:30	18.309	77.749	643	6/22/19 19:30	18.445	80.206	643	6/22/19 19:30	14.908	85.194
644	6/22/19 19:35	18.566	80.559	644	6/22/19 19:35	18.872	81.797	644	6/22/19 19:35	18.309	77.749	644	6/22/19 19:35	18.443	80.206	644	6/22/19 19:35	14.910	85.194

TABLE 5 - (PAGE 15 OF 39)
LOGGER DATA FOR OW-2, OW-5, OW-9, OW-13 AND NORTHWEST PROVIDENCE CHANNEL
CARNIVAL GRAND PORT
GRAND BAHAMA, BAHAMA ISLANDS

OW-2				OW-5				OW-9				OW-13				Northwest Providence Channel			
Plot Title: 20483953				Plot Title: 20483955				Plot Title: 20266370				Plot Title: 20483956				Plot Title: 20331041			
#	Date Time, GMT-04:00	Abs Pres, psi	Temp, °F	#	Date Time, GMT-04:00	Abs Pres, psi	Temp, °F	#	Date Time, GMT-04:00	Abs Pres, psi	Temp, °F	#	Date Time, GMT-04:00	Abs Pres, psi	Temp, °F	#	Date Time, GMT-04:00	Abs Pres, psi	Temp, °F
645	6/22/19 19:40	18.566	80.559	645	6/22/19 19:40	18.875	81.975	645	6/22/19 19:40	18.309	77.749	645	6/22/19 19:40	18.443	80.206	645	6/22/19 19:40	14.927	85.194
646	6/22/19 19:45	18.566	80.559	646	6/22/19 19:45	18.873	81.975	646	6/22/19 19:45	18.307	77.749	646	6/22/19 19:45	18.443	80.206	646	6/22/19 19:45	14.942	85.194
647	6/22/19 19:50	18.568	80.559	647	6/22/19 19:50	18.875	81.975	647	6/22/19 19:50	18.309	77.749	647	6/22/19 19:50	18.445	80.206	647	6/22/19 19:50	14.953	85.014
648	6/22/19 19:55	18.568	80.559	648	6/22/19 19:55	18.878	82.152	648	6/22/19 19:55	18.312	77.749	648	6/22/19 19:55	18.448	80.206	648	6/22/19 19:55	14.968	85.014
649	6/22/19 20:00	18.571	80.559	649	6/22/19 20:00	18.880	82.152	649	6/22/19 20:00	18.312	77.749	649	6/22/19 20:00	18.448	80.206	649	6/22/19 20:00	14.980	85.194
650	6/22/19 20:05	18.573	80.559	650	6/22/19 20:05	18.878	82.152	650	6/22/19 20:05	18.317	77.749	650	6/22/19 20:05	18.448	80.206	650	6/22/19 20:05	14.976	85.374
651	6/22/19 20:10	18.573	80.559	651	6/22/19 20:10	18.885	82.152	651	6/22/19 20:10	18.317	77.749	651	6/22/19 20:10	18.450	80.206	651	6/22/19 20:10	15.006	85.554
652	6/22/19 20:15	18.578	80.559	652	6/22/19 20:15	18.886	82.330	652	6/22/19 20:15	18.319	77.749	652	6/22/19 20:15	18.452	80.206	652	6/22/19 20:15	15.008	85.554
653	6/22/19 20:20	18.580	80.559	653	6/22/19 20:20	18.888	82.330	653	6/22/19 20:20	18.322	77.749	653	6/22/19 20:20	18.455	80.206	653	6/22/19 20:20	15.038	85.735
654	6/22/19 20:25	18.580	80.559	654	6/22/19 20:25	18.891	82.330	654	6/22/19 20:25	18.324	77.749	654	6/22/19 20:25	18.457	80.206	654	6/22/19 20:25	15.041	85.915
655	6/22/19 20:30	18.582	80.559	655	6/22/19 20:30	18.898	82.330	655	6/22/19 20:30	18.329	77.749	655	6/22/19 20:30	18.460	80.206	655	6/22/19 20:30	15.099	85.915
656	6/22/19 20:35	18.587	80.559	656	6/22/19 20:35	18.900	82.330	656	6/22/19 20:35	18.334	77.749	656	6/22/19 20:35	18.462	80.206	656	6/22/19 20:35	15.096	85.735
657	6/22/19 20:40	18.592	80.559	657	6/22/19 20:40	18.905	82.330	657	6/22/19 20:40	18.337	77.749	657	6/22/19 20:40	18.467	80.029	657	6/22/19 20:40	15.136	85.554
658	6/22/19 20:45	18.599	80.559	658	6/22/19 20:45	18.908	82.330	658	6/22/19 20:45	18.342	77.749	658	6/22/19 20:45	18.474	79.853	658	6/22/19 20:45	15.124	85.374
659	6/22/19 20:50	18.604	80.559	659	6/22/19 20:50	18.915	82.330	659	6/22/19 20:50	18.349	77.749	659	6/22/19 20:50	18.478	79.678	659	6/22/19 20:50	15.167	85.374
660	6/22/19 20:55	18.611	80.559	660	6/22/19 20:55	18.922	82.330	660	6/22/19 20:55	18.354	77.749	660	6/22/19 20:55	18.486	79.678	660	6/22/19 20:55	15.174	85.194
661	6/22/19 21:00	18.613	80.559	661	6/22/19 21:00	18.930	82.330	661	6/22/19 21:00	18.359	77.749	661	6/22/19 21:00	18.490	79.502	661	6/22/19 21:00	15.198	85.194
662	6/22/19 21:05	18.623	80.559	662	6/22/19 21:05	18.934	82.330	662	6/22/19 21:05	18.367	77.749	662	6/22/19 21:05	18.495	79.326	662	6/22/19 21:05	15.228	85.374
663	6/22/19 21:10	18.627	80.559	663	6/22/19 21:10	18.942	82.330	663	6/22/19 21:10	18.372	77.749	663	6/22/19 21:10	18.502	79.151	663	6/22/19 21:10	15.247	85.374
664	6/22/19 21:15	18.637	80.559	664	6/22/19 21:15	18.949	82.330	664	6/22/19 21:15	18.379	77.749	664	6/22/19 21:15	18.507	79.151	664	6/22/19 21:15	15.245	85.374
665	6/22/19 21:20	18.642	80.559	665	6/22/19 21:20	18.959	82.330	665	6/22/19 21:20	18.387	77.749	665	6/22/19 21:20	18.513	78.800	665	6/22/19 21:20	15.282	85.554
666	6/22/19 21:25	18.651	80.559	666	6/22/19 21:25	18.964	82.330	666	6/22/19 21:25	18.394	77.749	666	6/22/19 21:25	18.520	78.624	666	6/22/19 21:25	15.305	85.915
667	6/22/19 21:30	18.658	80.559	667	6/22/19 21:30	18.971	82.330	667	6/22/19 21:30	18.399	77.749	667	6/22/19 21:30	18.527	78.449	667	6/22/19 21:30	15.319	85.735
668	6/22/19 21:35	18.663	80.559	668	6/22/19 21:35	18.976	82.330	668	6/22/19 21:35	18.404	77.749	668	6/22/19 21:35	18.534	78.098	668	6/22/19 21:35	15.382	85.915
669	6/22/19 21:40	18.670	80.559	669	6/22/19 21:40	18.983	82.330	669	6/22/19 21:40	18.412	77.749	669	6/22/19 21:40	18.541	77.923	669	6/22/19 21:40	15.382	85.735
670	6/22/19 21:45	18.675	80.559	670	6/22/19 21:45	18.990	82.152	670	6/22/19 21:45	18.419	77.749	670	6/22/19 21:45	18.545	77.749	670	6/22/19 21:45	15.423	85.735
671	6/22/19 21:50	18.679	80.559	671	6/22/19 21:50	18.995	82.152	671	6/22/19 21:50	18.424	77.749	671	6/22/19 21:50	18.552	77.749	671	6/22/19 21:50	15.408	85.735
672	6/22/19 21:55	18.689	80.559	672	6/22/19 21:55	19.004	81.975	672	6/22/19 21:55	18.434	77.749	672	6/22/19 21:55	18.560	77.749	672	6/22/19 21:55	15.462	85.735
673	6/22/19 22:00	18.696	80.559	673	6/22/19 22:00	19.011	81.797	673	6/22/19 22:00	18.439	77.749	673	6/22/19 22:00	18.567	77.749	673	6/22/19 22:00	15.445	85.735
674	6/22/19 22:05	18.703	80.559	674	6/22/19 22:05	19.016	81.797	674	6/22/19 22:05	18.447	77.749	674	6/22/19 22:05	18.572	77.749	674	6/22/19 22:05	15.466	85.735
675	6/22/19 22:10	18.710	80.559	675	6/22/19 22:10	19.019	81.442	675	6/22/19 22:10	18.457	77.749	675	6/22/19 22:10	18.580	77.749	675	6/22/19 22:10	15.508	85.735
676	6/22/19 22:15	18.717	80.559	676	6/22/19 22:15	19.027	80.911	676	6/22/19 22:15	18.462	77.749	676	6/22/19 22:15	18.587	77.749	676	6/22/19 22:15	15.503	85.735
677	6/22/19 22:20	18.725	80.559	677	6/22/19 22:20	19.036	80.559	677	6/22/19 22:20	18.469	77.574	677	6/22/19 22:20	18.595	77.923	677	6/22/19 22:20	15.539	85.735
678	6/22/19 22:25	18.732	80.559	678	6/22/19 22:25	19.040	80.206	678	6/22/19 22:25	18.476	77.574	678	6/22/19 22:25	18.602	77.923	678	6/22/19 22:25	15.571	85.735
679	6/22/19 22:30	18.739	80.559	679	6/22/19 22:30	19.047	80.029	679	6/22/19 22:30	18.481	77.574	679	6/22/19 22:30	18.607	78.098	679	6/22/19 22:30	15.583	85.735
680	6/22/19 22:35	18.746	80.559	680	6/22/19 22:35	19.051	79.853	680	6/22/19 22:35	18.486	77.574	680	6/22/19 22:35	18.612	78.098	680	6/22/19 22:35	15.571	85.735
681	6/22/19 22:40	18.753	80.559	681	6/22/19 22:40	19.057	79.502	681	6/22/19 22:40	18.494	77.574	681	6/22/19 22:40	18.620	78.098	681	6/22/19 22:40	15.639	85.915
682	6/22/19 22:45	18.760	80.559	682	6/22/19 22:45	19.064	79.326	682	6/22/19 22:45	18.501	77.574	682	6/22/19 22:45	18.627	78.098	682	6/22/19 22:45	15.620	86.097
683	6/22/19 22:50	18.767	80.559	683	6/22/19 22:50	19.071	79.151	683	6/22/19 22:50	18.509	77.574	683	6/22/19 22:50	18.635	78.274	683	6/22/19 22:50	15.628	85.554
684	6/22/19 22:55	18.770	80.559	684	6/22/19 22:55	19.077	78.975	684	6/22/19 22:55	18.514	77.574	684	6/22/19 22:55	18.640	78.274	684	6/22/19 22:55	15.676	85.915
685	6/22/19 23:00	18.781	80.559	685	6/22/19 23:00	19.082	78.800	685	6/22/19 23:00	18.521	77.574	685	6/22/19 23:00	18.645	78.274	685	6/22/19 23:00	15.686	86.097
686	6/22/19 23:05	18.786	80.559	686	6/22/19 23:05	19.088	78.624	686	6/22/19 23:05	18.529	77.574	686	6/22/19 23:05	18.655	78.449	686	6/22/19 23:05	15.715	86.277
687	6/22/19 23:10	18.793	80.382	687	6/22/19 23:10	19.093	78.449	687	6/22/19 23:10	18.536	77.574	687	6/22/19 23:10	18.660	78.449	687	6/22/19 23:10	15.726	86.459
688	6/22/19 23:15	18.800	80.382	688	6/22/19 23:15	19.102	78.274	688	6/22/19 23:15	18.541	77.400	688	6/22/19 23:15	18.665	78.449	688	6/22/19 23:15	15.706	86.277
689	6/22/19 23:20	18.808	80.559	689	6/22/19 23:20	19.106	78.098	689	6/22/19 23:20	18.548	77.400	689	6/22/19 23:20	18.672	78.449	689	6/22/19 23:20	15.737	86.277
690	6/22/19 23:25	18.815	80.559	690	6/22/19 23:25	19.113	77.923	690	6/22/19 23:25	18.556	77.400	690	6/22/19 23:25	18.677	78.449	690	6/22/19 23:25	15.783	86.277

TABLE 5 - (PAGE 16 OF 39)
LOGGER DATA FOR OW-2, OW-5, OW-9, OW-13 AND NORTHWEST PROVIDENCE CHANNEL
CARNIVAL GRAND PORT
GRAND BAHAMA, BAHAMA ISLANDS

OW-2				OW-5				OW-9				OW-13				Northwest Providence Channel			
Plot Title: 20483953				Plot Title: 20483955				Plot Title: 20266370				Plot Title: 20483956				Plot Title: 20331041			
#	Date Time, GMT-04:00	Abs Pres, psi	Temp, °F	#	Date Time, GMT-04:00	Abs Pres, psi	Temp, °F	#	Date Time, GMT-04:00	Abs Pres, psi	Temp, °F	#	Date Time, GMT-04:00	Abs Pres, psi	Temp, °F	#	Date Time, GMT-04:00	Abs Pres, psi	Temp, °F
691	6/22/19 23:30	18.821	80.382	691	6/22/19 23:30	19.120	77.923	691	6/22/19 23:30	18.561	77.400	691	6/22/19 23:30	18.685	78.624	691	6/22/19 23:30	15.764	86.277
692	6/22/19 23:35	18.826	80.382	692	6/22/19 23:35	19.122	77.749	692	6/22/19 23:35	18.568	77.400	692	6/22/19 23:35	18.690	78.624	692	6/22/19 23:35	15.796	86.277
693	6/22/19 23:40	18.831	80.382	693	6/22/19 23:40	19.131	77.574	693	6/22/19 23:40	18.573	77.400	693	6/22/19 23:40	18.697	78.624	693	6/22/19 23:40	15.796	86.277
694	6/22/19 23:45	18.838	80.382	694	6/22/19 23:45	19.134	77.574	694	6/22/19 23:45	18.581	77.400	694	6/22/19 23:45	18.702	78.624	694	6/22/19 23:45	15.794	86.459
695	6/22/19 23:50	18.845	80.382	695	6/22/19 23:50	19.138	77.400	695	6/22/19 23:50	18.583	77.400	695	6/22/19 23:50	18.707	78.624	695	6/22/19 23:50	15.808	86.459
696	6/22/19 23:55	18.850	80.382	696	6/22/19 23:55	19.143	77.400	696	6/22/19 23:55	18.588	77.400	696	6/22/19 23:55	18.712	78.624	696	6/22/19 23:55	15.811	86.459
697	6/23/19 0:00	18.855	80.382	697	6/23/19 0:00	19.150	77.225	697	6/23/19 0:00	18.596	77.400	697	6/23/19 0:00	18.717	78.624	697	6/23/19 0:00	15.842	86.459
698	6/23/19 0:05	18.862	80.382	698	6/23/19 0:05	19.155	77.225	698	6/23/19 0:05	18.601	77.400	698	6/23/19 0:05	18.722	78.624	698	6/23/19 0:05	15.855	86.459
699	6/23/19 0:10	18.866	80.382	699	6/23/19 0:10	19.159	77.050	699	6/23/19 0:10	18.605	77.225	699	6/23/19 0:10	18.724	78.624	699	6/23/19 0:10	15.845	86.459
700	6/23/19 0:15	18.871	80.382	700	6/23/19 0:15	19.161	77.050	700	6/23/19 0:15	18.610	77.225	700	6/23/19 0:15	18.729	78.624	700	6/23/19 0:15	15.861	86.277
701	6/23/19 0:20	18.876	80.382	701	6/23/19 0:20	19.166	77.050	701	6/23/19 0:20	18.615	77.225	701	6/23/19 0:20	18.734	78.800	701	6/23/19 0:20	15.836	86.641
702	6/23/19 0:25	18.881	80.382	702	6/23/19 0:25	19.171	77.050	702	6/23/19 0:25	18.618	77.225	702	6/23/19 0:25	18.739	78.800	702	6/23/19 0:25	15.857	86.459
703	6/23/19 0:30	18.883	80.382	703	6/23/19 0:30	19.173	76.876	703	6/23/19 0:30	18.623	77.225	703	6/23/19 0:30	18.742	78.800	703	6/23/19 0:30	15.820	86.459
704	6/23/19 0:35	18.888	80.382	704	6/23/19 0:35	19.178	76.876	704	6/23/19 0:35	18.625	77.225	704	6/23/19 0:35	18.747	78.800	704	6/23/19 0:35	15.820	86.459
705	6/23/19 0:40	18.890	80.382	705	6/23/19 0:40	19.183	76.876	705	6/23/19 0:40	18.630	77.225	705	6/23/19 0:40	18.747	78.800	705	6/23/19 0:40	15.872	86.459
706	6/23/19 0:45	18.895	80.382	706	6/23/19 0:45	19.185	76.876	706	6/23/19 0:45	18.633	77.225	706	6/23/19 0:45	18.752	78.800	706	6/23/19 0:45	15.859	86.459
707	6/23/19 0:50	18.897	80.382	707	6/23/19 0:50	19.185	76.703	707	6/23/19 0:50	18.633	77.225	707	6/23/19 0:50	18.752	78.800	707	6/23/19 0:50	15.842	86.459
708	6/23/19 0:55	18.900	80.382	708	6/23/19 0:55	19.187	76.703	708	6/23/19 0:55	18.638	77.225	708	6/23/19 0:55	18.752	78.800	708	6/23/19 0:55	15.838	86.641
709	6/23/19 1:00	18.897	80.382	709	6/23/19 1:00	19.187	76.703	709	6/23/19 1:00	18.638	77.225	709	6/23/19 1:00	18.754	78.624	709	6/23/19 1:00	15.838	86.641
710	6/23/19 1:05	18.902	80.382	710	6/23/19 1:05	19.190	76.703	710	6/23/19 1:05	18.638	77.225	710	6/23/19 1:05	18.754	78.624	710	6/23/19 1:05	15.816	86.641
711	6/23/19 1:10	18.907	80.382	711	6/23/19 1:10	19.190	76.703	711	6/23/19 1:10	18.642	77.050	711	6/23/19 1:10	18.759	78.624	711	6/23/19 1:10	15.799	86.641
712	6/23/19 1:15	18.907	80.382	712	6/23/19 1:15	19.191	76.528	712	6/23/19 1:15	18.645	77.050	712	6/23/19 1:15	18.761	78.624	712	6/23/19 1:15	15.819	86.641
713	6/23/19 1:20	18.909	80.382	713	6/23/19 1:20	19.194	76.528	713	6/23/19 1:20	18.645	77.050	713	6/23/19 1:20	18.761	78.624	713	6/23/19 1:20	15.785	86.641
714	6/23/19 1:25	18.912	80.382	714	6/23/19 1:25	19.194	76.528	714	6/23/19 1:25	18.645	77.050	714	6/23/19 1:25	18.761	78.624	714	6/23/19 1:25	15.802	86.641
715	6/23/19 1:30	18.912	80.382	715	6/23/19 1:30	19.196	76.528	715	6/23/19 1:30	18.650	77.050	715	6/23/19 1:30	18.763	78.624	715	6/23/19 1:30	15.799	86.641
716	6/23/19 1:35	18.914	80.382	716	6/23/19 1:35	19.196	76.528	716	6/23/19 1:35	18.652	77.050	716	6/23/19 1:35	18.766	78.624	716	6/23/19 1:35	15.790	86.823
717	6/23/19 1:40	18.916	80.382	717	6/23/19 1:40	19.199	76.528	717	6/23/19 1:40	18.652	77.050	717	6/23/19 1:40	18.766	78.624	717	6/23/19 1:40	15.792	86.823
718	6/23/19 1:45	18.916	80.382	718	6/23/19 1:45	19.199	76.528	718	6/23/19 1:45	18.652	77.050	718	6/23/19 1:45	18.768	78.624	718	6/23/19 1:45	15.785	86.823
719	6/23/19 1:50	18.916	80.382	719	6/23/19 1:50	19.196	76.528	719	6/23/19 1:50	18.655	77.050	719	6/23/19 1:50	18.768	78.624	719	6/23/19 1:50	15.771	86.823
720	6/23/19 1:55	18.919	80.382	720	6/23/19 1:55	19.201	76.528	720	6/23/19 1:55	18.657	77.050	720	6/23/19 1:55	18.768	78.624	720	6/23/19 1:55	15.771	86.823
721	6/23/19 2:00	18.921	80.382	721	6/23/19 2:00	19.198	76.354	721	6/23/19 2:00	18.655	77.050	721	6/23/19 2:00	18.768	78.624	721	6/23/19 2:00	15.737	86.823
722	6/23/19 2:05	18.923	80.382	722	6/23/19 2:05	19.201	76.354	722	6/23/19 2:05	18.657	77.050	722	6/23/19 2:05	18.768	78.624	722	6/23/19 2:05	15.730	87.004
723	6/23/19 2:10	18.921	80.382	723	6/23/19 2:10	19.201	76.354	723	6/23/19 2:10	18.657	77.050	723	6/23/19 2:10	18.768	78.624	723	6/23/19 2:10	15.713	87.004
724	6/23/19 2:15	18.919	80.382	724	6/23/19 2:15	19.198	76.354	724	6/23/19 2:15	18.657	77.050	724	6/23/19 2:15	18.771	78.624	724	6/23/19 2:15	15.720	86.823
725	6/23/19 2:20	18.919	80.382	725	6/23/19 2:20	19.201	76.354	725	6/23/19 2:20	18.657	77.050	725	6/23/19 2:20	18.768	78.449	725	6/23/19 2:20	15.707	86.823
726	6/23/19 2:25	18.916	80.382	726	6/23/19 2:25	19.198	76.354	726	6/23/19 2:25	18.655	77.050	726	6/23/19 2:25	18.770	78.449	726	6/23/19 2:25	15.691	86.823
727	6/23/19 2:30	18.916	80.382	727	6/23/19 2:30	19.196	76.354	727	6/23/19 2:30	18.652	77.050	727	6/23/19 2:30	18.768	78.449	727	6/23/19 2:30	15.666	86.823
728	6/23/19 2:35	18.914	80.382	728	6/23/19 2:35	19.193	76.354	728	6/23/19 2:35	18.652	77.050	728	6/23/19 2:35	18.763	78.449	728	6/23/19 2:35	15.642	86.823
729	6/23/19 2:40	18.912	80.382	729	6/23/19 2:40	19.193	76.354	729	6/23/19 2:40	18.650	77.050	729	6/23/19 2:40	18.763	78.449	729	6/23/19 2:40	15.625	86.823
730	6/23/19 2:45	18.907	80.382	730	6/23/19 2:45	19.191	76.354	730	6/23/19 2:45	18.645	77.050	730	6/23/19 2:45	18.763	78.449	730	6/23/19 2:45	15.608	86.823
731	6/23/19 2:50	18.904	80.382	731	6/23/19 2:50	19.186	76.354	731	6/23/19 2:50	18.640	77.050	731	6/23/19 2:50	18.758	78.449	731	6/23/19 2:50	15.599	87.004
732	6/23/19 2:55	18.900	80.382	732	6/23/19 2:55	19.179	76.354	732	6/23/19 2:55	18.637	77.050	732	6/23/19 2:55	18.753	78.449	732	6/23/19 2:55	15.552	86.823
733	6/23/19 3:00	18.895	80.382	733	6/23/19 3:00	19.176	76.354	733	6/23/19 3:00	18.635	77.050	733	6/23/19 3:00	18.756	78.449	733	6/23/19 3:00	15.528	86.823
734	6/23/19 3:05	18.888	80.382	734	6/23/19 3:05	19.169	76.354	734	6/23/19 3:05	18.627	77.050	734	6/23/19 3:05	18.751	78.449	734	6/23/19 3:05	15.506	86.823
735	6/23/19 3:10	18.883	80.382	735	6/23/19 3:10	19.164	76.354	735	6/23/19 3:10	18.622	77.050	735	6/23/19 3:10	18.746	78.449	735	6/23/19 3:10	15.502	87.004
736	6/23/19 3:15	18.878	80.382	736	6/23/19 3:15	19.159	76.354	736	6/23/19 3:15	18.615	77.050	736	6/23/19 3:15	18.740	78.274	736	6/23/19 3:15	15.465	87.004

TABLE 5 - (PAGE 17 OF 39)
LOGGER DATA FOR OW-2, OW-5, OW-9, OW-13 AND NORTHWEST PROVIDENCE CHANNEL
CARNIVAL GRAND PORT
GRAND BAHAMA, BAHAMA ISLANDS

OW-2				OW-5				OW-9				OW-13				Northwest Providence Channel			
Plot Title: 20483953				Plot Title: 20483955				Plot Title: 20266370				Plot Title: 20483956				Plot Title: 20331041			
#	Date Time, GMT-04:00	Abs Pres, psi	Temp, °F	#	Date Time, GMT-04:00	Abs Pres, psi	Temp, °F	#	Date Time, GMT-04:00	Abs Pres, psi	Temp, °F	#	Date Time, GMT-04:00	Abs Pres, psi	Temp, °F	#	Date Time, GMT-04:00	Abs Pres, psi	Temp, °F
737	6/23/19 3:20	18.871	80.382	737	6/23/19 3:20	19.152	76.354	737	6/23/19 3:20	18.607	77.050	737	6/23/19 3:20	18.736	78.274	737	6/23/19 3:20	15.439	87.004
738	6/23/19 3:25	18.866	80.382	738	6/23/19 3:25	19.147	76.354	738	6/23/19 3:25	18.605	77.050	738	6/23/19 3:25	18.733	78.274	738	6/23/19 3:25	15.426	86.823
739	6/23/19 3:30	18.862	80.382	739	6/23/19 3:30	19.142	76.354	739	6/23/19 3:30	18.600	77.050	739	6/23/19 3:30	18.728	78.274	739	6/23/19 3:30	15.421	86.823
740	6/23/19 3:35	18.855	80.382	740	6/23/19 3:35	19.135	76.354	740	6/23/19 3:35	18.592	77.050	740	6/23/19 3:35	18.723	78.098	740	6/23/19 3:35	15.382	86.823
741	6/23/19 3:40	18.852	80.382	741	6/23/19 3:40	19.133	76.354	741	6/23/19 3:40	18.590	77.050	741	6/23/19 3:40	18.718	78.098	741	6/23/19 3:40	15.361	86.823
742	6/23/19 3:45	18.847	80.382	742	6/23/19 3:45	19.125	76.181	742	6/23/19 3:45	18.582	77.050	742	6/23/19 3:45	18.715	78.098	742	6/23/19 3:45	15.353	86.823
743	6/23/19 3:50	18.840	80.382	743	6/23/19 3:50	19.122	76.181	743	6/23/19 3:50	18.577	77.050	743	6/23/19 3:50	18.713	78.274	743	6/23/19 3:50	15.332	86.823
744	6/23/19 3:55	18.833	80.382	744	6/23/19 3:55	19.115	76.181	744	6/23/19 3:55	18.570	77.050	744	6/23/19 3:55	18.706	78.449	744	6/23/19 3:55	15.305	86.823
745	6/23/19 4:00	18.828	80.382	745	6/23/19 4:00	19.110	76.181	745	6/23/19 4:00	18.565	77.050	745	6/23/19 4:00	18.702	78.449	745	6/23/19 4:00	15.290	86.641
746	6/23/19 4:05	18.821	80.382	746	6/23/19 4:05	19.105	76.181	746	6/23/19 4:05	18.560	77.050	746	6/23/19 4:05	18.697	78.624	746	6/23/19 4:05	15.266	86.823
747	6/23/19 4:10	18.817	80.382	747	6/23/19 4:10	19.098	76.181	747	6/23/19 4:10	18.555	77.050	747	6/23/19 4:10	18.692	78.624	747	6/23/19 4:10	15.239	86.641
748	6/23/19 4:15	18.812	80.382	748	6/23/19 4:15	19.093	76.181	748	6/23/19 4:15	18.547	77.050	748	6/23/19 4:15	18.685	78.800	748	6/23/19 4:15	15.246	86.641
749	6/23/19 4:20	18.805	80.382	749	6/23/19 4:20	19.088	76.181	749	6/23/19 4:20	18.542	77.050	749	6/23/19 4:20	18.680	78.800	749	6/23/19 4:20	15.236	86.459
750	6/23/19 4:25	18.798	80.382	750	6/23/19 4:25	19.081	76.181	750	6/23/19 4:25	18.537	77.050	750	6/23/19 4:25	18.673	78.975	750	6/23/19 4:25	15.168	86.277
751	6/23/19 4:30	18.793	80.382	751	6/23/19 4:30	19.076	76.181	751	6/23/19 4:30	18.529	77.050	751	6/23/19 4:30	18.666	78.975	751	6/23/19 4:30	15.153	86.277
752	6/23/19 4:35	18.783	80.382	752	6/23/19 4:35	19.069	76.181	752	6/23/19 4:35	18.522	77.050	752	6/23/19 4:35	18.666	78.975	752	6/23/19 4:35	15.145	85.915
753	6/23/19 4:40	18.779	80.382	753	6/23/19 4:40	19.064	76.181	753	6/23/19 4:40	18.517	77.050	753	6/23/19 4:40	18.656	79.151	753	6/23/19 4:40	15.124	86.097
754	6/23/19 4:45	18.774	80.382	754	6/23/19 4:45	19.057	76.181	754	6/23/19 4:45	18.509	77.050	754	6/23/19 4:45	18.651	79.151	754	6/23/19 4:45	15.125	85.915
755	6/23/19 4:50	18.764	80.382	755	6/23/19 4:50	19.052	76.181	755	6/23/19 4:50	18.504	77.050	755	6/23/19 4:50	18.644	79.151	755	6/23/19 4:50	15.070	85.915
756	6/23/19 4:55	18.757	80.382	756	6/23/19 4:55	19.044	76.181	756	6/23/19 4:55	18.497	77.050	756	6/23/19 4:55	18.637	79.326	756	6/23/19 4:55	15.057	85.735
757	6/23/19 5:00	18.753	80.382	757	6/23/19 5:00	19.039	76.181	757	6/23/19 5:00	18.489	77.050	757	6/23/19 5:00	18.630	79.326	757	6/23/19 5:00	15.028	85.735
758	6/23/19 5:05	18.745	80.382	758	6/23/19 5:05	19.032	76.181	758	6/23/19 5:05	18.482	77.050	758	6/23/19 5:05	18.622	79.326	758	6/23/19 5:05	14.999	85.735
759	6/23/19 5:10	18.738	80.382	759	6/23/19 5:10	19.025	76.181	759	6/23/19 5:10	18.474	77.050	759	6/23/19 5:10	18.615	79.326	759	6/23/19 5:10	15.021	85.735
760	6/23/19 5:15	18.731	80.382	760	6/23/19 5:15	19.020	76.181	760	6/23/19 5:15	18.469	77.050	760	6/23/19 5:15	18.613	79.502	760	6/23/19 5:15	14.974	85.554
761	6/23/19 5:20	18.724	80.382	761	6/23/19 5:20	19.013	76.354	761	6/23/19 5:20	18.459	77.050	761	6/23/19 5:20	18.606	79.502	761	6/23/19 5:20	14.969	85.374
762	6/23/19 5:25	18.717	80.382	762	6/23/19 5:25	19.008	76.354	762	6/23/19 5:25	18.452	77.050	762	6/23/19 5:25	18.596	79.502	762	6/23/19 5:25	14.963	85.014
763	6/23/19 5:30	18.707	80.382	763	6/23/19 5:30	19.001	76.354	763	6/23/19 5:30	18.447	77.050	763	6/23/19 5:30	18.591	79.502	763	6/23/19 5:30	14.945	84.834
764	6/23/19 5:35	18.703	80.382	764	6/23/19 5:35	18.996	76.354	764	6/23/19 5:35	18.439	77.050	764	6/23/19 5:35	18.584	79.678	764	6/23/19 5:35	14.928	84.654
765	6/23/19 5:40	18.693	80.382	765	6/23/19 5:40	18.989	76.354	765	6/23/19 5:40	18.432	77.050	765	6/23/19 5:40	18.576	79.678	765	6/23/19 5:40	14.906	84.654
766	6/23/19 5:45	18.688	80.382	766	6/23/19 5:45	18.984	76.354	766	6/23/19 5:45	18.425	77.225	766	6/23/19 5:45	18.569	79.678	766	6/23/19 5:45	14.891	84.474
767	6/23/19 5:50	18.681	80.382	767	6/23/19 5:50	18.977	76.354	767	6/23/19 5:50	18.420	77.225	767	6/23/19 5:50	18.564	79.678	767	6/23/19 5:50	14.879	84.295
768	6/23/19 5:55	18.674	80.382	768	6/23/19 5:55	18.970	76.528	768	6/23/19 5:55	18.412	77.225	768	6/23/19 5:55	18.560	79.853	768	6/23/19 5:55	14.870	83.935
769	6/23/19 6:00	18.667	80.382	769	6/23/19 6:00	18.965	76.528	769	6/23/19 6:00	18.407	77.225	769	6/23/19 6:00	18.552	79.853	769	6/23/19 6:00	14.870	83.757
770	6/23/19 6:05	18.662	80.382	770	6/23/19 6:05	18.958	76.703	770	6/23/19 6:05	18.402	77.225	770	6/23/19 6:05	18.547	79.853	770	6/23/19 6:05	14.852	83.579
771	6/23/19 6:10	18.658	80.382	771	6/23/19 6:10	18.953	76.703	771	6/23/19 6:10	18.397	77.225	771	6/23/19 6:10	18.543	79.853	771	6/23/19 6:10	14.845	83.579
772	6/23/19 6:15	18.653	80.382	772	6/23/19 6:15	18.949	76.876	772	6/23/19 6:15	18.392	77.225	772	6/23/19 6:15	18.538	79.853	772	6/23/19 6:15	14.848	83.579
773	6/23/19 6:20	18.646	80.382	773	6/23/19 6:20	18.944	76.876	773	6/23/19 6:20	18.388	77.400	773	6/23/19 6:20	18.533	80.029	773	6/23/19 6:20	14.830	83.399
774	6/23/19 6:25	18.643	80.382	774	6/23/19 6:25	18.937	76.876	774	6/23/19 6:25	18.383	77.400	774	6/23/19 6:25	18.528	80.029	774	6/23/19 6:25	14.832	83.221
775	6/23/19 6:30	18.639	80.382	775	6/23/19 6:30	18.935	76.876	775	6/23/19 6:30	18.378	77.400	775	6/23/19 6:30	18.526	80.029	775	6/23/19 6:30	14.820	83.399
776	6/23/19 6:35	18.634	80.382	776	6/23/19 6:35	18.930	77.050	776	6/23/19 6:35	18.373	77.400	776	6/23/19 6:35	18.521	80.029	776	6/23/19 6:35	14.818	83.221
777	6/23/19 6:40	18.627	80.382	777	6/23/19 6:40	18.925	77.050	777	6/23/19 6:40	18.368	77.400	777	6/23/19 6:40	18.513	80.029	777	6/23/19 6:40	14.795	83.757
778	6/23/19 6:45	18.624	80.382	778	6/23/19 6:45	18.921	77.050	778	6/23/19 6:45	18.363	77.400	778	6/23/19 6:45	18.509	80.029	778	6/23/19 6:45	14.810	83.935
779	6/23/19 6:50	18.620	80.559	779	6/23/19 6:50	18.916	77.050	779	6/23/19 6:50	18.358	77.400	779	6/23/19 6:50	18.506	80.029	779	6/23/19 6:50	14.797	83.757
780	6/23/19 6:55	18.613	80.559	780	6/23/19 6:55	18.911	77.050	780	6/23/19 6:55	18.355	77.400	780	6/23/19 6:55	18.501	80.206	780	6/23/19 6:55	14.799	83.579
781	6/23/19 7:00	18.610	80.382	781	6/23/19 7:00	18.906	77.050	781	6/23/19 7:00	18.351	77.400	781	6/23/19 7:00	18.497	80.206	781	6/23/19 7:00	14.805	83.757
782	6/23/19 7:05	18.606	80.559	782	6/23/19 7:05	18.901	77.050	782	6/23/19 7:05	18.345	77.400	782	6/23/19 7:05	18.489	80.206	782	6/23/19 7:05	14.795	83.935

TABLE 5 - (PAGE 18 OF 39)
LOGGER DATA FOR OW-2, OW-5, OW-9, OW-13 AND NORTHWEST PROVIDENCE CHANNEL
CARNIVAL GRAND PORT
GRAND BAHAMA, BAHAMA ISLANDS

OW-2				OW-5				OW-9				OW-13				Northwest Providence Channel			
Plot Title: 20483953				Plot Title: 20483955				Plot Title: 20266370				Plot Title: 20483956				Plot Title: 20331041			
#	Date Time, GMT-04:00	Abs Pres, psi	Temp, °F	#	Date Time, GMT-04:00	Abs Pres, psi	Temp, °F	#	Date Time, GMT-04:00	Abs Pres, psi	Temp, °F	#	Date Time, GMT-04:00	Abs Pres, psi	Temp, °F	#	Date Time, GMT-04:00	Abs Pres, psi	Temp, °F
783	6/23/19 7:10	18.601	80.559	783	6/23/19 7:10	18.896	77.050	783	6/23/19 7:10	18.341	77.400	783	6/23/19 7:10	18.484	80.206	783	6/23/19 7:10	14.790	83.757
784	6/23/19 7:15	18.599	80.559	784	6/23/19 7:15	18.894	77.050	784	6/23/19 7:15	18.339	77.574	784	6/23/19 7:15	18.482	80.206	784	6/23/19 7:15	14.795	83.935
785	6/23/19 7:20	18.594	80.559	785	6/23/19 7:20	18.891	77.050	785	6/23/19 7:20	18.336	77.574	785	6/23/19 7:20	18.477	80.206	785	6/23/19 7:20	14.794	84.115
786	6/23/19 7:25	18.594	80.559	786	6/23/19 7:25	18.892	77.225	786	6/23/19 7:25	18.336	77.574	786	6/23/19 7:25	18.479	80.206	786	6/23/19 7:25	14.818	84.295
787	6/23/19 7:30	18.594	80.559	787	6/23/19 7:30	18.889	77.225	787	6/23/19 7:30	18.334	77.574	787	6/23/19 7:30	18.477	80.206	787	6/23/19 7:30	14.811	84.295
788	6/23/19 7:35	18.590	80.559	788	6/23/19 7:35	18.887	77.225	788	6/23/19 7:35	18.334	77.574	788	6/23/19 7:35	18.472	80.206	788	6/23/19 7:35	14.821	84.295
789	6/23/19 7:40	18.590	80.559	789	6/23/19 7:40	18.887	77.225	789	6/23/19 7:40	18.334	77.574	789	6/23/19 7:40	18.472	80.206	789	6/23/19 7:40	14.828	84.474
790	6/23/19 7:45	18.590	80.559	790	6/23/19 7:45	18.887	77.225	790	6/23/19 7:45	18.331	77.574	790	6/23/19 7:45	18.470	80.206	790	6/23/19 7:45	14.836	84.474
791	6/23/19 7:50	18.587	80.559	791	6/23/19 7:50	18.887	77.225	791	6/23/19 7:50	18.331	77.574	791	6/23/19 7:50	18.470	80.206	791	6/23/19 7:50	14.826	84.474
792	6/23/19 7:55	18.585	80.559	792	6/23/19 7:55	18.885	77.225	792	6/23/19 7:55	18.329	77.574	792	6/23/19 7:55	18.470	80.206	792	6/23/19 7:55	14.840	84.474
793	6/23/19 8:00	18.587	80.559	793	6/23/19 8:00	18.880	77.400	793	6/23/19 8:00	18.331	77.574	793	6/23/19 8:00	18.467	80.206	793	6/23/19 8:00	14.855	84.474
794	6/23/19 8:05	18.585	80.559	794	6/23/19 8:05	18.883	77.400	794	6/23/19 8:05	18.326	77.574	794	6/23/19 8:05	18.465	80.382	794	6/23/19 8:05	14.860	84.654
795	6/23/19 8:10	18.585	80.559	795	6/23/19 8:10	18.883	77.400	795	6/23/19 8:10	18.326	77.574	795	6/23/19 8:10	18.463	80.382	795	6/23/19 8:10	14.875	84.654
796	6/23/19 8:15	18.580	80.559	796	6/23/19 8:15	18.880	77.400	796	6/23/19 8:15	18.324	77.574	796	6/23/19 8:15	18.463	80.382	796	6/23/19 8:15	14.868	84.654
797	6/23/19 8:20	18.582	80.559	797	6/23/19 8:20	18.881	77.574	797	6/23/19 8:20	18.321	77.574	797	6/23/19 8:20	18.460	80.382	797	6/23/19 8:20	14.868	84.834
798	6/23/19 8:25	18.580	80.559	798	6/23/19 8:25	18.878	77.574	798	6/23/19 8:25	18.319	77.574	798	6/23/19 8:25	18.460	80.382	798	6/23/19 8:25	14.895	85.014
799	6/23/19 8:30	18.580	80.559	799	6/23/19 8:30	18.881	77.574	799	6/23/19 8:30	18.319	77.574	799	6/23/19 8:30	18.455	80.382	799	6/23/19 8:30	14.905	85.014
800	6/23/19 8:35	18.580	80.559	800	6/23/19 8:35	18.878	77.574	800	6/23/19 8:35	18.319	77.574	800	6/23/19 8:35	18.458	80.382	800	6/23/19 8:35	14.908	85.194
801	6/23/19 8:40	18.580	80.559	801	6/23/19 8:40	18.881	77.749	801	6/23/19 8:40	18.321	77.574	801	6/23/19 8:40	18.458	80.382	801	6/23/19 8:40	14.932	85.194
802	6/23/19 8:45	18.580	80.559	802	6/23/19 8:45	18.881	77.749	802	6/23/19 8:45	18.319	77.749	802	6/23/19 8:45	18.455	80.382	802	6/23/19 8:45	14.947	85.374
803	6/23/19 8:50	18.580	80.559	803	6/23/19 8:50	18.882	77.923	803	6/23/19 8:50	18.319	77.749	803	6/23/19 8:50	18.455	80.382	803	6/23/19 8:50	14.964	85.374
804	6/23/19 8:55	18.582	80.559	804	6/23/19 8:55	18.887	77.923	804	6/23/19 8:55	18.322	77.749	804	6/23/19 8:55	18.458	80.382	804	6/23/19 8:55	14.969	85.374
805	6/23/19 9:00	18.585	80.559	805	6/23/19 9:00	18.887	77.923	805	6/23/19 9:00	18.324	77.749	805	6/23/19 9:00	18.460	80.382	805	6/23/19 9:00	15.005	85.374
806	6/23/19 9:05	18.587	80.559	806	6/23/19 9:05	18.890	78.098	806	6/23/19 9:05	18.327	77.749	806	6/23/19 9:05	18.463	80.382	806	6/23/19 9:05	15.006	85.554
807	6/23/19 9:10	18.590	80.559	807	6/23/19 9:10	18.895	78.098	807	6/23/19 9:10	18.329	77.749	807	6/23/19 9:10	18.463	80.382	807	6/23/19 9:10	15.030	85.554
808	6/23/19 9:15	18.590	80.559	808	6/23/19 9:15	18.895	78.274	808	6/23/19 9:15	18.332	77.749	808	6/23/19 9:15	18.463	80.382	808	6/23/19 9:15	15.040	85.735
809	6/23/19 9:20	18.594	80.559	809	6/23/19 9:20	18.897	78.274	809	6/23/19 9:20	18.332	77.749	809	6/23/19 9:20	18.463	80.382	809	6/23/19 9:20	15.059	85.735
810	6/23/19 9:25	18.596	80.559	810	6/23/19 9:25	18.900	78.449	810	6/23/19 9:25	18.334	77.749	810	6/23/19 9:25	18.468	80.382	810	6/23/19 9:25	15.087	85.915
811	6/23/19 9:30	18.599	80.559	811	6/23/19 9:30	18.903	78.449	811	6/23/19 9:30	18.339	77.749	811	6/23/19 9:30	18.472	80.382	811	6/23/19 9:30	15.104	86.097
812	6/23/19 9:35	18.601	80.559	812	6/23/19 9:35	18.906	78.624	812	6/23/19 9:35	18.339	77.749	812	6/23/19 9:35	18.472	80.382	812	6/23/19 9:35	15.114	86.097
813	6/23/19 9:40	18.606	80.559	813	6/23/19 9:40	18.911	78.624	813	6/23/19 9:40	18.344	77.749	813	6/23/19 9:40	18.475	80.382	813	6/23/19 9:40	15.155	86.277
814	6/23/19 9:45	18.611	80.559	814	6/23/19 9:45	18.914	78.800	814	6/23/19 9:45	18.349	77.749	814	6/23/19 9:45	18.480	80.382	814	6/23/19 9:45	15.151	86.459
815	6/23/19 9:50	18.615	80.559	815	6/23/19 9:50	18.921	78.800	815	6/23/19 9:50	18.352	77.749	815	6/23/19 9:50	18.484	80.206	815	6/23/19 9:50	15.159	86.459
816	6/23/19 9:55	18.620	80.559	816	6/23/19 9:55	18.929	78.975	816	6/23/19 9:55	18.359	77.749	816	6/23/19 9:55	18.489	80.206	816	6/23/19 9:55	15.157	86.641
817	6/23/19 10:00	18.627	80.559	817	6/23/19 10:00	18.934	79.151	817	6/23/19 10:00	18.364	77.749	817	6/23/19 10:00	18.497	80.206	817	6/23/19 10:00	15.244	86.641
818	6/23/19 10:05	18.632	80.559	818	6/23/19 10:05	18.942	79.151	818	6/23/19 10:05	18.372	77.749	818	6/23/19 10:05	18.499	80.029	818	6/23/19 10:05	15.247	86.823
819	6/23/19 10:10	18.639	80.559	819	6/23/19 10:10	18.947	79.326	819	6/23/19 10:10	18.377	77.749	819	6/23/19 10:10	18.506	79.853	819	6/23/19 10:10	15.249	86.823
820	6/23/19 10:15	18.644	80.559	820	6/23/19 10:15	18.952	79.326	820	6/23/19 10:15	18.382	77.749	820	6/23/19 10:15	18.511	79.853	820	6/23/19 10:15	15.245	87.004
821	6/23/19 10:20	18.651	80.559	821	6/23/19 10:20	18.960	79.502	821	6/23/19 10:20	18.387	77.749	821	6/23/19 10:20	18.515	79.502	821	6/23/19 10:20	15.301	87.186
822	6/23/19 10:25	18.658	80.559	822	6/23/19 10:25	18.965	79.502	822	6/23/19 10:25	18.394	77.749	822	6/23/19 10:25	18.522	79.502	822	6/23/19 10:25	15.341	87.368
823	6/23/19 10:30	18.661	80.559	823	6/23/19 10:30	18.969	79.502	823	6/23/19 10:30	18.399	77.749	823	6/23/19 10:30	18.527	79.326	823	6/23/19 10:30	15.342	87.733
824	6/23/19 10:35	18.668	80.559	824	6/23/19 10:35	18.980	79.678	824	6/23/19 10:35	18.407	77.749	824	6/23/19 10:35	18.534	79.151	824	6/23/19 10:35	15.350	87.915
825	6/23/19 10:40	18.672	80.559	825	6/23/19 10:40	18.982	79.678	825	6/23/19 10:40	18.412	77.749	825	6/23/19 10:40	18.538	79.151	825	6/23/19 10:40	15.364	87.915
826	6/23/19 10:45	18.677	80.559	826	6/23/19 10:45	18.987	79.678	826	6/23/19 10:45	18.417	77.749	826	6/23/19 10:45	18.543	78.975	826	6/23/19 10:45	15.379	88.099
827	6/23/19 10:50	18.682	80.559	827	6/23/19 10:50	18.992	79.678	827	6/23/19 10:50	18.422	77.749	827	6/23/19 10:50	18.550	78.800	827	6/23/19 10:50	15.394	88.282
828	6/23/19 10:55	18.689	80.559	828	6/23/19 10:55	18.997	79.678	828	6/23/19 10:55	18.424	77.749	828	6/23/19 10:55	18.550	78.624	828	6/23/19 10:55	15.412	88.466

TABLE 5 - (PAGE 19 OF 39)
LOGGER DATA FOR OW-2, OW-5, OW-9, OW-13 AND NORTHWEST PROVIDENCE CHANNEL
CARNIVAL GRAND PORT
GRAND BAHAMA, BAHAMA ISLANDS

OW-2				OW-5				OW-9				OW-13				Northwest Providence Channel			
Plot Title: 20483953				Plot Title: 20483955				Plot Title: 20266370				Plot Title: 20483956				Plot Title: 20331041			
#	Date Time, GMT-04:00	Abs Pres, psi	Temp, °F	#	Date Time, GMT-04:00	Abs Pres, psi	Temp, °F	#	Date Time, GMT-04:00	Abs Pres, psi	Temp, °F	#	Date Time, GMT-04:00	Abs Pres, psi	Temp, °F	#	Date Time, GMT-04:00	Abs Pres, psi	Temp, °F
829	6/23/19 11:00	18.691	80.559	829	6/23/19 11:00	19.002	79.678	829	6/23/19 11:00	18.429	77.749	829	6/23/19 11:00	18.554	78.449	829	6/23/19 11:00	15.419	88.466
830	6/23/19 11:05	18.698	80.559	830	6/23/19 11:05	19.006	79.502	830	6/23/19 11:05	18.437	77.749	830	6/23/19 11:05	18.561	78.274	830	6/23/19 11:05	15.443	88.466
831	6/23/19 11:10	18.698	80.559	831	6/23/19 11:10	19.008	79.326	831	6/23/19 11:10	18.439	77.574	831	6/23/19 11:10	18.566	78.098	831	6/23/19 11:10	15.451	88.650
832	6/23/19 11:15	18.706	80.559	832	6/23/19 11:15	19.011	79.502	832	6/23/19 11:15	18.439	77.574	832	6/23/19 11:15	18.570	77.923	832	6/23/19 11:15	15.468	88.650
833	6/23/19 11:20	18.708	80.559	833	6/23/19 11:20	19.015	79.151	833	6/23/19 11:20	18.444	77.574	833	6/23/19 11:20	18.575	77.923	833	6/23/19 11:20	15.442	88.833
834	6/23/19 11:25	18.710	80.559	834	6/23/19 11:25	19.013	78.800	834	6/23/19 11:25	18.446	77.574	834	6/23/19 11:25	18.577	77.749	834	6/23/19 11:25	15.481	88.833
835	6/23/19 11:30	18.713	80.559	835	6/23/19 11:30	19.018	78.624	835	6/23/19 11:30	18.449	77.574	835	6/23/19 11:30	18.577	77.749	835	6/23/19 11:30	15.456	88.650
836	6/23/19 11:35	18.717	80.559	836	6/23/19 11:35	19.020	78.449	836	6/23/19 11:35	18.451	77.574	836	6/23/19 11:35	18.582	77.749	836	6/23/19 11:35	15.505	88.650
837	6/23/19 11:40	18.720	80.559	837	6/23/19 11:40	19.023	78.098	837	6/23/19 11:40	18.454	77.574	837	6/23/19 11:40	18.584	77.574	837	6/23/19 11:40	15.486	88.833
838	6/23/19 11:45	18.725	80.559	838	6/23/19 11:45	19.025	77.923	838	6/23/19 11:45	18.459	77.574	838	6/23/19 11:45	18.589	77.574	838	6/23/19 11:45	15.518	89.017
839	6/23/19 11:50	18.729	80.559	839	6/23/19 11:50	19.030	77.749	839	6/23/19 11:50	18.464	77.574	839	6/23/19 11:50	18.594	77.574	839	6/23/19 11:50	15.579	89.017
840	6/23/19 11:55	18.732	80.559	840	6/23/19 11:55	19.034	77.574	840	6/23/19 11:55	18.469	77.574	840	6/23/19 11:55	18.599	77.749	840	6/23/19 11:55	15.537	89.017
841	6/23/19 12:00	18.739	80.559	841	6/23/19 12:00	19.039	77.574	841	6/23/19 12:00	18.474	77.574	841	6/23/19 12:00	18.604	77.749	841	6/23/19 12:00	15.543	89.200
842	6/23/19 12:05	18.744	80.559	842	6/23/19 12:05	19.043	77.400	842	6/23/19 12:05	18.479	77.574	842	6/23/19 12:05	18.607	77.749	842	6/23/19 12:05	15.524	89.384
843	6/23/19 12:10	18.746	80.559	843	6/23/19 12:10	19.048	77.400	843	6/23/19 12:10	18.481	77.574	843	6/23/19 12:10	18.609	77.749	843	6/23/19 12:10	15.611	89.384
844	6/23/19 12:15	18.748	80.559	844	6/23/19 12:15	19.050	77.225	844	6/23/19 12:15	18.483	77.400	844	6/23/19 12:15	18.614	77.923	844	6/23/19 12:15	15.573	89.569
845	6/23/19 12:20	18.753	80.559	845	6/23/19 12:20	19.054	77.050	845	6/23/19 12:20	18.491	77.400	845	6/23/19 12:20	18.617	77.923	845	6/23/19 12:20	15.602	89.569
846	6/23/19 12:25	18.760	80.559	846	6/23/19 12:25	19.059	77.050	846	6/23/19 12:25	18.496	77.400	846	6/23/19 12:25	18.624	77.923	846	6/23/19 12:25	15.593	89.755
847	6/23/19 12:30	18.765	80.559	847	6/23/19 12:30	19.062	77.050	847	6/23/19 12:30	18.498	77.400	847	6/23/19 12:30	18.629	77.923	847	6/23/19 12:30	15.632	89.938
848	6/23/19 12:35	18.767	80.382	848	6/23/19 12:35	19.066	76.876	848	6/23/19 12:35	18.503	77.400	848	6/23/19 12:35	18.632	78.098	848	6/23/19 12:35	15.632	89.938
849	6/23/19 12:40	18.774	80.382	849	6/23/19 12:40	19.071	76.876	849	6/23/19 12:40	18.503	77.400	849	6/23/19 12:40	18.637	78.098	849	6/23/19 12:40	15.575	90.124
850	6/23/19 12:45	18.776	80.382	850	6/23/19 12:45	19.076	76.876	850	6/23/19 12:45	18.508	77.400	850	6/23/19 12:45	18.639	78.098	850	6/23/19 12:45	15.645	90.124
851	6/23/19 12:50	18.779	80.382	851	6/23/19 12:50	19.080	76.703	851	6/23/19 12:50	18.511	77.400	851	6/23/19 12:50	18.645	78.274	851	6/23/19 12:50	15.602	90.309
852	6/23/19 12:55	18.786	80.382	852	6/23/19 12:55	19.083	76.703	852	6/23/19 12:55	18.518	77.400	852	6/23/19 12:55	18.647	78.274	852	6/23/19 12:55	15.683	90.495
853	6/23/19 13:00	18.786	80.382	853	6/23/19 13:00	19.083	76.703	853	6/23/19 13:00	18.521	77.400	853	6/23/19 13:00	18.652	78.274	853	6/23/19 13:00	15.637	90.495
854	6/23/19 13:05	18.790	80.382	854	6/23/19 13:05	19.087	76.703	854	6/23/19 13:05	18.523	77.400	854	6/23/19 13:05	18.657	78.274	854	6/23/19 13:05	15.649	90.680
855	6/23/19 13:10	18.795	80.382	855	6/23/19 13:10	19.089	76.528	855	6/23/19 13:10	18.528	77.400	855	6/23/19 13:10	18.660	78.449	855	6/23/19 13:10	15.657	90.680
856	6/23/19 13:15	18.798	80.382	856	6/23/19 13:15	19.094	76.528	856	6/23/19 13:15	18.531	77.400	856	6/23/19 13:15	18.662	78.449	856	6/23/19 13:15	15.626	90.867
857	6/23/19 13:20	18.800	80.382	857	6/23/19 13:20	19.097	76.528	857	6/23/19 13:20	18.533	77.225	857	6/23/19 13:20	18.665	78.449	857	6/23/19 13:20	15.657	90.867
858	6/23/19 13:25	18.800	80.382	858	6/23/19 13:25	19.097	76.528	858	6/23/19 13:25	18.536	77.400	858	6/23/19 13:25	18.667	78.449	858	6/23/19 13:25	15.533	90.867
859	6/23/19 13:30	18.805	80.382	859	6/23/19 13:30	19.097	76.528	859	6/23/19 13:30	18.535	77.225	859	6/23/19 13:30	18.670	78.449	859	6/23/19 13:30	15.635	90.867
860	6/23/19 13:35	18.805	80.382	860	6/23/19 13:35	19.099	76.528	860	6/23/19 13:35	18.538	77.225	860	6/23/19 13:35	18.672	78.449	860	6/23/19 13:35	15.604	91.053
861	6/23/19 13:40	18.807	80.382	861	6/23/19 13:40	19.099	76.528	861	6/23/19 13:40	18.540	77.225	861	6/23/19 13:40	18.672	78.449	861	6/23/19 13:40	15.629	91.053
862	6/23/19 13:45	18.809	80.382	862	6/23/19 13:45	19.099	76.528	862	6/23/19 13:45	18.540	77.225	862	6/23/19 13:45	18.675	78.449	862	6/23/19 13:45	15.671	91.240
863	6/23/19 13:50	18.809	80.382	863	6/23/19 13:50	19.101	76.354	863	6/23/19 13:50	18.543	77.225	863	6/23/19 13:50	18.672	78.449	863	6/23/19 13:50	15.576	91.425
864	6/23/19 13:55	18.812	80.382	864	6/23/19 13:55	19.103	76.354	864	6/23/19 13:55	18.543	77.225	864	6/23/19 13:55	18.675	78.449	864	6/23/19 13:55	15.606	91.425
865	6/23/19 14:00	18.814	80.382	865	6/23/19 14:00	19.103	76.354	865	6/23/19 14:00	18.545	77.225	865	6/23/19 14:00	18.677	78.449	865	6/23/19 14:00	15.572	91.425
866	6/23/19 14:05	18.817	80.382	866	6/23/19 14:05	19.106	76.354	866	6/23/19 14:05	18.550	77.225	866	6/23/19 14:05	18.684	78.449	866	6/23/19 14:05	15.591	91.425
867	6/23/19 14:10	18.817	80.382	867	6/23/19 14:10	19.108	76.354	867	6/23/19 14:10	18.553	77.225	867	6/23/19 14:10	18.682	78.449	867	6/23/19 14:10	15.535	91.425
868	6/23/19 14:15	18.819	80.382	868	6/23/19 14:15	19.111	76.354	868	6/23/19 14:15	18.553	77.225	868	6/23/19 14:15	18.684	78.449	868	6/23/19 14:15	15.612	91.240
869	6/23/19 14:20	18.821	80.382	869	6/23/19 14:20	19.111	76.354	869	6/23/19 14:20	18.555	77.225	869	6/23/19 14:20	18.684	78.449	869	6/23/19 14:20	15.573	91.240
870	6/23/19 14:25	18.821	80.382	870	6/23/19 14:25	19.111	76.354	870	6/23/19 14:25	18.555	77.225	870	6/23/19 14:25	18.687	78.449	870	6/23/19 14:25	15.569	91.240
871	6/23/19 14:30	18.821	80.382	871	6/23/19 14:30	19.111	76.354	871	6/23/19 14:30	18.555	77.225	871	6/23/19 14:30	18.687	78.449	871	6/23/19 14:30	15.505	91.240
872	6/23/19 14:35	18.821	80.382	872	6/23/19 14:35	19.113	76.354	872	6/23/19 14:35	18.555	77.225	872	6/23/19 14:35	18.687	78.449	872	6/23/19 14:35	15.508	91.240
873	6/23/19 14:40	18.821	80.382	873	6/23/19 14:40	19.108	76.354	873	6/23/19 14:40	18.555	77.225	873	6/23/19 14:40	18.687	78.449	873	6/23/19 14:40	15.595	91.240
874	6/23/19 14:45	18.819	80.382	874	6/23/19 14:45	19.108	76.354	874	6/23/19 14:45	18.550	77.225	874	6/23/19 14:45	18.686	78.274	874	6/23/19 14:45	15.551	91.053

TABLE 5 - (PAGE 20 OF 39)
LOGGER DATA FOR OW-2, OW-5, OW-9, OW-13 AND NORTHWEST PROVIDENCE CHANNEL
CARNIVAL GRAND PORT
GRAND BAHAMA, BAHAMA ISLANDS

OW-2				OW-5				OW-9				OW-13				Northwest Providence Channel			
Plot Title: 20483953				Plot Title: 20483955				Plot Title: 20266370				Plot Title: 20483956				Plot Title: 20331041			
#	Date Time, GMT-04:00	Abs Pres, psi	Temp, °F	#	Date Time, GMT-04:00	Abs Pres, psi	Temp, °F	#	Date Time, GMT-04:00	Abs Pres, psi	Temp, °F	#	Date Time, GMT-04:00	Abs Pres, psi	Temp, °F	#	Date Time, GMT-04:00	Abs Pres, psi	Temp, °F
875	6/23/19 14:50	18.817	80.382	875	6/23/19 14:50	19.108	76.354	875	6/23/19 14:50	18.550	77.225	875	6/23/19 14:50	18.684	78.274	875	6/23/19 14:50	15.459	91.053
876	6/23/19 14:55	18.814	80.382	876	6/23/19 14:55	19.103	76.354	876	6/23/19 14:55	18.550	77.225	876	6/23/19 14:55	18.684	78.274	876	6/23/19 14:55	15.452	91.053
877	6/23/19 15:00	18.809	80.382	877	6/23/19 15:00	19.100	76.181	877	6/23/19 15:00	18.545	77.225	877	6/23/19 15:00	18.681	78.274	877	6/23/19 15:00	15.478	91.053
878	6/23/19 15:05	18.809	80.382	878	6/23/19 15:05	19.098	76.181	878	6/23/19 15:05	18.543	77.225	878	6/23/19 15:05	18.679	78.274	878	6/23/19 15:05	15.447	91.053
879	6/23/19 15:10	18.807	80.382	879	6/23/19 15:10	19.095	76.181	879	6/23/19 15:10	18.540	77.225	879	6/23/19 15:10	18.674	78.274	879	6/23/19 15:10	15.396	91.053
880	6/23/19 15:15	18.805	80.382	880	6/23/19 15:15	19.093	76.181	880	6/23/19 15:15	18.538	77.225	880	6/23/19 15:15	18.676	78.098	880	6/23/19 15:15	15.432	91.053
881	6/23/19 15:20	18.800	80.382	881	6/23/19 15:20	19.091	76.181	881	6/23/19 15:20	18.535	77.225	881	6/23/19 15:20	18.671	78.098	881	6/23/19 15:20	15.405	90.867
882	6/23/19 15:25	18.795	80.382	882	6/23/19 15:25	19.086	76.181	882	6/23/19 15:25	18.530	77.225	882	6/23/19 15:25	18.669	78.098	882	6/23/19 15:25	15.359	90.867
883	6/23/19 15:30	18.793	80.382	883	6/23/19 15:30	19.081	76.181	883	6/23/19 15:30	18.525	77.225	883	6/23/19 15:30	18.666	78.098	883	6/23/19 15:30	15.361	90.867
884	6/23/19 15:35	18.788	80.382	884	6/23/19 15:35	19.076	76.181	884	6/23/19 15:35	18.520	77.225	884	6/23/19 15:35	18.659	78.274	884	6/23/19 15:35	15.310	90.867
885	6/23/19 15:40	18.783	80.382	885	6/23/19 15:40	19.071	76.181	885	6/23/19 15:40	18.515	77.225	885	6/23/19 15:40	18.657	78.274	885	6/23/19 15:40	15.317	90.680
886	6/23/19 15:45	18.779	80.382	886	6/23/19 15:45	19.066	76.181	886	6/23/19 15:45	18.513	77.225	886	6/23/19 15:45	18.652	78.274	886	6/23/19 15:45	15.314	90.680
887	6/23/19 15:50	18.776	80.382	887	6/23/19 15:50	19.064	76.181	887	6/23/19 15:50	18.510	77.225	887	6/23/19 15:50	18.647	78.274	887	6/23/19 15:50	15.322	90.680
888	6/23/19 15:55	18.769	80.382	888	6/23/19 15:55	19.061	76.181	888	6/23/19 15:55	18.503	77.225	888	6/23/19 15:55	18.645	78.274	888	6/23/19 15:55	15.293	90.680
889	6/23/19 16:00	18.764	80.382	889	6/23/19 16:00	19.054	76.181	889	6/23/19 16:00	18.500	77.225	889	6/23/19 16:00	18.638	78.449	889	6/23/19 16:00	15.256	90.680
890	6/23/19 16:05	18.762	80.382	890	6/23/19 16:05	19.052	76.181	890	6/23/19 16:05	18.495	77.225	890	6/23/19 16:05	18.635	78.449	890	6/23/19 16:05	15.236	90.495
891	6/23/19 16:10	18.755	80.382	891	6/23/19 16:10	19.044	76.181	891	6/23/19 16:10	18.490	77.225	891	6/23/19 16:10	18.630	78.449	891	6/23/19 16:10	15.222	90.495
892	6/23/19 16:15	18.750	80.382	892	6/23/19 16:15	19.039	76.181	892	6/23/19 16:15	18.485	77.225	892	6/23/19 16:15	18.625	78.449	892	6/23/19 16:15	15.241	90.495
893	6/23/19 16:20	18.745	80.382	893	6/23/19 16:20	19.037	76.181	893	6/23/19 16:20	18.478	77.225	893	6/23/19 16:20	18.618	78.449	893	6/23/19 16:20	15.195	90.495
894	6/23/19 16:25	18.741	80.382	894	6/23/19 16:25	19.030	76.181	894	6/23/19 16:25	18.478	77.225	894	6/23/19 16:25	18.616	78.624	894	6/23/19 16:25	15.170	90.309
895	6/23/19 16:30	18.736	80.382	895	6/23/19 16:30	19.027	76.181	895	6/23/19 16:30	18.470	77.225	895	6/23/19 16:30	18.611	78.624	895	6/23/19 16:30	15.170	90.309
896	6/23/19 16:35	18.731	80.382	896	6/23/19 16:35	19.022	76.181	896	6/23/19 16:35	18.465	77.225	896	6/23/19 16:35	18.604	78.800	896	6/23/19 16:35	15.175	90.309
897	6/23/19 16:40	18.724	80.382	897	6/23/19 16:40	19.018	76.181	897	6/23/19 16:40	18.460	77.225	897	6/23/19 16:40	18.599	78.800	897	6/23/19 16:40	15.165	90.309
898	6/23/19 16:45	18.722	80.382	898	6/23/19 16:45	19.015	76.181	898	6/23/19 16:45	18.455	77.225	898	6/23/19 16:45	18.597	78.975	898	6/23/19 16:45	15.093	90.309
899	6/23/19 16:50	18.719	80.382	899	6/23/19 16:50	19.010	76.181	899	6/23/19 16:50	18.452	77.225	899	6/23/19 16:50	18.592	78.975	899	6/23/19 16:50	15.148	90.124
900	6/23/19 16:55	18.715	80.382	900	6/23/19 16:55	19.005	76.181	900	6/23/19 16:55	18.445	77.225	900	6/23/19 16:55	18.585	79.151	900	6/23/19 16:55	15.092	90.124
901	6/23/19 17:00	18.707	80.382	901	6/23/19 17:00	19.001	76.181	901	6/23/19 17:00	18.440	77.225	901	6/23/19 17:00	18.583	79.151	901	6/23/19 17:00	15.102	90.124
902	6/23/19 17:05	18.703	80.382	902	6/23/19 17:05	18.996	76.181	902	6/23/19 17:05	18.435	77.225	902	6/23/19 17:05	18.578	79.326	902	6/23/19 17:05	15.080	90.124
903	6/23/19 17:10	18.698	80.382	903	6/23/19 17:10	18.991	76.181	903	6/23/19 17:10	18.430	77.225	903	6/23/19 17:10	18.573	79.326	903	6/23/19 17:10	15.044	90.124
904	6/23/19 17:15	18.693	80.382	904	6/23/19 17:15	18.986	76.181	904	6/23/19 17:15	18.425	77.225	904	6/23/19 17:15	18.566	79.326	904	6/23/19 17:15	15.027	90.124
905	6/23/19 17:20	18.686	80.382	905	6/23/19 17:20	18.981	76.181	905	6/23/19 17:20	18.420	77.225	905	6/23/19 17:20	18.561	79.502	905	6/23/19 17:20	15.008	90.124
906	6/23/19 17:25	18.679	80.559	906	6/23/19 17:25	18.976	76.181	906	6/23/19 17:25	18.412	77.225	906	6/23/19 17:25	18.554	79.502	906	6/23/19 17:25	15.010	90.124
907	6/23/19 17:30	18.672	80.559	907	6/23/19 17:30	18.969	76.354	907	6/23/19 17:30	18.405	77.225	907	6/23/19 17:30	18.549	79.502	907	6/23/19 17:30	14.976	90.124
908	6/23/19 17:35	18.665	80.559	908	6/23/19 17:35	18.967	76.354	908	6/23/19 17:35	18.400	77.225	908	6/23/19 17:35	18.545	79.678	908	6/23/19 17:35	15.000	90.124
909	6/23/19 17:40	18.661	80.559	909	6/23/19 17:40	18.960	76.354	909	6/23/19 17:40	18.392	77.225	909	6/23/19 17:40	18.540	79.678	909	6/23/19 17:40	14.965	90.309
910	6/23/19 17:45	18.655	80.382	910	6/23/19 17:45	18.952	76.354	910	6/23/19 17:45	18.385	77.400	910	6/23/19 17:45	18.532	79.678	910	6/23/19 17:45	14.933	90.309
911	6/23/19 17:50	18.649	80.559	911	6/23/19 17:50	18.945	76.354	911	6/23/19 17:50	18.383	77.400	911	6/23/19 17:50	18.527	79.678	911	6/23/19 17:50	14.936	90.495
912	6/23/19 17:55	18.642	80.559	912	6/23/19 17:55	18.938	76.528	912	6/23/19 17:55	18.375	77.400	912	6/23/19 17:55	18.520	79.853	912	6/23/19 17:55	14.939	90.495
913	6/23/19 18:00	18.639	80.559	913	6/23/19 18:00	18.934	76.528	913	6/23/19 18:00	18.371	77.400	913	6/23/19 18:00	18.513	79.853	913	6/23/19 18:00	14.929	90.495
914	6/23/19 18:05	18.632	80.559	914	6/23/19 18:05	18.929	76.703	914	6/23/19 18:05	18.363	77.400	914	6/23/19 18:05	18.511	79.853	914	6/23/19 18:05	14.903	90.680
915	6/23/19 18:10	18.627	80.559	915	6/23/19 18:10	18.922	76.703	915	6/23/19 18:10	18.358	77.400	915	6/23/19 18:10	18.506	79.853	915	6/23/19 18:10	14.920	90.680
916	6/23/19 18:15	18.623	80.559	916	6/23/19 18:15	18.915	76.876	916	6/23/19 18:15	18.353	77.400	916	6/23/19 18:15	18.498	79.853	916	6/23/19 18:15	14.881	90.680
917	6/23/19 18:20	18.615	80.559	917	6/23/19 18:20	18.913	77.050	917	6/23/19 18:20	18.348	77.400	917	6/23/19 18:20	18.491	79.853	917	6/23/19 18:20	14.898	90.680
918	6/23/19 18:25	18.611	80.559	918	6/23/19 18:25	18.906	77.225	918	6/23/19 18:25	18.344	77.574	918	6/23/19 18:25	18.489	80.029	918	6/23/19 18:25	14.874	90.680
919	6/23/19 18:30	18.606	80.559	919	6/23/19 18:30	18.905	77.400	919	6/23/19 18:30	18.341	77.574	919	6/23/19 18:30	18.486	80.029	919	6/23/19 18:30	14.862	90.680
920	6/23/19 18:35	18.601	80.559	920	6/23/19 18:35	18.900	77.574	920	6/23/19 18:35	18.336	77.574	920	6/23/19 18:35	18.481	80.029	920	6/23/19 18:35	14.871	90.680

TABLE 5 - (PAGE 21 OF 39)
LOGGER DATA FOR OW-2, OW-5, OW-9, OW-13 AND NORTHWEST PROVIDENCE CHANNEL
CARNIVAL GRAND PORT
GRAND BAHAMA, BAHAMA ISLANDS

OW-2				OW-5				OW-9				OW-13				Northwest Providence Channel			
Plot Title: 20483953				Plot Title: 20483955				Plot Title: 20266370				Plot Title: 20483956				Plot Title: 20331041			
#	Date Time, GMT-04:00	Abs Pres, psi	Temp, °F	#	Date Time, GMT-04:00	Abs Pres, psi	Temp, °F	#	Date Time, GMT-04:00	Abs Pres, psi	Temp, °F	#	Date Time, GMT-04:00	Abs Pres, psi	Temp, °F	#	Date Time, GMT-04:00	Abs Pres, psi	Temp, °F
921	6/23/19 18:40	18.599	80.559	921	6/23/19 18:40	18.893	77.749	921	6/23/19 18:40	18.331	77.574	921	6/23/19 18:40	18.477	80.029	921	6/23/19 18:40	14.864	90.680
922	6/23/19 18:45	18.596	80.559	922	6/23/19 18:45	18.891	77.749	922	6/23/19 18:45	18.329	77.574	922	6/23/19 18:45	18.474	80.029	922	6/23/19 18:45	14.859	90.495
923	6/23/19 18:50	18.590	80.559	923	6/23/19 18:50	18.887	77.923	923	6/23/19 18:50	18.326	77.574	923	6/23/19 18:50	18.467	80.029	923	6/23/19 18:50	14.861	90.309
924	6/23/19 18:55	18.587	80.559	924	6/23/19 18:55	18.885	78.098	924	6/23/19 18:55	18.321	77.574	924	6/23/19 18:55	18.464	80.029	924	6/23/19 18:55	14.855	90.124
925	6/23/19 19:00	18.585	80.559	925	6/23/19 19:00	18.883	78.274	925	6/23/19 19:00	18.319	77.574	925	6/23/19 19:00	18.464	80.029	925	6/23/19 19:00	14.869	89.755
926	6/23/19 19:05	18.582	80.559	926	6/23/19 19:05	18.881	78.449	926	6/23/19 19:05	18.319	77.574	926	6/23/19 19:05	18.459	80.029	926	6/23/19 19:05	14.840	89.755
927	6/23/19 19:10	18.580	80.559	927	6/23/19 19:10	18.879	78.449	927	6/23/19 19:10	18.314	77.574	927	6/23/19 19:10	18.460	80.206	927	6/23/19 19:10	14.857	89.200
928	6/23/19 19:15	18.578	80.559	928	6/23/19 19:15	18.874	78.624	928	6/23/19 19:15	18.314	77.574	928	6/23/19 19:15	18.457	80.206	928	6/23/19 19:15	14.867	89.200
929	6/23/19 19:20	18.575	80.559	929	6/23/19 19:20	18.872	78.800	929	6/23/19 19:20	18.311	77.574	929	6/23/19 19:20	18.455	80.206	929	6/23/19 19:20	14.853	88.650
930	6/23/19 19:25	18.575	80.559	930	6/23/19 19:25	18.872	78.800	930	6/23/19 19:25	18.309	77.574	930	6/23/19 19:25	18.452	80.206	930	6/23/19 19:25	14.865	88.650
931	6/23/19 19:30	18.573	80.559	931	6/23/19 19:30	18.870	78.975	931	6/23/19 19:30	18.309	77.574	931	6/23/19 19:30	18.450	80.206	931	6/23/19 19:30	14.860	88.466
932	6/23/19 19:35	18.571	80.559	932	6/23/19 19:35	18.868	78.975	932	6/23/19 19:35	18.307	77.749	932	6/23/19 19:35	18.450	80.206	932	6/23/19 19:35	14.861	88.099
933	6/23/19 19:40	18.568	80.559	933	6/23/19 19:40	18.869	79.151	933	6/23/19 19:40	18.307	77.749	933	6/23/19 19:40	18.450	80.206	933	6/23/19 19:40	14.880	88.099
934	6/23/19 19:45	18.566	80.559	934	6/23/19 19:45	18.864	79.151	934	6/23/19 19:45	18.302	77.749	934	6/23/19 19:45	18.445	80.206	934	6/23/19 19:45	14.870	87.733
935	6/23/19 19:50	18.563	80.559	935	6/23/19 19:50	18.864	79.326	935	6/23/19 19:50	18.302	77.749	935	6/23/19 19:50	18.443	80.206	935	6/23/19 19:50	14.885	87.368
936	6/23/19 19:55	18.561	80.559	936	6/23/19 19:55	18.864	79.326	936	6/23/19 19:55	18.302	77.749	936	6/23/19 19:55	18.443	80.206	936	6/23/19 19:55	14.898	86.823
937	6/23/19 20:00	18.559	80.559	937	6/23/19 20:00	18.864	79.326	937	6/23/19 20:00	18.299	77.749	937	6/23/19 20:00	18.443	80.206	937	6/23/19 20:00	14.901	86.823
938	6/23/19 20:05	18.561	80.559	938	6/23/19 20:05	18.862	79.502	938	6/23/19 20:05	18.299	77.749	938	6/23/19 20:05	18.443	80.206	938	6/23/19 20:05	14.900	86.459
939	6/23/19 20:10	18.559	80.559	939	6/23/19 20:10	18.865	79.502	939	6/23/19 20:10	18.302	77.749	939	6/23/19 20:10	18.440	80.206	939	6/23/19 20:10	14.917	85.915
940	6/23/19 20:15	18.561	80.559	940	6/23/19 20:15	18.862	79.502	940	6/23/19 20:15	18.302	77.749	940	6/23/19 20:15	18.440	80.206	940	6/23/19 20:15	14.907	85.735
941	6/23/19 20:20	18.561	80.559	941	6/23/19 20:20	18.863	79.678	941	6/23/19 20:20	18.299	77.749	941	6/23/19 20:20	18.440	80.206	941	6/23/19 20:20	14.939	85.735
942	6/23/19 20:25	18.559	80.559	942	6/23/19 20:25	18.863	79.678	942	6/23/19 20:25	18.302	77.749	942	6/23/19 20:25	18.443	80.206	942	6/23/19 20:25	14.933	85.554
943	6/23/19 20:30	18.561	80.559	943	6/23/19 20:30	18.865	79.678	943	6/23/19 20:30	18.304	77.749	943	6/23/19 20:30	18.443	80.206	943	6/23/19 20:30	14.959	85.194
944	6/23/19 20:35	18.563	80.559	944	6/23/19 20:35	18.865	79.678	944	6/23/19 20:35	18.307	77.749	944	6/23/19 20:35	18.443	80.206	944	6/23/19 20:35	14.951	85.014
945	6/23/19 20:40	18.563	80.559	945	6/23/19 20:40	18.868	79.678	945	6/23/19 20:40	18.307	77.749	945	6/23/19 20:40	18.443	80.206	945	6/23/19 20:40	14.978	85.194
946	6/23/19 20:45	18.566	80.559	946	6/23/19 20:45	18.868	79.678	946	6/23/19 20:45	18.309	77.749	946	6/23/19 20:45	18.445	80.206	946	6/23/19 20:45	14.984	85.554
947	6/23/19 20:50	18.568	80.559	947	6/23/19 20:50	18.873	79.853	947	6/23/19 20:50	18.312	77.749	947	6/23/19 20:50	18.445	80.206	947	6/23/19 20:50	15.018	85.735
948	6/23/19 20:55	18.568	80.559	948	6/23/19 20:55	18.873	79.853	948	6/23/19 20:55	18.312	77.749	948	6/23/19 20:55	18.445	80.206	948	6/23/19 20:55	15.032	85.554
949	6/23/19 21:00	18.571	80.559	949	6/23/19 21:00	18.876	79.853	949	6/23/19 21:00	18.312	77.749	949	6/23/19 21:00	18.450	80.206	949	6/23/19 21:00	15.034	85.374
950	6/23/19 21:05	18.573	80.559	950	6/23/19 21:05	18.883	79.853	950	6/23/19 21:05	18.317	77.749	950	6/23/19 21:05	18.452	80.206	950	6/23/19 21:05	15.046	85.374
951	6/23/19 21:10	18.575	80.559	951	6/23/19 21:10	18.883	79.853	951	6/23/19 21:10	18.319	77.749	951	6/23/19 21:10	18.452	80.206	951	6/23/19 21:10	15.075	85.374
952	6/23/19 21:15	18.578	80.559	952	6/23/19 21:15	18.885	79.853	952	6/23/19 21:15	18.322	77.749	952	6/23/19 21:15	18.455	80.206	952	6/23/19 21:15	15.073	85.374
953	6/23/19 21:20	18.580	80.559	953	6/23/19 21:20	18.888	79.853	953	6/23/19 21:20	18.324	77.749	953	6/23/19 21:20	18.457	80.206	953	6/23/19 21:20	15.090	85.374
954	6/23/19 21:25	18.582	80.559	954	6/23/19 21:25	18.890	79.853	954	6/23/19 21:25	18.327	77.749	954	6/23/19 21:25	18.462	80.029	954	6/23/19 21:25	15.094	85.014
955	6/23/19 21:30	18.587	80.559	955	6/23/19 21:30	18.895	79.853	955	6/23/19 21:30	18.329	77.749	955	6/23/19 21:30	18.464	80.029	955	6/23/19 21:30	15.106	85.194
956	6/23/19 21:35	18.592	80.559	956	6/23/19 21:35	18.900	79.853	956	6/23/19 21:35	18.334	77.749	956	6/23/19 21:35	18.469	80.029	956	6/23/19 21:35	15.138	85.374
957	6/23/19 21:40	18.596	80.559	957	6/23/19 21:40	18.905	79.853	957	6/23/19 21:40	18.339	77.749	957	6/23/19 21:40	18.471	79.853	957	6/23/19 21:40	15.165	85.554
958	6/23/19 21:45	18.601	80.559	958	6/23/19 21:45	18.910	79.853	958	6/23/19 21:45	18.347	77.749	958	6/23/19 21:45	18.476	79.678	958	6/23/19 21:45	15.185	85.554
959	6/23/19 21:50	18.606	80.559	959	6/23/19 21:50	18.915	79.853	959	6/23/19 21:50	18.349	77.749	959	6/23/19 21:50	18.483	79.678	959	6/23/19 21:50	15.178	85.735
960	6/23/19 21:55	18.611	80.559	960	6/23/19 21:55	18.919	79.853	960	6/23/19 21:55	18.354	77.749	960	6/23/19 21:55	18.487	79.326	960	6/23/19 21:55	15.210	85.915
961	6/23/19 22:00	18.618	80.559	961	6/23/19 22:00	18.927	79.853	961	6/23/19 22:00	18.359	77.749	961	6/23/19 22:00	18.492	79.151	961	6/23/19 22:00	15.223	86.097
962	6/23/19 22:05	18.623	80.559	962	6/23/19 22:05	18.932	79.853	962	6/23/19 22:05	18.364	77.749	962	6/23/19 22:05	18.497	79.151	962	6/23/19 22:05	15.219	85.735
963	6/23/19 22:10	18.627	80.559	963	6/23/19 22:10	18.936	79.853	963	6/23/19 22:10	18.372	77.749	963	6/23/19 22:10	18.501	78.800	963	6/23/19 22:10	15.286	85.554
964	6/23/19 22:15	18.634	80.559	964	6/23/19 22:15	18.944	79.853	964	6/23/19 22:15	18.377	77.749	964	6/23/19 22:15	18.505	78.624	964	6/23/19 22:15	15.269	85.554
965	6/23/19 22:20	18.639	80.559	965	6/23/19 22:20	18.951	79.853	965	6/23/19 22:20	18.382	77.749	965	6/23/19 22:20	18.512	78.274	965	6/23/19 22:20	15.330	85.554
966	6/23/19 22:25	18.644	80.559	966	6/23/19 22:25	18.956	79.853	966	6/23/19 22:25	18.387	77.749	966	6/23/19 22:25	18.519	78.098	966	6/23/19 22:25	15.320	85.374

TABLE 5 - (PAGE 22 OF 39)
LOGGER DATA FOR OW-2, OW-5, OW-9, OW-13 AND NORTHWEST PROVIDENCE CHANNEL
CARNIVAL GRAND PORT
GRAND BAHAMA, BAHAMA ISLANDS

OW-2				OW-5				OW-9				OW-13				Northwest Providence Channel			
Plot Title: 20483953				Plot Title: 20483955				Plot Title: 20266370				Plot Title: 20483956				Plot Title: 20331041			
#	Date Time, GMT-04:00	Abs Pres, psi	Temp, °F	#	Date Time, GMT-04:00	Abs Pres, psi	Temp, °F	#	Date Time, GMT-04:00	Abs Pres, psi	Temp, °F	#	Date Time, GMT-04:00	Abs Pres, psi	Temp, °F	#	Date Time, GMT-04:00	Abs Pres, psi	Temp, °F
967	6/23/19 22:30	18.651	80.559	967	6/23/19 22:30	18.965	79.678	967	6/23/19 22:30	18.394	77.749	967	6/23/19 22:30	18.523	77.923	967	6/23/19 22:30	15.343	85.735
968	6/23/19 22:35	18.658	80.559	968	6/23/19 22:35	18.970	79.678	968	6/23/19 22:35	18.402	77.749	968	6/23/19 22:35	18.528	77.749	968	6/23/19 22:35	15.367	85.735
969	6/23/19 22:40	18.663	80.559	969	6/23/19 22:40	18.977	79.502	969	6/23/19 22:40	18.409	77.749	969	6/23/19 22:40	18.533	77.749	969	6/23/19 22:40	15.371	85.554
970	6/23/19 22:45	18.668	80.559	970	6/23/19 22:45	18.979	79.502	970	6/23/19 22:45	18.412	77.749	970	6/23/19 22:45	18.540	77.749	970	6/23/19 22:45	15.375	85.915
971	6/23/19 22:50	18.677	80.559	971	6/23/19 22:50	18.984	79.502	971	6/23/19 22:50	18.419	77.749	971	6/23/19 22:50	18.547	77.749	971	6/23/19 22:50	15.425	85.735
972	6/23/19 22:55	18.682	80.559	972	6/23/19 22:55	18.991	79.326	972	6/23/19 22:55	18.424	77.574	972	6/23/19 22:55	18.553	77.923	972	6/23/19 22:55	15.454	85.735
973	6/23/19 23:00	18.689	80.559	973	6/23/19 23:00	18.995	78.975	973	6/23/19 23:00	18.431	77.574	973	6/23/19 23:00	18.563	77.923	973	6/23/19 23:00	15.464	85.735
974	6/23/19 23:05	18.696	80.559	974	6/23/19 23:05	19.004	78.800	974	6/23/19 23:05	18.439	77.574	974	6/23/19 23:05	18.568	77.923	974	6/23/19 23:05	15.508	85.735
975	6/23/19 23:10	18.703	80.559	975	6/23/19 23:10	19.008	78.624	975	6/23/19 23:10	18.444	77.574	975	6/23/19 23:10	18.575	78.098	975	6/23/19 23:10	15.474	85.735
976	6/23/19 23:15	18.706	80.559	976	6/23/19 23:15	19.014	78.274	976	6/23/19 23:15	18.451	77.574	976	6/23/19 23:15	18.580	78.098	976	6/23/19 23:15	15.505	85.735
977	6/23/19 23:20	18.713	80.559	977	6/23/19 23:20	19.019	78.098	977	6/23/19 23:20	18.459	77.574	977	6/23/19 23:20	18.585	78.098	977	6/23/19 23:20	15.544	85.735
978	6/23/19 23:25	18.720	80.559	978	6/23/19 23:25	19.025	77.923	978	6/23/19 23:25	18.464	77.574	978	6/23/19 23:25	18.591	78.274	978	6/23/19 23:25	15.537	85.915
979	6/23/19 23:30	18.725	80.559	979	6/23/19 23:30	19.027	77.749	979	6/23/19 23:30	18.466	77.574	979	6/23/19 23:30	18.598	78.274	979	6/23/19 23:30	15.562	85.915
980	6/23/19 23:35	18.734	80.559	980	6/23/19 23:35	19.037	77.574	980	6/23/19 23:35	18.474	77.574	980	6/23/19 23:35	18.600	78.274	980	6/23/19 23:35	15.586	85.915
981	6/23/19 23:40	18.739	80.559	981	6/23/19 23:40	19.044	77.574	981	6/23/19 23:40	18.481	77.574	981	6/23/19 23:40	18.608	78.274	981	6/23/19 23:40	15.588	85.915
982	6/23/19 23:45	18.746	80.559	982	6/23/19 23:45	19.048	77.400	982	6/23/19 23:45	18.486	77.400	982	6/23/19 23:45	18.615	78.274	982	6/23/19 23:45	15.610	85.915
983	6/23/19 23:50	18.753	80.382	983	6/23/19 23:50	19.052	77.225	983	6/23/19 23:50	18.493	77.400	983	6/23/19 23:50	18.623	78.449	983	6/23/19 23:50	15.656	85.735
984	6/23/19 23:55	18.760	80.382	984	6/23/19 23:55	19.060	77.225	984	6/23/19 23:55	18.501	77.400	984	6/23/19 23:55	18.628	78.449	984	6/23/19 23:55	15.639	85.735
985	6/24/19 0:00	18.767	80.559	985	6/24/19 0:00	19.064	77.050	985	6/24/19 0:00	18.506	77.400	985	6/24/19 0:00	18.630	78.449	985	6/24/19 0:00	15.646	85.735
986	6/24/19 0:05	18.769	80.382	986	6/24/19 0:05	19.071	77.050	986	6/24/19 0:05	18.511	77.400	986	6/24/19 0:05	18.638	78.449	986	6/24/19 0:05	15.643	85.735
987	6/24/19 0:10	18.779	80.382	987	6/24/19 0:10	19.076	76.876	987	6/24/19 0:10	18.518	77.400	987	6/24/19 0:10	18.642	78.449	987	6/24/19 0:10	15.624	85.735
988	6/24/19 0:15	18.786	80.382	988	6/24/19 0:15	19.083	76.876	988	6/24/19 0:15	18.523	77.400	988	6/24/19 0:15	18.650	78.449	988	6/24/19 0:15	15.692	85.735
989	6/24/19 0:20	18.790	80.382	989	6/24/19 0:20	19.088	76.876	989	6/24/19 0:20	18.528	77.400	989	6/24/19 0:20	18.655	78.449	989	6/24/19 0:20	15.694	85.735
990	6/24/19 0:25	18.795	80.382	990	6/24/19 0:25	19.092	76.703	990	6/24/19 0:25	18.533	77.400	990	6/24/19 0:25	18.660	78.449	990	6/24/19 0:25	15.709	85.735
991	6/24/19 0:30	18.800	80.382	991	6/24/19 0:30	19.097	76.703	991	6/24/19 0:30	18.540	77.225	991	6/24/19 0:30	18.667	78.449	991	6/24/19 0:30	15.733	85.735
992	6/24/19 0:35	18.807	80.382	992	6/24/19 0:35	19.099	76.703	992	6/24/19 0:35	18.545	77.225	992	6/24/19 0:35	18.670	78.449	992	6/24/19 0:35	15.756	85.915
993	6/24/19 0:40	18.812	80.382	993	6/24/19 0:40	19.104	76.528	993	6/24/19 0:40	18.550	77.225	993	6/24/19 0:40	18.675	78.449	993	6/24/19 0:40	15.768	86.097
994	6/24/19 0:45	18.817	80.382	994	6/24/19 0:45	19.109	76.528	994	6/24/19 0:45	18.555	77.225	994	6/24/19 0:45	18.680	78.624	994	6/24/19 0:45	15.756	85.915
995	6/24/19 0:50	18.821	80.382	995	6/24/19 0:50	19.114	76.528	995	6/24/19 0:50	18.560	77.225	995	6/24/19 0:50	18.685	78.624	995	6/24/19 0:50	15.807	85.915
996	6/24/19 0:55	18.826	80.382	996	6/24/19 0:55	19.116	76.528	996	6/24/19 0:55	18.565	77.225	996	6/24/19 0:55	18.690	78.624	996	6/24/19 0:55	15.775	85.915
997	6/24/19 1:00	18.831	80.382	997	6/24/19 1:00	19.123	76.528	997	6/24/19 1:00	18.570	77.225	997	6/24/19 1:00	18.692	78.624	997	6/24/19 1:00	15.751	86.097
998	6/24/19 1:05	18.833	80.382	998	6/24/19 1:05	19.126	76.528	998	6/24/19 1:05	18.573	77.225	998	6/24/19 1:05	18.695	78.624	998	6/24/19 1:05	15.759	86.097
999	6/24/19 1:10	18.840	80.382	999	6/24/19 1:10	19.128	76.354	999	6/24/19 1:10	18.578	77.225	999	6/24/19 1:10	18.702	78.624	999	6/24/19 1:10	15.756	86.097
1000	6/24/19 1:15	18.843	80.382	1000	6/24/19 1:15	19.133	76.354	1000	6/24/19 1:15	18.580	77.225	1000	6/24/19 1:15	18.704	78.624	1000	6/24/19 1:15	15.796	86.277
1001	6/24/19 1:20	18.847	80.382	1001	6/24/19 1:20	19.137	76.354	1001	6/24/19 1:20	18.585	77.050	1001	6/24/19 1:20	18.709	78.449	1001	6/24/19 1:20	15.793	86.277
1002	6/24/19 1:25	18.852	80.382	1002	6/24/19 1:25	19.140	76.354	1002	6/24/19 1:25	18.590	77.050	1002	6/24/19 1:25	18.712	78.624	1002	6/24/19 1:25	15.785	86.097
1003	6/24/19 1:30	18.857	80.382	1003	6/24/19 1:30	19.142	76.354	1003	6/24/19 1:30	18.592	77.050	1003	6/24/19 1:30	18.714	78.449	1003	6/24/19 1:30	15.768	85.915
1004	6/24/19 1:35	18.859	80.382	1004	6/24/19 1:35	19.147	76.354	1004	6/24/19 1:35	18.597	77.050	1004	6/24/19 1:35	18.716	78.449	1004	6/24/19 1:35	15.795	86.097
1005	6/24/19 1:40	18.862	80.382	1005	6/24/19 1:40	19.150	76.354	1005	6/24/19 1:40	18.600	77.050	1005	6/24/19 1:40	18.719	78.449	1005	6/24/19 1:40	15.765	85.915
1006	6/24/19 1:45	18.864	80.382	1006	6/24/19 1:45	19.152	76.354	1006	6/24/19 1:45	18.600	77.050	1006	6/24/19 1:45	18.721	78.449	1006	6/24/19 1:45	15.785	85.915
1007	6/24/19 1:50	18.866	80.382	1007	6/24/19 1:50	19.154	76.181	1007	6/24/19 1:50	18.602	77.050	1007	6/24/19 1:50	18.721	78.449	1007	6/24/19 1:50	15.763	86.097
1008	6/24/19 1:55	18.869	80.382	1008	6/24/19 1:55	19.154	76.181	1008	6/24/19 1:55	18.607	77.050	1008	6/24/19 1:55	18.726	78.449	1008	6/24/19 1:55	15.725	86.097
1009	6/24/19 2:00	18.871	80.382	1009	6/24/19 2:00	19.156	76.181	1009	6/24/19 2:00	18.610	77.050	1009	6/24/19 2:00	18.726	78.449	1009	6/24/19 2:00	15.714	85.915
1010	6/24/19 2:05	18.874	80.382	1010	6/24/19 2:05	19.156	76.181	1010	6/24/19 2:05	18.610	77.050	1010	6/24/19 2:05	18.728	78.449	1010	6/24/19 2:05	15.712	85.915
1011	6/24/19 2:10	18.876	80.382	1011	6/24/19 2:10	19.159	76.181	1011	6/24/19 2:10	18.612	77.050	1011	6/24/19 2:10	18.728	78.449	1011	6/24/19 2:10	15.758	85.735
1012	6/24/19 2:15	18.876	80.382	1012	6/24/19 2:15	19.159	76.181	1012	6/24/19 2:15	18.612	77.050	1012	6/24/19 2:15	18.728	78.449	1012	6/24/19 2:15	15.724	85.735

TABLE 5 - (PAGE 23 OF 39)
LOGGER DATA FOR OW-2, OW-5, OW-9, OW-13 AND NORTHWEST PROVIDENCE CHANNEL
CARNIVAL GRAND PORT
GRAND BAHAMA, BAHAMA ISLANDS

OW-2				OW-5				OW-9				OW-13				Northwest Providence Channel			
Plot Title: 20483953				Plot Title: 20483955				Plot Title: 20266370				Plot Title: 20483956				Plot Title: 20331041			
#	Date Time, GMT-04:00	Abs Pres, psi	Temp, °F	#	Date Time, GMT-04:00	Abs Pres, psi	Temp, °F	#	Date Time, GMT-04:00	Abs Pres, psi	Temp, °F	#	Date Time, GMT-04:00	Abs Pres, psi	Temp, °F	#	Date Time, GMT-04:00	Abs Pres, psi	Temp, °F
1013	6/24/19 2:20	18.876	80.382	1013	6/24/19 2:20	19.159	76.181	1013	6/24/19 2:20	18.612	77.050	1013	6/24/19 2:20	18.731	78.449	1013	6/24/19 2:20	15.704	85.554
1014	6/24/19 2:25	18.878	80.382	1014	6/24/19 2:25	19.164	76.181	1014	6/24/19 2:25	18.615	77.050	1014	6/24/19 2:25	18.731	78.449	1014	6/24/19 2:25	15.738	85.735
1015	6/24/19 2:30	18.881	80.382	1015	6/24/19 2:30	19.161	76.181	1015	6/24/19 2:30	18.615	77.050	1015	6/24/19 2:30	18.731	78.449	1015	6/24/19 2:30	15.679	85.554
1016	6/24/19 2:35	18.881	80.382	1016	6/24/19 2:35	19.164	76.181	1016	6/24/19 2:35	18.617	77.050	1016	6/24/19 2:35	18.733	78.449	1016	6/24/19 2:35	15.697	85.735
1017	6/24/19 2:40	18.881	80.382	1017	6/24/19 2:40	19.164	76.181	1017	6/24/19 2:40	18.617	77.050	1017	6/24/19 2:40	18.733	78.449	1017	6/24/19 2:40	15.626	85.735
1018	6/24/19 2:45	18.881	80.382	1018	6/24/19 2:45	19.161	76.181	1018	6/24/19 2:45	18.615	77.050	1018	6/24/19 2:45	18.731	78.449	1018	6/24/19 2:45	15.619	85.554
1019	6/24/19 2:50	18.883	80.382	1019	6/24/19 2:50	19.164	76.181	1019	6/24/19 2:50	18.615	77.050	1019	6/24/19 2:50	18.731	78.274	1019	6/24/19 2:50	15.660	85.554
1020	6/24/19 2:55	18.881	80.382	1020	6/24/19 2:55	19.161	76.181	1020	6/24/19 2:55	18.617	77.050	1020	6/24/19 2:55	18.731	78.274	1020	6/24/19 2:55	15.631	85.554
1021	6/24/19 3:00	18.878	80.382	1021	6/24/19 3:00	19.159	76.181	1021	6/24/19 3:00	18.614	76.876	1021	6/24/19 3:00	18.731	78.274	1021	6/24/19 3:00	15.572	85.554
1022	6/24/19 3:05	18.876	80.382	1022	6/24/19 3:05	19.159	76.181	1022	6/24/19 3:05	18.612	76.876	1022	6/24/19 3:05	18.731	78.274	1022	6/24/19 3:05	15.580	85.554
1023	6/24/19 3:10	18.876	80.382	1023	6/24/19 3:10	19.159	76.181	1023	6/24/19 3:10	18.612	76.876	1023	6/24/19 3:10	18.728	78.274	1023	6/24/19 3:10	15.555	85.554
1024	6/24/19 3:15	18.874	80.382	1024	6/24/19 3:15	19.154	76.181	1024	6/24/19 3:15	18.609	76.876	1024	6/24/19 3:15	18.728	78.274	1024	6/24/19 3:15	15.565	85.554
1025	6/24/19 3:20	18.869	80.382	1025	6/24/19 3:20	19.151	76.181	1025	6/24/19 3:20	18.604	76.876	1025	6/24/19 3:20	18.728	78.274	1025	6/24/19 3:20	15.548	85.554
1026	6/24/19 3:25	18.869	80.382	1026	6/24/19 3:25	19.147	76.181	1026	6/24/19 3:25	18.604	76.876	1026	6/24/19 3:25	18.726	78.274	1026	6/24/19 3:25	15.499	85.374
1027	6/24/19 3:30	18.866	80.382	1027	6/24/19 3:30	19.144	76.181	1027	6/24/19 3:30	18.601	76.876	1027	6/24/19 3:30	18.723	78.274	1027	6/24/19 3:30	15.528	85.374
1028	6/24/19 3:35	18.862	80.382	1028	6/24/19 3:35	19.144	76.181	1028	6/24/19 3:35	18.601	76.876	1028	6/24/19 3:35	18.721	78.274	1028	6/24/19 3:35	15.502	85.374
1029	6/24/19 3:40	18.859	80.382	1029	6/24/19 3:40	19.139	76.181	1029	6/24/19 3:40	18.596	76.876	1029	6/24/19 3:40	18.721	78.274	1029	6/24/19 3:40	15.495	85.554
1030	6/24/19 3:45	18.859	80.382	1030	6/24/19 3:45	19.139	76.181	1030	6/24/19 3:45	18.594	76.876	1030	6/24/19 3:45	18.718	78.274	1030	6/24/19 3:45	15.468	85.374
1031	6/24/19 3:50	18.857	80.382	1031	6/24/19 3:50	19.134	76.181	1031	6/24/19 3:50	18.591	76.876	1031	6/24/19 3:50	18.718	78.274	1031	6/24/19 3:50	15.460	85.374
1032	6/24/19 3:55	18.852	80.382	1032	6/24/19 3:55	19.132	76.181	1032	6/24/19 3:55	18.589	76.876	1032	6/24/19 3:55	18.713	78.274	1032	6/24/19 3:55	15.436	85.374
1033	6/24/19 4:00	18.847	80.382	1033	6/24/19 4:00	19.127	76.181	1033	6/24/19 4:00	18.582	77.050	1033	6/24/19 4:00	18.711	78.274	1033	6/24/19 4:00	15.511	85.374
1034	6/24/19 4:05	18.843	80.382	1034	6/24/19 4:05	19.122	76.006	1034	6/24/19 4:05	18.579	76.876	1034	6/24/19 4:05	18.708	78.274	1034	6/24/19 4:05	15.424	85.374
1035	6/24/19 4:10	18.840	80.382	1035	6/24/19 4:10	19.119	76.006	1035	6/24/19 4:10	18.575	77.050	1035	6/24/19 4:10	18.703	78.098	1035	6/24/19 4:10	15.376	85.374
1036	6/24/19 4:15	18.833	80.382	1036	6/24/19 4:15	19.114	76.006	1036	6/24/19 4:15	18.571	76.876	1036	6/24/19 4:15	18.701	78.098	1036	6/24/19 4:15	15.377	85.194
1037	6/24/19 4:20	18.826	80.382	1037	6/24/19 4:20	19.107	76.006	1037	6/24/19 4:20	18.565	77.050	1037	6/24/19 4:20	18.698	78.098	1037	6/24/19 4:20	15.353	85.194
1038	6/24/19 4:25	18.821	80.382	1038	6/24/19 4:25	19.102	76.006	1038	6/24/19 4:25	18.560	77.050	1038	6/24/19 4:25	18.691	78.098	1038	6/24/19 4:25	15.339	85.194
1039	6/24/19 4:30	18.814	80.382	1039	6/24/19 4:30	19.095	76.006	1039	6/24/19 4:30	18.552	77.050	1039	6/24/19 4:30	18.686	78.098	1039	6/24/19 4:30	15.307	85.014
1040	6/24/19 4:35	18.807	80.382	1040	6/24/19 4:35	19.090	76.006	1040	6/24/19 4:35	18.545	77.050	1040	6/24/19 4:35	18.681	78.098	1040	6/24/19 4:35	15.285	85.014
1041	6/24/19 4:40	18.805	80.382	1041	6/24/19 4:40	19.083	76.006	1041	6/24/19 4:40	18.539	77.050	1041	6/24/19 4:40	18.676	78.098	1041	6/24/19 4:40	15.296	84.834
1042	6/24/19 4:45	18.798	80.382	1042	6/24/19 4:45	19.078	76.006	1042	6/24/19 4:45	18.534	77.050	1042	6/24/19 4:45	18.672	78.274	1042	6/24/19 4:45	15.229	84.834
1043	6/24/19 4:50	18.790	80.382	1043	6/24/19 4:50	19.073	76.006	1043	6/24/19 4:50	18.529	77.050	1043	6/24/19 4:50	18.667	78.449	1043	6/24/19 4:50	15.277	84.834
1044	6/24/19 4:55	18.786	80.382	1044	6/24/19 4:55	19.068	76.006	1044	6/24/19 4:55	18.524	77.050	1044	6/24/19 4:55	18.660	78.449	1044	6/24/19 4:55	15.185	84.834
1045	6/24/19 5:00	18.779	80.382	1045	6/24/19 5:00	19.061	76.006	1045	6/24/19 5:00	18.517	77.050	1045	6/24/19 5:00	18.657	78.449	1045	6/24/19 5:00	15.158	84.834
1046	6/24/19 5:05	18.776	80.382	1046	6/24/19 5:05	19.056	76.006	1046	6/24/19 5:05	18.512	77.050	1046	6/24/19 5:05	18.653	78.624	1046	6/24/19 5:05	15.158	84.834
1047	6/24/19 5:10	18.769	80.382	1047	6/24/19 5:10	19.054	76.006	1047	6/24/19 5:10	18.504	77.050	1047	6/24/19 5:10	18.648	78.800	1047	6/24/19 5:10	15.122	84.834
1048	6/24/19 5:15	18.764	80.382	1048	6/24/19 5:15	19.044	76.006	1048	6/24/19 5:15	18.497	77.050	1048	6/24/19 5:15	18.638	78.800	1048	6/24/19 5:15	15.139	84.834
1049	6/24/19 5:20	18.755	80.382	1049	6/24/19 5:20	19.037	76.006	1049	6/24/19 5:20	18.489	77.050	1049	6/24/19 5:20	18.633	78.800	1049	6/24/19 5:20	15.098	84.834
1050	6/24/19 5:25	18.750	80.382	1050	6/24/19 5:25	19.032	76.006	1050	6/24/19 5:25	18.484	77.050	1050	6/24/19 5:25	18.629	78.975	1050	6/24/19 5:25	15.074	85.014
1051	6/24/19 5:30	18.743	80.382	1051	6/24/19 5:30	19.027	76.006	1051	6/24/19 5:30	18.477	77.050	1051	6/24/19 5:30	18.622	78.975	1051	6/24/19 5:30	15.062	85.014
1052	6/24/19 5:35	18.736	80.382	1052	6/24/19 5:35	19.019	76.006	1052	6/24/19 5:35	18.472	77.050	1052	6/24/19 5:35	18.617	79.151	1052	6/24/19 5:35	15.074	84.834
1053	6/24/19 5:40	18.731	80.382	1053	6/24/19 5:40	19.015	76.006	1053	6/24/19 5:40	18.464	77.050	1053	6/24/19 5:40	18.610	79.151	1053	6/24/19 5:40	15.031	85.014
1054	6/24/19 5:45	18.724	80.382	1054	6/24/19 5:45	19.010	76.006	1054	6/24/19 5:45	18.459	77.050	1054	6/24/19 5:45	18.605	79.151	1054	6/24/19 5:45	15.007	85.014
1055	6/24/19 5:50	18.717	80.382	1055	6/24/19 5:50	19.005	76.006	1055	6/24/19 5:50	18.454	77.050	1055	6/24/19 5:50	18.600	79.326	1055	6/24/19 5:50	14.987	84.834
1056	6/24/19 5:55	18.712	80.382	1056	6/24/19 5:55	18.998	76.006	1056	6/24/19 5:55	18.449	77.050	1056	6/24/19 5:55	18.593	79.326	1056	6/24/19 5:55	15.004	84.834
1057	6/24/19 6:00	18.705	80.382	1057	6/24/19 6:00	18.993	76.006	1057	6/24/19 6:00	18.439	77.050	1057	6/24/19 6:00	18.585	79.326	1057	6/24/19 6:00	14.936	84.834
1058	6/24/19 6:05	18.700	80.382	1058	6/24/19 6:05	18.988	76.181	1058	6/24/19 6:05	18.434	77.050	1058	6/24/19 6:05	18.581	79.326	1058	6/24/19 6:05	14.977	84.834

TABLE 5 - (PAGE 24 OF 39)
LOGGER DATA FOR OW-2, OW-5, OW-9, OW-13 AND NORTHWEST PROVIDENCE CHANNEL
CARNIVAL GRAND PORT
GRAND BAHAMA, BAHAMA ISLANDS

OW-2				OW-5				OW-9				OW-13				Northwest Providence Channel			
Plot Title: 20483953				Plot Title: 20483955				Plot Title: 20266370				Plot Title: 20483956				Plot Title: 20331041			
#	Date Time, GMT-04:00	Abs Pres, psi	Temp, °F	#	Date Time, GMT-04:00	Abs Pres, psi	Temp, °F	#	Date Time, GMT-04:00	Abs Pres, psi	Temp, °F	#	Date Time, GMT-04:00	Abs Pres, psi	Temp, °F	#	Date Time, GMT-04:00	Abs Pres, psi	Temp, °F
1059	6/24/19 6:10	18.693	80.382	1059	6/24/19 6:10	18.983	76.181	1059	6/24/19 6:10	18.429	77.050	1059	6/24/19 6:10	18.574	79.502	1059	6/24/19 6:10	14.962	84.834
1060	6/24/19 6:15	18.686	80.382	1060	6/24/19 6:15	18.976	76.181	1060	6/24/19 6:15	18.419	77.050	1060	6/24/19 6:15	18.566	79.502	1060	6/24/19 6:15	14.904	84.654
1061	6/24/19 6:20	18.677	80.382	1061	6/24/19 6:20	18.969	76.181	1061	6/24/19 6:20	18.414	77.050	1061	6/24/19 6:20	18.559	79.502	1061	6/24/19 6:20	14.892	84.654
1062	6/24/19 6:25	18.670	80.382	1062	6/24/19 6:25	18.964	76.181	1062	6/24/19 6:25	18.407	77.050	1062	6/24/19 6:25	18.554	79.502	1062	6/24/19 6:25	14.916	84.654
1063	6/24/19 6:30	18.662	80.382	1063	6/24/19 6:30	18.959	76.181	1063	6/24/19 6:30	18.399	77.050	1063	6/24/19 6:30	18.547	79.678	1063	6/24/19 6:30	14.853	84.474
1064	6/24/19 6:35	18.655	80.382	1064	6/24/19 6:35	18.952	76.181	1064	6/24/19 6:35	18.392	77.050	1064	6/24/19 6:35	18.542	79.678	1064	6/24/19 6:35	14.850	84.474
1065	6/24/19 6:40	18.648	80.382	1065	6/24/19 6:40	18.945	76.181	1065	6/24/19 6:40	18.387	77.050	1065	6/24/19 6:40	18.535	79.678	1065	6/24/19 6:40	14.836	84.474
1066	6/24/19 6:45	18.641	80.382	1066	6/24/19 6:45	18.935	76.181	1066	6/24/19 6:45	18.379	77.050	1066	6/24/19 6:45	18.528	79.853	1066	6/24/19 6:45	14.826	84.295
1067	6/24/19 6:50	18.636	80.382	1067	6/24/19 6:50	18.928	76.354	1067	6/24/19 6:50	18.372	77.050	1067	6/24/19 6:50	18.520	79.853	1067	6/24/19 6:50	14.792	84.295
1068	6/24/19 6:55	18.632	80.382	1068	6/24/19 6:55	18.923	76.354	1068	6/24/19 6:55	18.367	77.225	1068	6/24/19 6:55	18.516	79.853	1068	6/24/19 6:55	14.799	84.295
1069	6/24/19 7:00	18.627	80.382	1069	6/24/19 7:00	18.918	76.354	1069	6/24/19 7:00	18.360	77.225	1069	6/24/19 7:00	18.513	79.853	1069	6/24/19 7:00	14.799	84.295
1070	6/24/19 7:05	18.622	80.382	1070	6/24/19 7:05	18.916	76.528	1070	6/24/19 7:05	18.357	77.225	1070	6/24/19 7:05	18.511	79.853	1070	6/24/19 7:05	14.780	84.474
1071	6/24/19 7:10	18.615	80.382	1071	6/24/19 7:10	18.912	76.528	1071	6/24/19 7:10	18.352	77.225	1071	6/24/19 7:10	18.504	80.029	1071	6/24/19 7:10	14.807	84.474
1072	6/24/19 7:15	18.610	80.382	1072	6/24/19 7:15	18.907	76.528	1072	6/24/19 7:15	18.350	77.225	1072	6/24/19 7:15	18.496	80.029	1072	6/24/19 7:15	14.804	84.474
1073	6/24/19 7:20	18.608	80.382	1073	6/24/19 7:20	18.902	76.703	1073	6/24/19 7:20	18.345	77.225	1073	6/24/19 7:20	18.494	80.029	1073	6/24/19 7:20	14.778	84.474
1074	6/24/19 7:25	18.603	80.382	1074	6/24/19 7:25	18.900	76.703	1074	6/24/19 7:25	18.342	77.225	1074	6/24/19 7:25	18.489	80.029	1074	6/24/19 7:25	14.795	84.474
1075	6/24/19 7:30	18.601	80.382	1075	6/24/19 7:30	18.898	76.703	1075	6/24/19 7:30	18.340	77.225	1075	6/24/19 7:30	18.484	80.029	1075	6/24/19 7:30	14.800	84.654
1076	6/24/19 7:35	18.596	80.382	1076	6/24/19 7:35	18.890	76.703	1076	6/24/19 7:35	18.335	77.225	1076	6/24/19 7:35	18.484	80.029	1076	6/24/19 7:35	14.790	84.654
1077	6/24/19 7:40	18.594	80.382	1077	6/24/19 7:40	18.888	76.703	1077	6/24/19 7:40	18.330	77.400	1077	6/24/19 7:40	18.479	80.029	1077	6/24/19 7:40	14.795	84.654
1078	6/24/19 7:45	18.592	80.559	1078	6/24/19 7:45	18.885	76.703	1078	6/24/19 7:45	18.328	77.400	1078	6/24/19 7:45	18.477	80.206	1078	6/24/19 7:45	14.795	84.654
1079	6/24/19 7:50	18.590	80.559	1079	6/24/19 7:50	18.884	76.876	1079	6/24/19 7:50	18.325	77.400	1079	6/24/19 7:50	18.472	80.206	1079	6/24/19 7:50	14.812	84.654
1080	6/24/19 7:55	18.587	80.382	1080	6/24/19 7:55	18.884	76.876	1080	6/24/19 7:55	18.323	77.400	1080	6/24/19 7:55	18.470	80.206	1080	6/24/19 7:55	14.788	84.654
1081	6/24/19 8:00	18.582	80.559	1081	6/24/19 8:00	18.879	76.876	1081	6/24/19 8:00	18.320	77.400	1081	6/24/19 8:00	18.470	80.206	1081	6/24/19 8:00	14.800	84.654
1082	6/24/19 8:05	18.582	80.559	1082	6/24/19 8:05	18.876	76.876	1082	6/24/19 8:05	18.318	77.400	1082	6/24/19 8:05	18.465	80.206	1082	6/24/19 8:05	14.800	84.654
1083	6/24/19 8:10	18.580	80.559	1083	6/24/19 8:10	18.874	77.050	1083	6/24/19 8:10	18.315	77.400	1083	6/24/19 8:10	18.462	80.206	1083	6/24/19 8:10	14.844	84.654
1084	6/24/19 8:15	18.580	80.559	1084	6/24/19 8:15	18.872	77.050	1084	6/24/19 8:15	18.313	77.400	1084	6/24/19 8:15	18.460	80.206	1084	6/24/19 8:15	14.822	84.834
1085	6/24/19 8:20	18.575	80.559	1085	6/24/19 8:20	18.872	77.050	1085	6/24/19 8:20	18.310	77.400	1085	6/24/19 8:20	18.457	80.206	1085	6/24/19 8:20	14.810	84.834
1086	6/24/19 8:25	18.571	80.559	1086	6/24/19 8:25	18.868	77.225	1086	6/24/19 8:25	18.305	77.400	1086	6/24/19 8:25	18.452	80.206	1086	6/24/19 8:25	14.828	85.014
1087	6/24/19 8:30	18.568	80.559	1087	6/24/19 8:30	18.868	77.225	1087	6/24/19 8:30	18.305	77.400	1087	6/24/19 8:30	18.452	80.206	1087	6/24/19 8:30	14.830	85.014
1088	6/24/19 8:35	18.568	80.559	1088	6/24/19 8:35	18.865	77.225	1088	6/24/19 8:35	18.305	77.400	1088	6/24/19 8:35	18.450	80.206	1088	6/24/19 8:35	14.799	85.014
1089	6/24/19 8:40	18.568	80.559	1089	6/24/19 8:40	18.866	77.400	1089	6/24/19 8:40	18.303	77.400	1089	6/24/19 8:40	18.448	80.206	1089	6/24/19 8:40	14.828	85.014
1090	6/24/19 8:45	18.566	80.559	1090	6/24/19 8:45	18.866	77.400	1090	6/24/19 8:45	18.303	77.400	1090	6/24/19 8:45	18.448	80.206	1090	6/24/19 8:45	14.833	85.194
1091	6/24/19 8:50	18.566	80.559	1091	6/24/19 8:50	18.863	77.400	1091	6/24/19 8:50	18.304	77.574	1091	6/24/19 8:50	18.445	80.206	1091	6/24/19 8:50	14.857	85.194
1092	6/24/19 8:55	18.566	80.559	1092	6/24/19 8:55	18.864	77.574	1092	6/24/19 8:55	18.301	77.574	1092	6/24/19 8:55	18.443	80.206	1092	6/24/19 8:55	14.840	85.194
1093	6/24/19 9:00	18.566	80.559	1093	6/24/19 9:00	18.864	77.574	1093	6/24/19 9:00	18.301	77.574	1093	6/24/19 9:00	18.443	80.206	1093	6/24/19 9:00	14.884	85.374
1094	6/24/19 9:05	18.563	80.559	1094	6/24/19 9:05	18.864	77.749	1094	6/24/19 9:05	18.299	77.574	1094	6/24/19 9:05	18.443	80.206	1094	6/24/19 9:05	14.870	85.374
1095	6/24/19 9:10	18.563	80.559	1095	6/24/19 9:10	18.862	77.749	1095	6/24/19 9:10	18.299	77.574	1095	6/24/19 9:10	18.440	80.206	1095	6/24/19 9:10	14.863	85.374
1096	6/24/19 9:15	18.563	80.559	1096	6/24/19 9:15	18.864	77.749	1096	6/24/19 9:15	18.301	77.574	1096	6/24/19 9:15	18.440	80.206	1096	6/24/19 9:15	14.894	85.374
1097	6/24/19 9:20	18.563	80.559	1097	6/24/19 9:20	18.865	77.923	1097	6/24/19 9:20	18.301	77.574	1097	6/24/19 9:20	18.440	80.206	1097	6/24/19 9:20	14.930	85.374
1098	6/24/19 9:25	18.563	80.559	1098	6/24/19 9:25	18.865	77.923	1098	6/24/19 9:25	18.304	77.574	1098	6/24/19 9:25	18.443	80.206	1098	6/24/19 9:25	14.945	85.374
1099	6/24/19 9:30	18.566	80.559	1099	6/24/19 9:30	18.868	78.098	1099	6/24/19 9:30	18.304	77.574	1099	6/24/19 9:30	18.445	80.206	1099	6/24/19 9:30	14.940	85.374
1100	6/24/19 9:35	18.568	80.559	1100	6/24/19 9:35	18.873	78.098	1100	6/24/19 9:35	18.306	77.574	1100	6/24/19 9:35	18.445	80.206	1100	6/24/19 9:35	15.003	85.554
1101	6/24/19 9:40	18.571	80.559	1101	6/24/19 9:40	18.873	78.274	1101	6/24/19 9:40	18.309	77.574	1101	6/24/19 9:40	18.445	80.206	1101	6/24/19 9:40	14.984	85.554
1102	6/24/19 9:45	18.571	80.559	1102	6/24/19 9:45	18.876	78.449	1102	6/24/19 9:45	18.311	77.574	1102	6/24/19 9:45	18.448	80.206	1102	6/24/19 9:45	14.986	85.554
1103	6/24/19 9:50	18.573	80.559	1103	6/24/19 9:50	18.876	78.449	1103	6/24/19 9:50	18.311	77.574	1103	6/24/19 9:50	18.448	80.206	1103	6/24/19 9:50	14.979	85.554
1104	6/24/19 9:55	18.575	80.559	1104	6/24/19 9:55	18.881	78.624	1104	6/24/19 9:55	18.314	77.574	1104	6/24/19 9:55	18.450	80.382	1104	6/24/19 9:55	15.040	85.554

TABLE 5 - (PAGE 25 OF 39)
LOGGER DATA FOR OW-2, OW-5, OW-9, OW-13 AND NORTHWEST PROVIDENCE CHANNEL
CARNIVAL GRAND PORT
GRAND BAHAMA, BAHAMA ISLANDS

OW-2				OW-5				OW-9				OW-13				Northwest Providence Channel			
Plot Title: 20483953				Plot Title: 20483955				Plot Title: 20266370				Plot Title: 20483956				Plot Title: 20331041			
#	Date Time, GMT-04:00	Abs Pres, psi	Temp, °F	#	Date Time, GMT-04:00	Abs Pres, psi	Temp, °F	#	Date Time, GMT-04:00	Abs Pres, psi	Temp, °F	#	Date Time, GMT-04:00	Abs Pres, psi	Temp, °F	#	Date Time, GMT-04:00	Abs Pres, psi	Temp, °F
1105	6/24/19 10:00	18.578	80.559	1105	6/24/19 10:00	18.881	78.624	1105	6/24/19 10:00	18.316	77.574	1105	6/24/19 10:00	18.453	80.382	1105	6/24/19 10:00	15.021	85.735
1106	6/24/19 10:05	18.578	80.559	1106	6/24/19 10:05	18.885	78.800	1106	6/24/19 10:05	18.319	77.574	1106	6/24/19 10:05	18.453	80.382	1106	6/24/19 10:05	15.021	85.735
1107	6/24/19 10:10	18.582	80.559	1107	6/24/19 10:10	18.887	78.975	1107	6/24/19 10:10	18.319	77.574	1107	6/24/19 10:10	18.458	80.382	1107	6/24/19 10:10	15.070	85.915
1108	6/24/19 10:15	18.585	80.559	1108	6/24/19 10:15	18.892	78.975	1108	6/24/19 10:15	18.324	77.574	1108	6/24/19 10:15	18.460	80.382	1108	6/24/19 10:15	15.093	85.735
1109	6/24/19 10:20	18.587	80.559	1109	6/24/19 10:20	18.895	79.151	1109	6/24/19 10:20	18.329	77.574	1109	6/24/19 10:20	18.465	80.206	1109	6/24/19 10:20	15.098	85.735
1110	6/24/19 10:25	18.592	80.559	1110	6/24/19 10:25	18.898	79.151	1110	6/24/19 10:25	18.329	77.574	1110	6/24/19 10:25	18.467	80.206	1110	6/24/19 10:25	15.183	85.915
1111	6/24/19 10:30	18.596	80.559	1111	6/24/19 10:30	18.903	79.326	1111	6/24/19 10:30	18.336	77.574	1111	6/24/19 10:30	18.472	80.206	1111	6/24/19 10:30	15.124	86.097
1112	6/24/19 10:35	18.604	80.559	1112	6/24/19 10:35	18.908	79.326	1112	6/24/19 10:35	18.339	77.574	1112	6/24/19 10:35	18.479	80.206	1112	6/24/19 10:35	15.133	86.097
1113	6/24/19 10:40	18.608	80.559	1113	6/24/19 10:40	18.916	79.502	1113	6/24/19 10:40	18.346	77.574	1113	6/24/19 10:40	18.484	80.206	1113	6/24/19 10:40	15.165	86.097
1114	6/24/19 10:45	18.613	80.559	1114	6/24/19 10:45	18.921	79.678	1114	6/24/19 10:45	18.356	77.574	1114	6/24/19 10:45	18.489	80.029	1114	6/24/19 10:45	15.151	86.277
1115	6/24/19 10:50	18.620	80.559	1115	6/24/19 10:50	18.929	79.678	1115	6/24/19 10:50	18.361	77.574	1115	6/24/19 10:50	18.496	79.853	1115	6/24/19 10:50	15.182	86.277
1116	6/24/19 10:55	18.627	80.559	1116	6/24/19 10:55	18.934	79.853	1116	6/24/19 10:55	18.366	77.574	1116	6/24/19 10:55	18.501	79.853	1116	6/24/19 10:55	15.260	86.277
1117	6/24/19 11:00	18.632	80.559	1117	6/24/19 11:00	18.944	79.853	1117	6/24/19 11:00	18.376	77.574	1117	6/24/19 11:00	18.508	79.678	1117	6/24/19 11:00	15.295	86.097
1118	6/24/19 11:05	18.639	80.559	1118	6/24/19 11:05	18.949	79.853	1118	6/24/19 11:05	18.379	77.574	1118	6/24/19 11:05	18.513	79.678	1118	6/24/19 11:05	15.283	86.097
1119	6/24/19 11:10	18.646	80.559	1119	6/24/19 11:10	18.956	79.853	1119	6/24/19 11:10	18.386	77.574	1119	6/24/19 11:10	18.517	79.502	1119	6/24/19 11:10	15.259	86.097
1120	6/24/19 11:15	18.651	80.559	1120	6/24/19 11:15	18.961	79.853	1120	6/24/19 11:15	18.389	77.574	1120	6/24/19 11:15	18.522	79.326	1120	6/24/19 11:15	15.281	86.097
1121	6/24/19 11:20	18.656	80.559	1121	6/24/19 11:20	18.966	79.853	1121	6/24/19 11:20	18.394	77.574	1121	6/24/19 11:20	18.529	79.326	1121	6/24/19 11:20	15.301	86.277
1122	6/24/19 11:25	18.663	80.559	1122	6/24/19 11:25	18.970	79.678	1122	6/24/19 11:25	18.399	77.574	1122	6/24/19 11:25	18.534	79.151	1122	6/24/19 11:25	15.311	86.459
1123	6/24/19 11:30	18.670	80.559	1123	6/24/19 11:30	18.979	79.502	1123	6/24/19 11:30	18.404	77.574	1123	6/24/19 11:30	18.538	78.975	1123	6/24/19 11:30	15.327	86.277
1124	6/24/19 11:35	18.672	80.559	1124	6/24/19 11:35	18.984	79.502	1124	6/24/19 11:35	18.409	77.574	1124	6/24/19 11:35	18.540	78.800	1124	6/24/19 11:35	15.364	86.277
1125	6/24/19 11:40	18.679	80.559	1125	6/24/19 11:40	18.984	79.502	1125	6/24/19 11:40	18.416	77.574	1125	6/24/19 11:40	18.544	78.449	1125	6/24/19 11:40	15.415	86.277
1126	6/24/19 11:45	18.682	80.559	1126	6/24/19 11:45	18.988	79.151	1126	6/24/19 11:45	18.419	77.574	1126	6/24/19 11:45	18.548	78.098	1126	6/24/19 11:45	15.426	86.097
1127	6/24/19 11:50	18.687	80.559	1127	6/24/19 11:50	18.994	78.800	1127	6/24/19 11:50	18.424	77.574	1127	6/24/19 11:50	18.555	77.923	1127	6/24/19 11:50	15.400	86.097
1128	6/24/19 11:55	18.694	80.559	1128	6/24/19 11:55	18.998	78.449	1128	6/24/19 11:55	18.429	77.574	1128	6/24/19 11:55	18.560	77.923	1128	6/24/19 11:55	15.463	86.097
1129	6/24/19 12:00	18.701	80.559	1129	6/24/19 12:00	19.004	78.098	1129	6/24/19 12:00	18.436	77.574	1129	6/24/19 12:00	18.565	77.749	1129	6/24/19 12:00	15.514	86.097
1130	6/24/19 12:05	18.703	80.559	1130	6/24/19 12:05	19.008	77.923	1130	6/24/19 12:05	18.443	77.400	1130	6/24/19 12:05	18.570	77.749	1130	6/24/19 12:05	15.441	86.277
1131	6/24/19 12:10	18.708	80.559	1131	6/24/19 12:10	19.013	77.749	1131	6/24/19 12:10	18.446	77.400	1131	6/24/19 12:10	18.575	77.749	1131	6/24/19 12:10	15.480	86.277
1132	6/24/19 12:15	18.713	80.559	1132	6/24/19 12:15	19.017	77.574	1132	6/24/19 12:15	18.451	77.400	1132	6/24/19 12:15	18.582	77.749	1132	6/24/19 12:15	15.529	86.459
1133	6/24/19 12:20	18.720	80.559	1133	6/24/19 12:20	19.024	77.400	1133	6/24/19 12:20	18.458	77.400	1133	6/24/19 12:20	18.584	77.749	1133	6/24/19 12:20	15.515	86.459
1134	6/24/19 12:25	18.727	80.559	1134	6/24/19 12:25	19.028	77.225	1134	6/24/19 12:25	18.463	77.400	1134	6/24/19 12:25	18.595	77.923	1134	6/24/19 12:25	15.564	86.823
1135	6/24/19 12:30	18.729	80.559	1135	6/24/19 12:30	19.033	77.225	1135	6/24/19 12:30	18.468	77.400	1135	6/24/19 12:30	18.597	77.923	1135	6/24/19 12:30	15.570	87.004
1136	6/24/19 12:35	18.736	80.559	1136	6/24/19 12:35	19.037	77.050	1136	6/24/19 12:35	18.473	77.400	1136	6/24/19 12:35	18.600	77.923	1136	6/24/19 12:35	15.566	87.186
1137	6/24/19 12:40	18.739	80.559	1137	6/24/19 12:40	19.044	76.876	1137	6/24/19 12:40	18.478	77.400	1137	6/24/19 12:40	18.607	78.098	1137	6/24/19 12:40	15.591	87.552
1138	6/24/19 12:45	18.746	80.559	1138	6/24/19 12:45	19.044	76.876	1138	6/24/19 12:45	18.483	77.400	1138	6/24/19 12:45	18.610	78.098	1138	6/24/19 12:45	15.604	87.915
1139	6/24/19 12:50	18.755	80.382	1139	6/24/19 12:50	19.053	76.703	1139	6/24/19 12:50	18.491	77.400	1139	6/24/19 12:50	18.620	78.098	1139	6/24/19 12:50	15.610	88.099
1140	6/24/19 12:55	18.762	80.559	1140	6/24/19 12:55	19.058	76.703	1140	6/24/19 12:55	18.496	77.400	1140	6/24/19 12:55	18.625	78.274	1140	6/24/19 12:55	15.647	88.282
1141	6/24/19 13:00	18.764	80.382	1141	6/24/19 13:00	19.063	76.703	1141	6/24/19 13:00	18.501	77.400	1141	6/24/19 13:00	18.627	78.274	1141	6/24/19 13:00	15.603	88.282
1142	6/24/19 13:05	18.769	80.382	1142	6/24/19 13:05	19.065	76.528	1142	6/24/19 13:05	18.508	77.400	1142	6/24/19 13:05	18.632	78.274	1142	6/24/19 13:05	15.615	88.282
1143	6/24/19 13:10	18.774	80.382	1143	6/24/19 13:10	19.072	76.528	1143	6/24/19 13:10	18.513	77.225	1143	6/24/19 13:10	18.638	78.449	1143	6/24/19 13:10	15.627	88.282
1144	6/24/19 13:15	18.779	80.382	1144	6/24/19 13:15	19.075	76.528	1144	6/24/19 13:15	18.515	77.225	1144	6/24/19 13:15	18.642	78.449	1144	6/24/19 13:15	15.665	88.099
1145	6/24/19 13:20	18.786	80.382	1145	6/24/19 13:20	19.082	76.528	1145	6/24/19 13:20	18.523	77.225	1145	6/24/19 13:20	18.650	78.449	1145	6/24/19 13:20	15.642	87.552
1146	6/24/19 13:25	18.788	80.382	1146	6/24/19 13:25	19.087	76.528	1146	6/24/19 13:25	18.525	77.225	1146	6/24/19 13:25	18.653	78.624	1146	6/24/19 13:25	15.597	87.186
1147	6/24/19 13:30	18.795	80.382	1147	6/24/19 13:30	19.089	76.354	1147	6/24/19 13:30	18.530	77.225	1147	6/24/19 13:30	18.655	78.624	1147	6/24/19 13:30	15.632	87.368
1148	6/24/19 13:35	18.798	80.382	1148	6/24/19 13:35	19.094	76.354	1148	6/24/19 13:35	18.535	77.225	1148	6/24/19 13:35	18.660	78.624	1148	6/24/19 13:35	15.629	87.368
1149	6/24/19 13:40	18.802	80.382	1149	6/24/19 13:40	19.096	76.354	1149	6/24/19 13:40	18.538	77.225	1149	6/24/19 13:40	18.665	78.624	1149	6/24/19 13:40	15.679	87.733
1150	6/24/19 13:45	18.805	80.382	1150	6/24/19 13:45	19.098	76.354	1150	6/24/19 13:45	18.543	77.225	1150	6/24/19 13:45	18.667	78.624	1150	6/24/19 13:45	15.672	87.733

TABLE 5 - (PAGE 26 OF 39)
LOGGER DATA FOR OW-2, OW-5, OW-9, OW-13 AND NORTHWEST PROVIDENCE CHANNEL
CARNIVAL GRAND PORT
GRAND BAHAMA, BAHAMA ISLANDS

OW-2				OW-5				OW-9				OW-13				Northwest Providence Channel			
Plot Title: 20483953				Plot Title: 20483955				Plot Title: 20266370				Plot Title: 20483956				Plot Title: 20331041			
#	Date Time, GMT-04:00	Abs Pres, psi	Temp, °F	#	Date Time, GMT-04:00	Abs Pres, psi	Temp, °F	#	Date Time, GMT-04:00	Abs Pres, psi	Temp, °F	#	Date Time, GMT-04:00	Abs Pres, psi	Temp, °F	#	Date Time, GMT-04:00	Abs Pres, psi	Temp, °F
1151	6/24/19 13:50	18.809	80.382	1151	6/24/19 13:50	19.101	76.354	1151	6/24/19 13:50	18.543	77.225	1151	6/24/19 13:50	18.670	78.624	1151	6/24/19 13:50	15.629	87.186
1152	6/24/19 13:55	18.812	80.382	1152	6/24/19 13:55	19.101	76.354	1152	6/24/19 13:55	18.548	77.225	1152	6/24/19 13:55	18.672	78.624	1152	6/24/19 13:55	15.670	87.368
1153	6/24/19 14:00	18.817	80.382	1153	6/24/19 14:00	19.106	76.354	1153	6/24/19 14:00	18.550	77.225	1153	6/24/19 14:00	18.675	78.624	1153	6/24/19 14:00	15.658	87.186
1154	6/24/19 14:05	18.817	80.382	1154	6/24/19 14:05	19.108	76.181	1154	6/24/19 14:05	18.553	77.225	1154	6/24/19 14:05	18.680	78.624	1154	6/24/19 14:05	15.622	87.552
1155	6/24/19 14:10	18.821	80.382	1155	6/24/19 14:10	19.108	76.181	1155	6/24/19 14:10	18.555	77.225	1155	6/24/19 14:10	18.682	78.624	1155	6/24/19 14:10	15.652	87.733
1156	6/24/19 14:15	18.821	80.382	1156	6/24/19 14:15	19.113	76.181	1156	6/24/19 14:15	18.558	77.225	1156	6/24/19 14:15	18.685	78.800	1156	6/24/19 14:15	15.659	87.733
1157	6/24/19 14:20	18.826	80.382	1157	6/24/19 14:20	19.113	76.181	1157	6/24/19 14:20	18.560	77.050	1157	6/24/19 14:20	18.688	78.800	1157	6/24/19 14:20	15.656	87.552
1158	6/24/19 14:25	18.828	80.382	1158	6/24/19 14:25	19.117	76.181	1158	6/24/19 14:25	18.562	77.050	1158	6/24/19 14:25	18.688	78.800	1158	6/24/19 14:25	15.595	87.186
1159	6/24/19 14:30	18.828	80.382	1159	6/24/19 14:30	19.115	76.181	1159	6/24/19 14:30	18.562	77.050	1159	6/24/19 14:30	18.690	78.800	1159	6/24/19 14:30	15.660	86.277
1160	6/24/19 14:35	18.831	80.382	1160	6/24/19 14:35	19.120	76.181	1160	6/24/19 14:35	18.565	77.050	1160	6/24/19 14:35	18.690	78.800	1160	6/24/19 14:35	15.678	86.097
1161	6/24/19 14:40	18.831	80.382	1161	6/24/19 14:40	19.120	76.181	1161	6/24/19 14:40	18.567	77.050	1161	6/24/19 14:40	18.693	78.800	1161	6/24/19 14:40	15.589	86.097
1162	6/24/19 14:45	18.833	80.382	1162	6/24/19 14:45	19.120	76.181	1162	6/24/19 14:45	18.570	77.050	1162	6/24/19 14:45	18.695	78.800	1162	6/24/19 14:45	15.637	86.097
1163	6/24/19 14:50	18.836	80.382	1163	6/24/19 14:50	19.120	76.181	1163	6/24/19 14:50	18.572	77.050	1163	6/24/19 14:50	18.695	78.800	1163	6/24/19 14:50	15.647	86.097
1164	6/24/19 14:55	18.836	80.382	1164	6/24/19 14:55	19.125	76.181	1164	6/24/19 14:55	18.572	77.050	1164	6/24/19 14:55	18.695	78.800	1164	6/24/19 14:55	15.611	86.097
1165	6/24/19 15:00	18.838	80.382	1165	6/24/19 15:00	19.125	76.181	1165	6/24/19 15:00	18.575	77.050	1165	6/24/19 15:00	18.697	78.800	1165	6/24/19 15:00	15.641	85.735
1166	6/24/19 15:05	18.838	80.382	1166	6/24/19 15:05	19.125	76.181	1166	6/24/19 15:05	18.575	77.050	1166	6/24/19 15:05	18.697	78.800	1166	6/24/19 15:05	15.597	85.554
1167	6/24/19 15:10	18.840	80.382	1167	6/24/19 15:10	19.125	76.181	1167	6/24/19 15:10	18.572	77.050	1167	6/24/19 15:10	18.695	78.800	1167	6/24/19 15:10	15.562	85.194
1168	6/24/19 15:15	18.838	80.382	1168	6/24/19 15:15	19.125	76.181	1168	6/24/19 15:15	18.572	77.050	1168	6/24/19 15:15	18.697	78.800	1168	6/24/19 15:15	15.590	85.014
1169	6/24/19 15:20	18.838	80.382	1169	6/24/19 15:20	19.122	76.181	1169	6/24/19 15:20	18.572	77.050	1169	6/24/19 15:20	18.700	78.800	1169	6/24/19 15:20	15.573	85.014
1170	6/24/19 15:25	18.838	80.382	1170	6/24/19 15:25	19.122	76.181	1170	6/24/19 15:25	18.572	77.050	1170	6/24/19 15:25	18.697	78.800	1170	6/24/19 15:25	15.548	84.834
1171	6/24/19 15:30	18.838	80.382	1171	6/24/19 15:30	19.122	76.181	1171	6/24/19 15:30	18.572	77.050	1171	6/24/19 15:30	18.699	78.624	1171	6/24/19 15:30	15.537	85.014
1172	6/24/19 15:35	18.838	80.382	1172	6/24/19 15:35	19.122	76.006	1172	6/24/19 15:35	18.572	77.050	1172	6/24/19 15:35	18.697	78.624	1172	6/24/19 15:35	15.527	85.014
1173	6/24/19 15:40	18.836	80.382	1173	6/24/19 15:40	19.119	76.006	1173	6/24/19 15:40	18.570	77.050	1173	6/24/19 15:40	18.695	78.624	1173	6/24/19 15:40	15.476	85.014
1174	6/24/19 15:45	18.836	80.382	1174	6/24/19 15:45	19.119	76.006	1174	6/24/19 15:45	18.570	77.050	1174	6/24/19 15:45	18.697	78.624	1174	6/24/19 15:45	15.493	85.014
1175	6/24/19 15:50	18.836	80.382	1175	6/24/19 15:50	19.119	76.006	1175	6/24/19 15:50	18.567	77.050	1175	6/24/19 15:50	18.697	78.624	1175	6/24/19 15:50	15.503	85.014
1176	6/24/19 15:55	18.831	80.382	1176	6/24/19 15:55	19.117	76.006	1176	6/24/19 15:55	18.565	77.050	1176	6/24/19 15:55	18.695	78.624	1176	6/24/19 15:55	15.510	85.014
1177	6/24/19 16:00	18.831	80.382	1177	6/24/19 16:00	19.114	76.006	1177	6/24/19 16:00	18.562	77.050	1177	6/24/19 16:00	18.690	78.624	1177	6/24/19 16:00	15.465	85.194
1178	6/24/19 16:05	18.826	80.382	1178	6/24/19 16:05	19.112	76.006	1178	6/24/19 16:05	18.562	77.050	1178	6/24/19 16:05	18.689	78.449	1178	6/24/19 16:05	15.476	85.554
1179	6/24/19 16:10	18.826	80.382	1179	6/24/19 16:10	19.112	76.006	1179	6/24/19 16:10	18.557	77.050	1179	6/24/19 16:10	18.687	78.449	1179	6/24/19 16:10	15.478	85.735
1180	6/24/19 16:15	18.824	80.382	1180	6/24/19 16:15	19.107	76.006	1180	6/24/19 16:15	18.557	77.050	1180	6/24/19 16:15	18.687	78.449	1180	6/24/19 16:15	15.425	85.735
1181	6/24/19 16:20	18.819	80.382	1181	6/24/19 16:20	19.105	76.006	1181	6/24/19 16:20	18.552	77.050	1181	6/24/19 16:20	18.684	78.449	1181	6/24/19 16:20	15.411	85.735
1182	6/24/19 16:25	18.819	80.382	1182	6/24/19 16:25	19.100	76.006	1182	6/24/19 16:25	18.550	77.050	1182	6/24/19 16:25	18.682	78.449	1182	6/24/19 16:25	15.418	85.915
1183	6/24/19 16:30	18.812	80.382	1183	6/24/19 16:30	19.097	76.006	1183	6/24/19 16:30	18.545	77.050	1183	6/24/19 16:30	18.674	78.274	1183	6/24/19 16:30	15.392	85.915
1184	6/24/19 16:35	18.809	80.382	1184	6/24/19 16:35	19.093	76.006	1184	6/24/19 16:35	18.539	77.050	1184	6/24/19 16:35	18.672	78.274	1184	6/24/19 16:35	15.339	86.097
1185	6/24/19 16:40	18.807	80.382	1185	6/24/19 16:40	19.088	76.006	1185	6/24/19 16:40	18.537	77.050	1185	6/24/19 16:40	18.672	78.274	1185	6/24/19 16:40	15.341	86.097
1186	6/24/19 16:45	18.802	80.382	1186	6/24/19 16:45	19.085	76.006	1186	6/24/19 16:45	18.534	77.050	1186	6/24/19 16:45	18.667	78.274	1186	6/24/19 16:45	15.323	86.459
1187	6/24/19 16:50	18.795	80.382	1187	6/24/19 16:50	19.080	76.006	1187	6/24/19 16:50	18.529	77.050	1187	6/24/19 16:50	18.662	78.274	1187	6/24/19 16:50	15.324	86.641
1188	6/24/19 16:55	18.793	80.382	1188	6/24/19 16:55	19.078	76.006	1188	6/24/19 16:55	18.524	77.050	1188	6/24/19 16:55	18.659	78.098	1188	6/24/19 16:55	15.259	86.823
1189	6/24/19 17:00	18.788	80.382	1189	6/24/19 17:00	19.073	76.006	1189	6/24/19 17:00	18.522	77.050	1189	6/24/19 17:00	18.657	78.274	1189	6/24/19 17:00	15.300	86.641
1190	6/24/19 17:05	18.786	80.382	1190	6/24/19 17:05	19.071	76.006	1190	6/24/19 17:05	18.517	77.050	1190	6/24/19 17:05	18.654	78.274	1190	6/24/19 17:05	15.281	86.823
1191	6/24/19 17:10	18.779	80.382	1191	6/24/19 17:10	19.066	76.006	1191	6/24/19 17:10	18.514	77.050	1191	6/24/19 17:10	18.649	78.274	1191	6/24/19 17:10	15.213	86.823
1192	6/24/19 17:15	18.779	80.382	1192	6/24/19 17:15	19.058	76.006	1192	6/24/19 17:15	18.512	77.050	1192	6/24/19 17:15	18.647	78.274	1192	6/24/19 17:15	15.210	86.823
1193	6/24/19 17:20	18.772	80.382	1193	6/24/19 17:20	19.056	76.006	1193	6/24/19 17:20	18.504	77.050	1193	6/24/19 17:20	18.645	78.449	1193	6/24/19 17:20	15.230	86.823
1194	6/24/19 17:25	18.767	80.382	1194	6/24/19 17:25	19.049	76.006	1194	6/24/19 17:25	18.499	77.050	1194	6/24/19 17:25	18.640	78.449	1194	6/24/19 17:25	15.175	87.004
1195	6/24/19 17:30	18.760	80.382	1195	6/24/19 17:30	19.046	76.006	1195	6/24/19 17:30	18.494	77.050	1195	6/24/19 17:30	18.630	78.449	1195	6/24/19 17:30	15.158	87.004
1196	6/24/19 17:35	18.755	80.382	1196	6/24/19 17:35	19.039	76.006	1196	6/24/19 17:35	18.489	77.050	1196	6/24/19 17:35	18.626	78.624	1196	6/24/19 17:35	15.159	87.368

TABLE 5 - (PAGE 27 OF 39)
LOGGER DATA FOR OW-2, OW-5, OW-9, OW-13 AND NORTHWEST PROVIDENCE CHANNEL
CARNIVAL GRAND PORT
GRAND BAHAMA, BAHAMA ISLANDS

OW-2				OW-5				OW-9				OW-13				Northwest Providence Channel			
Plot Title: 20483953				Plot Title: 20483955				Plot Title: 20266370				Plot Title: 20483956				Plot Title: 20331041			
#	Date Time, GMT-04:00	Abs Pres, psi	Temp, °F	#	Date Time, GMT-04:00	Abs Pres, psi	Temp, °F	#	Date Time, GMT-04:00	Abs Pres, psi	Temp, °F	#	Date Time, GMT-04:00	Abs Pres, psi	Temp, °F	#	Date Time, GMT-04:00	Abs Pres, psi	Temp, °F
1197	6/24/19 17:40	18.750	80.382	1197	6/24/19 17:40	19.034	76.006	1197	6/24/19 17:40	18.484	77.050	1197	6/24/19 17:40	18.619	78.800	1197	6/24/19 17:40	15.156	87.368
1198	6/24/19 17:45	18.743	80.382	1198	6/24/19 17:45	19.027	76.006	1198	6/24/19 17:45	18.477	77.050	1198	6/24/19 17:45	18.616	78.800	1198	6/24/19 17:45	15.115	87.368
1199	6/24/19 17:50	18.736	80.382	1199	6/24/19 17:50	19.024	76.006	1199	6/24/19 17:50	18.469	77.050	1199	6/24/19 17:50	18.609	78.975	1199	6/24/19 17:50	15.109	87.552
1200	6/24/19 17:55	18.731	80.382	1200	6/24/19 17:55	19.019	76.006	1200	6/24/19 17:55	18.464	77.050	1200	6/24/19 17:55	18.602	78.975	1200	6/24/19 17:55	15.063	87.552
1201	6/24/19 18:00	18.726	80.382	1201	6/24/19 18:00	19.015	76.006	1201	6/24/19 18:00	18.462	77.050	1201	6/24/19 18:00	18.600	79.151	1201	6/24/19 18:00	15.073	87.733
1202	6/24/19 18:05	18.719	80.382	1202	6/24/19 18:05	19.007	76.006	1202	6/24/19 18:05	18.457	77.050	1202	6/24/19 18:05	18.595	79.151	1202	6/24/19 18:05	15.090	87.733
1203	6/24/19 18:10	18.715	80.382	1203	6/24/19 18:10	19.005	76.006	1203	6/24/19 18:10	18.452	77.050	1203	6/24/19 18:10	18.588	79.151	1203	6/24/19 18:10	15.066	87.733
1204	6/24/19 18:15	18.712	80.382	1204	6/24/19 18:15	19.002	76.006	1204	6/24/19 18:15	18.444	77.050	1204	6/24/19 18:15	18.585	79.326	1204	6/24/19 18:15	15.029	87.552
1205	6/24/19 18:20	18.705	80.382	1205	6/24/19 18:20	18.998	76.006	1205	6/24/19 18:20	18.439	77.050	1205	6/24/19 18:20	18.581	79.326	1205	6/24/19 18:20	15.031	87.552
1206	6/24/19 18:25	18.700	80.382	1206	6/24/19 18:25	18.990	76.006	1206	6/24/19 18:25	18.434	77.050	1206	6/24/19 18:25	18.576	79.326	1206	6/24/19 18:25	15.025	87.733
1207	6/24/19 18:30	18.693	80.382	1207	6/24/19 18:30	18.988	76.006	1207	6/24/19 18:30	18.427	77.050	1207	6/24/19 18:30	18.571	79.502	1207	6/24/19 18:30	15.029	87.733
1208	6/24/19 18:35	18.686	80.382	1208	6/24/19 18:35	18.981	76.006	1208	6/24/19 18:35	18.422	77.050	1208	6/24/19 18:35	18.566	79.502	1208	6/24/19 18:35	15.010	87.733
1209	6/24/19 18:40	18.684	80.382	1209	6/24/19 18:40	18.976	76.006	1209	6/24/19 18:40	18.417	77.050	1209	6/24/19 18:40	18.561	79.502	1209	6/24/19 18:40	14.995	87.733
1210	6/24/19 18:45	18.674	80.382	1210	6/24/19 18:45	18.971	76.006	1210	6/24/19 18:45	18.412	77.050	1210	6/24/19 18:45	18.554	79.502	1210	6/24/19 18:45	14.996	87.915
1211	6/24/19 18:50	18.670	80.382	1211	6/24/19 18:50	18.966	76.006	1211	6/24/19 18:50	18.404	77.050	1211	6/24/19 18:50	18.549	79.502	1211	6/24/19 18:50	14.968	88.099
1212	6/24/19 18:55	18.662	80.382	1212	6/24/19 18:55	18.961	76.006	1212	6/24/19 18:55	18.399	77.050	1212	6/24/19 18:55	18.545	79.678	1212	6/24/19 18:55	14.953	88.099
1213	6/24/19 19:00	18.658	80.382	1213	6/24/19 19:00	18.957	76.181	1213	6/24/19 19:00	18.394	77.050	1213	6/24/19 19:00	18.540	79.678	1213	6/24/19 19:00	14.932	88.282
1214	6/24/19 19:05	18.653	80.382	1214	6/24/19 19:05	18.952	76.181	1214	6/24/19 19:05	18.389	77.050	1214	6/24/19 19:05	18.535	79.678	1214	6/24/19 19:05	14.907	88.099
1215	6/24/19 19:10	18.651	80.382	1215	6/24/19 19:10	18.950	76.181	1215	6/24/19 19:10	18.387	77.050	1215	6/24/19 19:10	18.530	79.678	1215	6/24/19 19:10	14.942	87.733
1216	6/24/19 19:15	18.646	80.382	1216	6/24/19 19:15	18.945	76.181	1216	6/24/19 19:15	18.382	77.225	1216	6/24/19 19:15	18.525	79.678	1216	6/24/19 19:15	14.900	87.368
1217	6/24/19 19:20	18.641	80.382	1217	6/24/19 19:20	18.940	76.181	1217	6/24/19 19:20	18.377	77.225	1217	6/24/19 19:20	18.523	79.853	1217	6/24/19 19:20	14.904	87.186
1218	6/24/19 19:25	18.637	80.559	1218	6/24/19 19:25	18.935	76.354	1218	6/24/19 19:25	18.375	77.225	1218	6/24/19 19:25	18.520	79.853	1218	6/24/19 19:25	14.904	87.004
1219	6/24/19 19:30	18.637	80.559	1219	6/24/19 19:30	18.933	76.354	1219	6/24/19 19:30	18.372	77.225	1219	6/24/19 19:30	18.516	79.853	1219	6/24/19 19:30	14.899	87.004
1220	6/24/19 19:35	18.632	80.382	1220	6/24/19 19:35	18.931	76.354	1220	6/24/19 19:35	18.370	77.225	1220	6/24/19 19:35	18.516	79.853	1220	6/24/19 19:35	14.892	86.459
1221	6/24/19 19:40	18.630	80.559	1221	6/24/19 19:40	18.926	76.528	1221	6/24/19 19:40	18.362	77.225	1221	6/24/19 19:40	18.511	79.853	1221	6/24/19 19:40	14.906	86.277
1222	6/24/19 19:45	18.622	80.382	1222	6/24/19 19:45	18.921	76.528	1222	6/24/19 19:45	18.360	77.225	1222	6/24/19 19:45	18.506	79.853	1222	6/24/19 19:45	14.886	86.097
1223	6/24/19 19:50	18.623	80.559	1223	6/24/19 19:50	18.919	76.703	1223	6/24/19 19:50	18.360	77.225	1223	6/24/19 19:50	18.503	79.853	1223	6/24/19 19:50	14.879	86.097
1224	6/24/19 19:55	18.618	80.559	1224	6/24/19 19:55	18.917	76.703	1224	6/24/19 19:55	18.355	77.400	1224	6/24/19 19:55	18.501	80.029	1224	6/24/19 19:55	14.884	86.097
1225	6/24/19 20:00	18.615	80.382	1225	6/24/19 20:00	18.913	76.876	1225	6/24/19 20:00	18.353	77.400	1225	6/24/19 20:00	18.496	80.029	1225	6/24/19 20:00	14.886	86.097
1226	6/24/19 20:05	18.613	80.559	1226	6/24/19 20:05	18.910	76.876	1226	6/24/19 20:05	18.353	77.400	1226	6/24/19 20:05	18.494	80.029	1226	6/24/19 20:05	14.877	86.277
1227	6/24/19 20:10	18.611	80.559	1227	6/24/19 20:10	18.908	77.050	1227	6/24/19 20:10	18.348	77.400	1227	6/24/19 20:10	18.494	80.029	1227	6/24/19 20:10	14.880	86.277
1228	6/24/19 20:15	18.608	80.559	1228	6/24/19 20:15	18.908	77.050	1228	6/24/19 20:15	18.343	77.400	1228	6/24/19 20:15	18.491	80.029	1228	6/24/19 20:15	14.870	86.277
1229	6/24/19 20:20	18.606	80.559	1229	6/24/19 20:20	18.906	77.225	1229	6/24/19 20:20	18.343	77.400	1229	6/24/19 20:20	18.489	80.029	1229	6/24/19 20:20	14.880	86.459
1230	6/24/19 20:25	18.606	80.559	1230	6/24/19 20:25	18.904	77.225	1230	6/24/19 20:25	18.343	77.400	1230	6/24/19 20:25	18.486	80.029	1230	6/24/19 20:25	14.897	86.459
1231	6/24/19 20:30	18.604	80.559	1231	6/24/19 20:30	18.902	77.400	1231	6/24/19 20:30	18.343	77.400	1231	6/24/19 20:30	18.489	80.029	1231	6/24/19 20:30	14.907	86.459
1232	6/24/19 20:35	18.601	80.559	1232	6/24/19 20:35	18.902	77.400	1232	6/24/19 20:35	18.341	77.400	1232	6/24/19 20:35	18.484	80.029	1232	6/24/19 20:35	14.929	86.459
1233	6/24/19 20:40	18.604	80.559	1233	6/24/19 20:40	18.900	77.574	1233	6/24/19 20:40	18.341	77.400	1233	6/24/19 20:40	18.484	80.029	1233	6/24/19 20:40	14.907	86.459
1234	6/24/19 20:45	18.599	80.559	1234	6/24/19 20:45	18.900	77.574	1234	6/24/19 20:45	18.341	77.400	1234	6/24/19 20:45	18.481	80.029	1234	6/24/19 20:45	14.921	86.459
1235	6/24/19 20:50	18.601	80.559	1235	6/24/19 20:50	18.900	77.574	1235	6/24/19 20:50	18.338	77.400	1235	6/24/19 20:50	18.479	80.029	1235	6/24/19 20:50	14.921	86.277
1236	6/24/19 20:55	18.601	80.559	1236	6/24/19 20:55	18.898	77.749	1236	6/24/19 20:55	18.338	77.400	1236	6/24/19 20:55	18.479	80.029	1236	6/24/19 20:55	14.940	86.277
1237	6/24/19 21:00	18.596	80.559	1237	6/24/19 21:00	18.901	77.749	1237	6/24/19 21:00	18.338	77.400	1237	6/24/19 21:00	18.479	80.206	1237	6/24/19 21:00	14.935	86.277
1238	6/24/19 21:05	18.599	80.559	1238	6/24/19 21:05	18.898	77.749	1238	6/24/19 21:05	18.338	77.400	1238	6/24/19 21:05	18.479	80.206	1238	6/24/19 21:05	14.959	86.097
1239	6/24/19 21:10	18.596	80.559	1239	6/24/19 21:10	18.899	77.923	1239	6/24/19 21:10	18.339	77.574	1239	6/24/19 21:10	18.479	80.206	1239	6/24/19 21:10	14.947	86.097
1240	6/24/19 21:15	18.596	80.559	1240	6/24/19 21:15	18.896	77.923	1240	6/24/19 21:15	18.339	77.574	1240	6/24/19 21:15	18.477	80.206	1240	6/24/19 21:15	14.978	85.915
1241	6/24/19 21:20	18.596	80.559	1241	6/24/19 21:20	18.899	77.923	1241	6/24/19 21:20	18.339	77.574	1241	6/24/19 21:20	18.477	80.206	1241	6/24/19 21:20	14.983	85.915
1242	6/24/19 21:25	18.596	80.559	1242	6/24/19 21:25	18.899	77.923	1242	6/24/19 21:25	18.339	77.574	1242	6/24/19 21:25	18.477	80.206	1242	6/24/19 21:25	14.992	85.735

TABLE 5 - (PAGE 28 OF 39)
LOGGER DATA FOR OW-2, OW-5, OW-9, OW-13 AND NORTHWEST PROVIDENCE CHANNEL
CARNIVAL GRAND PORT
GRAND BAHAMA, BAHAMA ISLANDS

OW-2				OW-5				OW-9				OW-13				Northwest Providence Channel			
Plot Title: 20483953				Plot Title: 20483955				Plot Title: 20266370				Plot Title: 20483956				Plot Title: 20331041			
#	Date Time, GMT-04:00	Abs Pres, psi	Temp, °F	#	Date Time, GMT-04:00	Abs Pres, psi	Temp, °F	#	Date Time, GMT-04:00	Abs Pres, psi	Temp, °F	#	Date Time, GMT-04:00	Abs Pres, psi	Temp, °F	#	Date Time, GMT-04:00	Abs Pres, psi	Temp, °F
1243	6/24/19 21:30	18.599	80.559	1243	6/24/19 21:30	18.897	78.098	1243	6/24/19 21:30	18.339	77.574	1243	6/24/19 21:30	18.477	80.206	1243	6/24/19 21:30	14.989	85.735
1244	6/24/19 21:35	18.599	80.559	1244	6/24/19 21:35	18.902	78.098	1244	6/24/19 21:35	18.339	77.574	1244	6/24/19 21:35	18.477	80.206	1244	6/24/19 21:35	15.013	85.735
1245	6/24/19 21:40	18.601	80.559	1245	6/24/19 21:40	18.902	78.098	1245	6/24/19 21:40	18.341	77.574	1245	6/24/19 21:40	18.479	80.206	1245	6/24/19 21:40	15.033	85.735
1246	6/24/19 21:45	18.606	80.559	1246	6/24/19 21:45	18.902	78.098	1246	6/24/19 21:45	18.344	77.574	1246	6/24/19 21:45	18.482	80.206	1246	6/24/19 21:45	15.037	85.554
1247	6/24/19 21:50	18.608	80.559	1247	6/24/19 21:50	18.909	78.098	1247	6/24/19 21:50	18.344	77.574	1247	6/24/19 21:50	18.482	80.206	1247	6/24/19 21:50	15.066	85.554
1248	6/24/19 21:55	18.608	80.559	1248	6/24/19 21:55	18.915	78.274	1248	6/24/19 21:55	18.349	77.574	1248	6/24/19 21:55	18.487	80.206	1248	6/24/19 21:55	15.076	85.554
1249	6/24/19 22:00	18.611	80.559	1249	6/24/19 22:00	18.917	78.274	1249	6/24/19 22:00	18.354	77.574	1249	6/24/19 22:00	18.492	80.206	1249	6/24/19 22:00	15.083	85.554
1250	6/24/19 22:05	18.615	80.559	1250	6/24/19 22:05	18.922	78.274	1250	6/24/19 22:05	18.354	77.574	1250	6/24/19 22:05	18.494	80.206	1250	6/24/19 22:05	15.115	85.554
1251	6/24/19 22:10	18.618	80.559	1251	6/24/19 22:10	18.924	78.274	1251	6/24/19 22:10	18.361	77.574	1251	6/24/19 22:10	18.497	80.206	1251	6/24/19 22:10	15.124	85.554
1252	6/24/19 22:15	18.623	80.559	1252	6/24/19 22:15	18.932	78.274	1252	6/24/19 22:15	18.364	77.574	1252	6/24/19 22:15	18.499	80.206	1252	6/24/19 22:15	15.144	85.554
1253	6/24/19 22:20	18.625	80.559	1253	6/24/19 22:20	18.932	78.274	1253	6/24/19 22:20	18.369	77.574	1253	6/24/19 22:20	18.504	80.029	1253	6/24/19 22:20	15.168	85.554
1254	6/24/19 22:25	18.632	80.559	1254	6/24/19 22:25	18.937	78.449	1254	6/24/19 22:25	18.374	77.574	1254	6/24/19 22:25	18.509	80.029	1254	6/24/19 22:25	15.158	85.554
1255	6/24/19 22:30	18.637	80.559	1255	6/24/19 22:30	18.947	78.449	1255	6/24/19 22:30	18.379	77.574	1255	6/24/19 22:30	18.513	80.029	1255	6/24/19 22:30	15.185	85.554
1256	6/24/19 22:35	18.642	80.559	1256	6/24/19 22:35	18.952	78.449	1256	6/24/19 22:35	18.384	77.574	1256	6/24/19 22:35	18.516	80.029	1256	6/24/19 22:35	15.219	85.554
1257	6/24/19 22:40	18.646	80.559	1257	6/24/19 22:40	18.956	78.449	1257	6/24/19 22:40	18.389	77.574	1257	6/24/19 22:40	18.523	79.853	1257	6/24/19 22:40	15.236	85.554
1258	6/24/19 22:45	18.653	80.559	1258	6/24/19 22:45	18.961	78.449	1258	6/24/19 22:45	18.396	77.574	1258	6/24/19 22:45	18.527	79.678	1258	6/24/19 22:45	15.250	85.554
1259	6/24/19 22:50	18.656	80.559	1259	6/24/19 22:50	18.966	78.449	1259	6/24/19 22:50	18.401	77.574	1259	6/24/19 22:50	18.534	79.502	1259	6/24/19 22:50	15.267	85.554
1260	6/24/19 22:55	18.663	80.559	1260	6/24/19 22:55	18.973	78.449	1260	6/24/19 22:55	18.406	77.574	1260	6/24/19 22:55	18.539	79.326	1260	6/24/19 22:55	15.286	85.554
1261	6/24/19 23:00	18.668	80.559	1261	6/24/19 23:00	18.980	78.274	1261	6/24/19 23:00	18.414	77.574	1261	6/24/19 23:00	18.544	79.326	1261	6/24/19 23:00	15.330	85.374
1262	6/24/19 23:05	18.675	80.559	1262	6/24/19 23:05	18.980	78.274	1262	6/24/19 23:05	18.416	77.574	1262	6/24/19 23:05	18.548	79.151	1262	6/24/19 23:05	15.337	85.374
1263	6/24/19 23:10	18.682	80.559	1263	6/24/19 23:10	18.988	78.274	1263	6/24/19 23:10	18.424	77.574	1263	6/24/19 23:10	18.555	78.975	1263	6/24/19 23:10	15.320	85.374
1264	6/24/19 23:15	18.687	80.559	1264	6/24/19 23:15	18.992	78.098	1264	6/24/19 23:15	18.429	77.574	1264	6/24/19 23:15	18.557	78.624	1264	6/24/19 23:15	15.376	85.374
1265	6/24/19 23:20	18.694	80.559	1265	6/24/19 23:20	18.996	77.923	1265	6/24/19 23:20	18.434	77.574	1265	6/24/19 23:20	18.563	78.274	1265	6/24/19 23:20	15.394	85.194
1266	6/24/19 23:25	18.698	80.559	1266	6/24/19 23:25	19.002	77.574	1266	6/24/19 23:25	18.441	77.400	1266	6/24/19 23:25	18.568	78.098	1266	6/24/19 23:25	15.423	85.014
1267	6/24/19 23:30	18.703	80.559	1267	6/24/19 23:30	19.009	77.400	1267	6/24/19 23:30	18.443	77.400	1267	6/24/19 23:30	18.573	77.923	1267	6/24/19 23:30	15.423	85.014
1268	6/24/19 23:35	18.708	80.559	1268	6/24/19 23:35	19.013	77.225	1268	6/24/19 23:35	18.448	77.400	1268	6/24/19 23:35	18.580	77.923	1268	6/24/19 23:35	15.440	85.014
1269	6/24/19 23:40	18.713	80.559	1269	6/24/19 23:40	19.015	77.050	1269	6/24/19 23:40	18.453	77.400	1269	6/24/19 23:40	18.582	77.749	1269	6/24/19 23:40	15.479	85.014
1270	6/24/19 23:45	18.720	80.559	1270	6/24/19 23:45	19.023	77.050	1270	6/24/19 23:45	18.458	77.400	1270	6/24/19 23:45	18.587	77.749	1270	6/24/19 23:45	15.484	85.014
1271	6/24/19 23:50	18.725	80.559	1271	6/24/19 23:50	19.027	76.876	1271	6/24/19 23:50	18.463	77.400	1271	6/24/19 23:50	18.594	77.749	1271	6/24/19 23:50	15.484	85.014
1272	6/24/19 23:55	18.727	80.559	1272	6/24/19 23:55	19.029	76.703	1272	6/24/19 23:55	18.466	77.400	1272	6/24/19 23:55	18.597	77.923	1272	6/24/19 23:55	15.513	85.014
1273	6/25/19 0:00	18.731	80.382	1273	6/25/19 0:00	19.036	76.703	1273	6/25/19 0:00	18.473	77.400	1273	6/25/19 0:00	18.602	77.923	1273	6/25/19 0:00	15.534	85.014
1274	6/25/19 0:05	18.738	80.382	1274	6/25/19 0:05	19.039	76.703	1274	6/25/19 0:05	18.481	77.400	1274	6/25/19 0:05	18.609	77.923	1274	6/25/19 0:05	15.525	85.014
1275	6/25/19 0:10	18.743	80.382	1275	6/25/19 0:10	19.043	76.528	1275	6/25/19 0:10	18.486	77.400	1275	6/25/19 0:10	18.615	78.098	1275	6/25/19 0:10	15.559	85.014
1276	6/25/19 0:15	18.750	80.382	1276	6/25/19 0:15	19.048	76.528	1276	6/25/19 0:15	18.491	77.400	1276	6/25/19 0:15	18.622	78.098	1276	6/25/19 0:15	15.581	85.014
1277	6/25/19 0:20	18.755	80.382	1277	6/25/19 0:20	19.053	76.528	1277	6/25/19 0:20	18.496	77.400	1277	6/25/19 0:20	18.624	78.098	1277	6/25/19 0:20	15.597	84.834
1278	6/25/19 0:25	18.762	80.382	1278	6/25/19 0:25	19.059	76.354	1278	6/25/19 0:25	18.501	77.400	1278	6/25/19 0:25	18.630	78.274	1278	6/25/19 0:25	15.621	84.834
1279	6/25/19 0:30	18.767	80.382	1279	6/25/19 0:30	19.064	76.354	1279	6/25/19 0:30	18.508	77.400	1279	6/25/19 0:30	18.635	78.274	1279	6/25/19 0:30	15.665	84.834
1280	6/25/19 0:35	18.774	80.382	1280	6/25/19 0:35	19.069	76.354	1280	6/25/19 0:35	18.510	77.225	1280	6/25/19 0:35	18.640	78.274	1280	6/25/19 0:35	15.633	84.654
1281	6/25/19 0:40	18.779	80.382	1281	6/25/19 0:40	19.074	76.354	1281	6/25/19 0:40	18.515	77.225	1281	6/25/19 0:40	18.647	78.449	1281	6/25/19 0:40	15.640	84.654
1282	6/25/19 0:45	18.781	80.382	1282	6/25/19 0:45	19.079	76.354	1282	6/25/19 0:45	18.520	77.225	1282	6/25/19 0:45	18.650	78.449	1282	6/25/19 0:45	15.659	84.654
1283	6/25/19 0:50	18.788	80.382	1283	6/25/19 0:50	19.083	76.181	1283	6/25/19 0:50	18.525	77.225	1283	6/25/19 0:50	18.652	78.449	1283	6/25/19 0:50	15.696	84.654
1284	6/25/19 0:55	18.790	80.382	1284	6/25/19 0:55	19.083	76.181	1284	6/25/19 0:55	18.530	77.225	1284	6/25/19 0:55	18.655	78.449	1284	6/25/19 0:55	15.672	84.654
1285	6/25/19 1:00	18.798	80.382	1285	6/25/19 1:00	19.088	76.181	1285	6/25/19 1:00	18.535	77.225	1285	6/25/19 1:00	18.662	78.449	1285	6/25/19 1:00	15.691	84.654
1286	6/25/19 1:05	18.800	80.382	1286	6/25/19 1:05	19.093	76.181	1286	6/25/19 1:05	18.540	77.225	1286	6/25/19 1:05	18.667	78.624	1286	6/25/19 1:05	15.700	84.474
1287	6/25/19 1:10	18.805	80.382	1287	6/25/19 1:10	19.098	76.181	1287	6/25/19 1:10	18.543	77.225	1287	6/25/19 1:10	18.670	78.624	1287	6/25/19 1:10	15.703	84.474
1288	6/25/19 1:15	18.809	80.382	1288	6/25/19 1:15	19.103	76.181	1288	6/25/19 1:15	18.548	77.225	1288	6/25/19 1:15	18.675	78.624	1288	6/25/19 1:15	15.700	84.474

TABLE 5 - (PAGE 29 OF 39)
LOGGER DATA FOR OW-2, OW-5, OW-9, OW-13 AND NORTHWEST PROVIDENCE CHANNEL
CARNIVAL GRAND PORT
GRAND BAHAMA, BAHAMA ISLANDS

OW-2				OW-5				OW-9				OW-13				Northwest Providence Channel			
Plot Title: 20483953				Plot Title: 20483955				Plot Title: 20266370				Plot Title: 20483956				Plot Title: 20331041			
#	Date Time, GMT-04:00	Abs Pres, psi	Temp, °F	#	Date Time, GMT-04:00	Abs Pres, psi	Temp, °F	#	Date Time, GMT-04:00	Abs Pres, psi	Temp, °F	#	Date Time, GMT-04:00	Abs Pres, psi	Temp, °F	#	Date Time, GMT-04:00	Abs Pres, psi	Temp, °F
1289	6/25/19 1:20	18.817	80.382	1289	6/25/19 1:20	19.110	76.181	1289	6/25/19 1:20	18.553	77.225	1289	6/25/19 1:20	18.680	78.624	1289	6/25/19 1:20	15.727	84.474
1290	6/25/19 1:25	18.821	80.382	1290	6/25/19 1:25	19.115	76.181	1290	6/25/19 1:25	18.560	77.225	1290	6/25/19 1:25	18.685	78.624	1290	6/25/19 1:25	15.749	84.474
1291	6/25/19 1:30	18.826	80.382	1291	6/25/19 1:30	19.117	76.181	1291	6/25/19 1:30	18.563	77.225	1291	6/25/19 1:30	18.690	78.624	1291	6/25/19 1:30	15.739	84.474
1292	6/25/19 1:35	18.831	80.382	1292	6/25/19 1:35	19.120	76.181	1292	6/25/19 1:35	18.565	77.050	1292	6/25/19 1:35	18.692	78.624	1292	6/25/19 1:35	15.732	84.474
1293	6/25/19 1:40	18.833	80.382	1293	6/25/19 1:40	19.122	76.181	1293	6/25/19 1:40	18.570	77.050	1293	6/25/19 1:40	18.697	78.624	1293	6/25/19 1:40	15.741	84.474
1294	6/25/19 1:45	18.838	80.382	1294	6/25/19 1:45	19.127	76.006	1294	6/25/19 1:45	18.575	77.050	1294	6/25/19 1:45	18.699	78.624	1294	6/25/19 1:45	15.754	84.474
1295	6/25/19 1:50	18.843	80.382	1295	6/25/19 1:50	19.131	76.006	1295	6/25/19 1:50	18.577	77.050	1295	6/25/19 1:50	18.699	78.624	1295	6/25/19 1:50	15.736	84.295
1296	6/25/19 1:55	18.847	80.382	1296	6/25/19 1:55	19.134	76.006	1296	6/25/19 1:55	18.580	77.050	1296	6/25/19 1:55	18.704	78.624	1296	6/25/19 1:55	15.751	84.295
1297	6/25/19 2:00	18.847	80.382	1297	6/25/19 2:00	19.136	76.006	1297	6/25/19 2:00	18.585	77.050	1297	6/25/19 2:00	18.707	78.624	1297	6/25/19 2:00	15.743	84.295
1298	6/25/19 2:05	18.852	80.382	1298	6/25/19 2:05	19.139	76.006	1298	6/25/19 2:05	18.587	77.050	1298	6/25/19 2:05	18.709	78.624	1298	6/25/19 2:05	15.755	84.295
1299	6/25/19 2:10	18.855	80.382	1299	6/25/19 2:10	19.141	76.006	1299	6/25/19 2:10	18.592	77.050	1299	6/25/19 2:10	18.714	78.624	1299	6/25/19 2:10	15.738	84.295
1300	6/25/19 2:15	18.857	80.382	1300	6/25/19 2:15	19.144	76.006	1300	6/25/19 2:15	18.595	77.050	1300	6/25/19 2:15	18.714	78.449	1300	6/25/19 2:15	15.729	84.295
1301	6/25/19 2:20	18.862	80.382	1301	6/25/19 2:20	19.146	76.006	1301	6/25/19 2:20	18.600	77.050	1301	6/25/19 2:20	18.714	78.449	1301	6/25/19 2:20	15.741	84.295
1302	6/25/19 2:25	18.864	80.382	1302	6/25/19 2:25	19.149	76.006	1302	6/25/19 2:25	18.600	77.050	1302	6/25/19 2:25	18.716	78.449	1302	6/25/19 2:25	15.746	84.295
1303	6/25/19 2:30	18.866	80.382	1303	6/25/19 2:30	19.153	76.006	1303	6/25/19 2:30	18.605	77.050	1303	6/25/19 2:30	18.719	78.449	1303	6/25/19 2:30	15.751	84.295
1304	6/25/19 2:35	18.869	80.382	1304	6/25/19 2:35	19.156	76.006	1304	6/25/19 2:35	18.605	77.050	1304	6/25/19 2:35	18.721	78.449	1304	6/25/19 2:35	15.734	84.295
1305	6/25/19 2:40	18.871	80.382	1305	6/25/19 2:40	19.153	76.006	1305	6/25/19 2:40	18.607	77.050	1305	6/25/19 2:40	18.724	78.449	1305	6/25/19 2:40	15.704	84.295
1306	6/25/19 2:45	18.876	80.382	1306	6/25/19 2:45	19.161	76.006	1306	6/25/19 2:45	18.612	76.876	1306	6/25/19 2:45	18.726	78.449	1306	6/25/19 2:45	15.734	84.295
1307	6/25/19 2:50	18.876	80.382	1307	6/25/19 2:50	19.158	76.006	1307	6/25/19 2:50	18.612	76.876	1307	6/25/19 2:50	18.724	78.449	1307	6/25/19 2:50	15.704	84.115
1308	6/25/19 2:55	18.881	80.382	1308	6/25/19 2:55	19.161	76.006	1308	6/25/19 2:55	18.617	76.876	1308	6/25/19 2:55	18.728	78.449	1308	6/25/19 2:55	15.735	84.115
1309	6/25/19 3:00	18.878	80.382	1309	6/25/19 3:00	19.163	76.006	1309	6/25/19 3:00	18.614	76.876	1309	6/25/19 3:00	18.728	78.274	1309	6/25/19 3:00	15.728	84.115
1310	6/25/19 3:05	18.881	80.382	1310	6/25/19 3:05	19.163	76.006	1310	6/25/19 3:05	18.617	76.876	1310	6/25/19 3:05	18.728	78.274	1310	6/25/19 3:05	15.735	84.115
1311	6/25/19 3:10	18.881	80.382	1311	6/25/19 3:10	19.163	76.006	1311	6/25/19 3:10	18.619	76.876	1311	6/25/19 3:10	18.728	78.274	1311	6/25/19 3:10	15.655	84.115
1312	6/25/19 3:15	18.883	80.382	1312	6/25/19 3:15	19.163	76.006	1312	6/25/19 3:15	18.617	76.876	1312	6/25/19 3:15	18.731	78.274	1312	6/25/19 3:15	15.672	84.115
1313	6/25/19 3:20	18.883	80.382	1313	6/25/19 3:20	19.163	76.006	1313	6/25/19 3:20	18.619	76.876	1313	6/25/19 3:20	18.731	78.274	1313	6/25/19 3:20	15.675	84.295
1314	6/25/19 3:25	18.883	80.382	1314	6/25/19 3:25	19.163	76.006	1314	6/25/19 3:25	18.619	76.876	1314	6/25/19 3:25	18.733	78.274	1314	6/25/19 3:25	15.661	84.295
1315	6/25/19 3:30	18.881	80.382	1315	6/25/19 3:30	19.163	76.006	1315	6/25/19 3:30	18.619	76.876	1315	6/25/19 3:30	18.731	78.274	1315	6/25/19 3:30	15.675	84.295
1316	6/25/19 3:35	18.881	80.382	1316	6/25/19 3:35	19.161	76.006	1316	6/25/19 3:35	18.617	76.876	1316	6/25/19 3:35	18.731	78.274	1316	6/25/19 3:35	15.649	84.295
1317	6/25/19 3:40	18.881	80.382	1317	6/25/19 3:40	19.161	76.006	1317	6/25/19 3:40	18.617	76.876	1317	6/25/19 3:40	18.733	78.274	1317	6/25/19 3:40	15.656	84.295
1318	6/25/19 3:45	18.881	80.382	1318	6/25/19 3:45	19.158	76.006	1318	6/25/19 3:45	18.614	76.876	1318	6/25/19 3:45	18.733	78.274	1318	6/25/19 3:45	15.622	84.295
1319	6/25/19 3:50	18.881	80.382	1319	6/25/19 3:50	19.158	76.006	1319	6/25/19 3:50	18.617	76.876	1319	6/25/19 3:50	18.731	78.274	1319	6/25/19 3:50	15.593	84.474
1320	6/25/19 3:55	18.878	80.382	1320	6/25/19 3:55	19.158	76.006	1320	6/25/19 3:55	18.614	76.876	1320	6/25/19 3:55	18.730	78.098	1320	6/25/19 3:55	15.627	84.474
1321	6/25/19 4:00	18.878	80.382	1321	6/25/19 4:00	19.156	76.006	1321	6/25/19 4:00	18.614	76.876	1321	6/25/19 4:00	18.730	78.098	1321	6/25/19 4:00	15.575	84.654
1322	6/25/19 4:05	18.876	80.382	1322	6/25/19 4:05	19.153	76.006	1322	6/25/19 4:05	18.612	76.876	1322	6/25/19 4:05	18.730	78.098	1322	6/25/19 4:05	15.565	84.654
1323	6/25/19 4:10	18.874	80.382	1323	6/25/19 4:10	19.153	76.006	1323	6/25/19 4:10	18.609	76.876	1323	6/25/19 4:10	18.728	78.098	1323	6/25/19 4:10	15.558	84.654
1324	6/25/19 4:15	18.874	80.382	1324	6/25/19 4:15	19.151	76.006	1324	6/25/19 4:15	18.607	76.876	1324	6/25/19 4:15	18.728	78.098	1324	6/25/19 4:15	15.524	84.654
1325	6/25/19 4:20	18.871	80.382	1325	6/25/19 4:20	19.151	76.006	1325	6/25/19 4:20	18.607	76.876	1325	6/25/19 4:20	18.728	78.098	1325	6/25/19 4:20	15.495	84.654
1326	6/25/19 4:25	18.869	80.382	1326	6/25/19 4:25	19.146	76.006	1326	6/25/19 4:25	18.604	76.876	1326	6/25/19 4:25	18.725	78.098	1326	6/25/19 4:25	15.521	84.654
1327	6/25/19 4:30	18.866	80.382	1327	6/25/19 4:30	19.144	76.006	1327	6/25/19 4:30	18.601	76.876	1327	6/25/19 4:30	18.725	78.098	1327	6/25/19 4:30	15.458	84.474
1328	6/25/19 4:35	18.864	80.382	1328	6/25/19 4:35	19.141	76.006	1328	6/25/19 4:35	18.599	76.876	1328	6/25/19 4:35	18.723	78.098	1328	6/25/19 4:35	15.467	84.295
1329	6/25/19 4:40	18.862	80.382	1329	6/25/19 4:40	19.136	76.006	1329	6/25/19 4:40	18.594	76.876	1329	6/25/19 4:40	18.718	78.098	1329	6/25/19 4:40	15.426	84.474
1330	6/25/19 4:45	18.855	80.382	1330	6/25/19 4:45	19.131	76.006	1330	6/25/19 4:45	18.591	76.876	1330	6/25/19 4:45	18.718	78.098	1330	6/25/19 4:45	15.412	84.654
1331	6/25/19 4:50	18.850	80.382	1331	6/25/19 4:50	19.129	76.006	1331	6/25/19 4:50	18.584	76.876	1331	6/25/19 4:50	18.713	78.098	1331	6/25/19 4:50	15.429	84.654
1332	6/25/19 4:55	18.845	80.382	1332	6/25/19 4:55	19.122	76.006	1332	6/25/19 4:55	18.581	76.876	1332	6/25/19 4:55	18.713	78.098	1332	6/25/19 4:55	15.386	84.654
1333	6/25/19 5:00	18.843	80.382	1333	6/25/19 5:00	19.119	76.006	1333	6/25/19 5:00	18.576	76.876	1333	6/25/19 5:00	18.710	77.923	1333	6/25/19 5:00	15.371	84.654
1334	6/25/19 5:05	18.838	80.382	1334	6/25/19 5:05	19.114	76.006	1334	6/25/19 5:05	18.571	76.876	1334	6/25/19 5:05	18.708	77.923	1334	6/25/19 5:05	15.351	84.474

TABLE 5 - (PAGE 30 OF 39)
LOGGER DATA FOR OW-2, OW-5, OW-9, OW-13 AND NORTHWEST PROVIDENCE CHANNEL
CARNIVAL GRAND PORT
GRAND BAHAMA, BAHAMA ISLANDS

OW-2				OW-5				OW-9				OW-13				Northwest Providence Channel			
Plot Title: 20483953				Plot Title: 20483955				Plot Title: 20266370				Plot Title: 20483956				Plot Title: 20331041			
#	Date Time, GMT-04:00	Abs Pres, psi	Temp, °F	#	Date Time, GMT-04:00	Abs Pres, psi	Temp, °F	#	Date Time, GMT-04:00	Abs Pres, psi	Temp, °F	#	Date Time, GMT-04:00	Abs Pres, psi	Temp, °F	#	Date Time, GMT-04:00	Abs Pres, psi	Temp, °F
1335	6/25/19 5:10	18.833	80.382	1335	6/25/19 5:10	19.109	76.006	1335	6/25/19 5:10	18.566	76.876	1335	6/25/19 5:10	18.706	78.098	1335	6/25/19 5:10	15.318	84.115
1336	6/25/19 5:15	18.828	80.382	1336	6/25/19 5:15	19.105	76.006	1336	6/25/19 5:15	18.564	76.876	1336	6/25/19 5:15	18.701	78.098	1336	6/25/19 5:15	15.314	84.295
1337	6/25/19 5:20	18.821	80.382	1337	6/25/19 5:20	19.102	76.006	1337	6/25/19 5:20	18.559	76.876	1337	6/25/19 5:20	18.699	78.274	1337	6/25/19 5:20	15.311	84.115
1338	6/25/19 5:25	18.817	80.382	1338	6/25/19 5:25	19.095	76.006	1338	6/25/19 5:25	18.554	76.876	1338	6/25/19 5:25	18.694	78.274	1338	6/25/19 5:25	15.299	84.115
1339	6/25/19 5:30	18.812	80.382	1339	6/25/19 5:30	19.093	76.006	1339	6/25/19 5:30	18.549	76.876	1339	6/25/19 5:30	18.689	78.449	1339	6/25/19 5:30	15.287	84.115
1340	6/25/19 5:35	18.807	80.382	1340	6/25/19 5:35	19.085	76.006	1340	6/25/19 5:35	18.544	76.876	1340	6/25/19 5:35	18.682	78.624	1340	6/25/19 5:35	15.241	84.115
1341	6/25/19 5:40	18.800	80.382	1341	6/25/19 5:40	19.083	76.006	1341	6/25/19 5:40	18.536	76.876	1341	6/25/19 5:40	18.680	78.624	1341	6/25/19 5:40	15.224	83.935
1342	6/25/19 5:45	18.798	80.382	1342	6/25/19 5:45	19.078	76.006	1342	6/25/19 5:45	18.531	76.876	1342	6/25/19 5:45	18.673	78.800	1342	6/25/19 5:45	15.202	83.935
1343	6/25/19 5:50	18.793	80.382	1343	6/25/19 5:50	19.073	76.006	1343	6/25/19 5:50	18.529	76.876	1343	6/25/19 5:50	18.670	78.800	1343	6/25/19 5:50	15.199	83.935
1344	6/25/19 5:55	18.786	80.382	1344	6/25/19 5:55	19.066	76.006	1344	6/25/19 5:55	18.524	76.876	1344	6/25/19 5:55	18.666	78.975	1344	6/25/19 5:55	15.170	83.757
1345	6/25/19 6:00	18.781	80.382	1345	6/25/19 6:00	19.061	76.006	1345	6/25/19 6:00	18.519	76.876	1345	6/25/19 6:00	18.658	78.975	1345	6/25/19 6:00	15.158	83.757
1346	6/25/19 6:05	18.776	80.382	1346	6/25/19 6:05	19.056	76.006	1346	6/25/19 6:05	18.511	76.876	1346	6/25/19 6:05	18.656	79.151	1346	6/25/19 6:05	15.147	83.579
1347	6/25/19 6:10	18.769	80.382	1347	6/25/19 6:10	19.054	76.006	1347	6/25/19 6:10	18.506	76.876	1347	6/25/19 6:10	18.649	79.151	1347	6/25/19 6:10	15.138	83.579
1348	6/25/19 6:15	18.762	80.382	1348	6/25/19 6:15	19.046	76.006	1348	6/25/19 6:15	18.501	76.876	1348	6/25/19 6:15	18.644	79.151	1348	6/25/19 6:15	15.080	83.579
1349	6/25/19 6:20	18.757	80.382	1349	6/25/19 6:20	19.041	76.006	1349	6/25/19 6:20	18.494	76.876	1349	6/25/19 6:20	18.640	79.326	1349	6/25/19 6:20	15.084	83.399
1350	6/25/19 6:25	18.750	80.382	1350	6/25/19 6:25	19.037	76.006	1350	6/25/19 6:25	18.489	76.876	1350	6/25/19 6:25	18.635	79.326	1350	6/25/19 6:25	15.048	83.399
1351	6/25/19 6:30	18.745	80.382	1351	6/25/19 6:30	19.029	76.006	1351	6/25/19 6:30	18.484	76.876	1351	6/25/19 6:30	18.627	79.326	1351	6/25/19 6:30	15.065	83.399
1352	6/25/19 6:35	18.738	80.382	1352	6/25/19 6:35	19.022	76.006	1352	6/25/19 6:35	18.476	76.876	1352	6/25/19 6:35	18.620	79.502	1352	6/25/19 6:35	15.023	83.221
1353	6/25/19 6:40	18.731	80.382	1353	6/25/19 6:40	19.017	76.006	1353	6/25/19 6:40	18.471	76.876	1353	6/25/19 6:40	18.618	79.502	1353	6/25/19 6:40	15.042	83.221
1354	6/25/19 6:45	18.724	80.382	1354	6/25/19 6:45	19.015	76.006	1354	6/25/19 6:45	18.464	76.876	1354	6/25/19 6:45	18.611	79.502	1354	6/25/19 6:45	14.989	83.043
1355	6/25/19 6:50	18.719	80.382	1355	6/25/19 6:50	19.007	76.006	1355	6/25/19 6:50	18.459	76.876	1355	6/25/19 6:50	18.604	79.678	1355	6/25/19 6:50	14.981	83.043
1356	6/25/19 6:55	18.710	80.382	1356	6/25/19 6:55	19.002	76.006	1356	6/25/19 6:55	18.451	76.876	1356	6/25/19 6:55	18.596	79.678	1356	6/25/19 6:55	14.961	82.864
1357	6/25/19 7:00	18.707	80.382	1357	6/25/19 7:00	18.998	76.006	1357	6/25/19 7:00	18.444	76.876	1357	6/25/19 7:00	18.591	79.678	1357	6/25/19 7:00	14.961	82.686
1358	6/25/19 7:05	18.700	80.382	1358	6/25/19 7:05	18.993	76.006	1358	6/25/19 7:05	18.439	76.876	1358	6/25/19 7:05	18.584	79.853	1358	6/25/19 7:05	14.944	82.686
1359	6/25/19 7:10	18.693	80.382	1359	6/25/19 7:10	18.985	76.006	1359	6/25/19 7:10	18.431	76.876	1359	6/25/19 7:10	18.577	79.853	1359	6/25/19 7:10	14.939	82.508
1360	6/25/19 7:15	18.686	80.382	1360	6/25/19 7:15	18.983	76.006	1360	6/25/19 7:15	18.427	77.050	1360	6/25/19 7:15	18.572	79.853	1360	6/25/19 7:15	14.929	82.508
1361	6/25/19 7:20	18.681	80.382	1361	6/25/19 7:20	18.976	76.006	1361	6/25/19 7:20	18.422	77.050	1361	6/25/19 7:20	18.567	79.853	1361	6/25/19 7:20	14.905	82.508
1362	6/25/19 7:25	18.677	80.382	1362	6/25/19 7:25	18.971	76.006	1362	6/25/19 7:25	18.417	77.050	1362	6/25/19 7:25	18.562	79.853	1362	6/25/19 7:25	14.897	82.508
1363	6/25/19 7:30	18.670	80.382	1363	6/25/19 7:30	18.966	76.006	1363	6/25/19 7:30	18.409	77.050	1363	6/25/19 7:30	18.555	80.029	1363	6/25/19 7:30	14.890	82.508
1364	6/25/19 7:35	18.665	80.382	1364	6/25/19 7:35	18.962	76.181	1364	6/25/19 7:35	18.407	77.050	1364	6/25/19 7:35	18.555	80.029	1364	6/25/19 7:35	14.890	82.508
1365	6/25/19 7:40	18.660	80.382	1365	6/25/19 7:40	18.957	76.181	1365	6/25/19 7:40	18.399	77.050	1365	6/25/19 7:40	18.548	80.029	1365	6/25/19 7:40	14.874	82.686
1366	6/25/19 7:45	18.655	80.382	1366	6/25/19 7:45	18.952	76.181	1366	6/25/19 7:45	18.394	77.050	1366	6/25/19 7:45	18.543	80.029	1366	6/25/19 7:45	14.870	83.043
1367	6/25/19 7:50	18.653	80.382	1367	6/25/19 7:50	18.947	76.181	1367	6/25/19 7:50	18.389	77.050	1367	6/25/19 7:50	18.538	80.029	1367	6/25/19 7:50	14.856	83.043
1368	6/25/19 7:55	18.648	80.382	1368	6/25/19 7:55	18.943	76.354	1368	6/25/19 7:55	18.385	77.225	1368	6/25/19 7:55	18.534	80.206	1368	6/25/19 7:55	14.861	83.399
1369	6/25/19 8:00	18.643	80.382	1369	6/25/19 8:00	18.938	76.354	1369	6/25/19 8:00	18.382	77.225	1369	6/25/19 8:00	18.529	80.206	1369	6/25/19 8:00	14.843	83.757
1370	6/25/19 8:05	18.639	80.382	1370	6/25/19 8:05	18.935	76.354	1370	6/25/19 8:05	18.377	77.225	1370	6/25/19 8:05	18.524	80.206	1370	6/25/19 8:05	14.853	83.935
1371	6/25/19 8:10	18.634	80.382	1371	6/25/19 8:10	18.931	76.528	1371	6/25/19 8:10	18.372	77.225	1371	6/25/19 8:10	18.519	80.206	1371	6/25/19 8:10	14.851	84.115
1372	6/25/19 8:15	18.632	80.382	1372	6/25/19 8:15	18.929	76.528	1372	6/25/19 8:15	18.370	77.225	1372	6/25/19 8:15	18.516	80.206	1372	6/25/19 8:15	14.864	84.295
1373	6/25/19 8:20	18.627	80.382	1373	6/25/19 8:20	18.924	76.528	1373	6/25/19 8:20	18.362	77.225	1373	6/25/19 8:20	18.511	80.206	1373	6/25/19 8:20	14.843	84.474
1374	6/25/19 8:25	18.622	80.382	1374	6/25/19 8:25	18.919	76.528	1374	6/25/19 8:25	18.362	77.225	1374	6/25/19 8:25	18.509	80.206	1374	6/25/19 8:25	14.844	84.654
1375	6/25/19 8:30	18.620	80.559	1375	6/25/19 8:30	18.917	76.703	1375	6/25/19 8:30	18.357	77.225	1375	6/25/19 8:30	18.501	80.206	1375	6/25/19 8:30	14.854	84.834
1376	6/25/19 8:35	18.618	80.559	1376	6/25/19 8:35	18.912	76.703	1376	6/25/19 8:35	18.352	77.225	1376	6/25/19 8:35	18.501	80.206	1376	6/25/19 8:35	14.837	85.014
1377	6/25/19 8:40	18.615	80.559	1377	6/25/19 8:40	18.910	76.703	1377	6/25/19 8:40	18.350	77.225	1377	6/25/19 8:40	18.499	80.206	1377	6/25/19 8:40	14.845	85.014
1378	6/25/19 8:45	18.613	80.559	1378	6/25/19 8:45	18.910	76.876	1378	6/25/19 8:45	18.350	77.225	1378	6/25/19 8:45	18.495	80.382	1378	6/25/19 8:45	14.855	85.194
1379	6/25/19 8:50	18.611	80.559	1379	6/25/19 8:50	18.908	76.876	1379	6/25/19 8:50	18.345	77.400	1379	6/25/19 8:50	18.495	80.382	1379	6/25/19 8:50	14.845	85.194
1380	6/25/19 8:55	18.606	80.559	1380	6/25/19 8:55	18.905	76.876	1380	6/25/19 8:55	18.341	77.400	1380	6/25/19 8:55	18.490	80.382	1380	6/25/19 8:55	14.872	85.374

TABLE 5 - (PAGE 31 OF 39)
LOGGER DATA FOR OW-2, OW-5, OW-9, OW-13 AND NORTHWEST PROVIDENCE CHANNEL
CARNIVAL GRAND PORT
GRAND BAHAMA, BAHAMA ISLANDS

OW-2				OW-5				OW-9				OW-13				Northwest Providence Channel			
Plot Title: 20483953				Plot Title: 20483955				Plot Title: 20266370				Plot Title: 20483956				Plot Title: 20331041			
#	Date Time, GMT-04:00	Abs Pres, psi	Temp, °F	#	Date Time, GMT-04:00	Abs Pres, psi	Temp, °F	#	Date Time, GMT-04:00	Abs Pres, psi	Temp, °F	#	Date Time, GMT-04:00	Abs Pres, psi	Temp, °F	#	Date Time, GMT-04:00	Abs Pres, psi	Temp, °F
1381	6/25/19 9:00	18.604	80.559	1381	6/25/19 9:00	18.901	77.050	1381	6/25/19 9:00	18.341	77.400	1381	6/25/19 9:00	18.487	80.382	1381	6/25/19 9:00	14.850	85.374
1382	6/25/19 9:05	18.601	80.559	1382	6/25/19 9:05	18.899	77.050	1382	6/25/19 9:05	18.338	77.400	1382	6/25/19 9:05	18.485	80.382	1382	6/25/19 9:05	14.865	85.374
1383	6/25/19 9:10	18.599	80.559	1383	6/25/19 9:10	18.897	77.225	1383	6/25/19 9:10	18.335	77.400	1383	6/25/19 9:10	18.480	80.382	1383	6/25/19 9:10	14.870	85.554
1384	6/25/19 9:15	18.596	80.559	1384	6/25/19 9:15	18.894	77.225	1384	6/25/19 9:15	18.335	77.400	1384	6/25/19 9:15	18.477	80.382	1384	6/25/19 9:15	14.861	85.735
1385	6/25/19 9:20	18.594	80.559	1385	6/25/19 9:20	18.895	77.400	1385	6/25/19 9:20	18.330	77.400	1385	6/25/19 9:20	18.477	80.382	1385	6/25/19 9:20	14.883	85.735
1386	6/25/19 9:25	18.594	80.559	1386	6/25/19 9:25	18.892	77.400	1386	6/25/19 9:25	18.330	77.400	1386	6/25/19 9:25	18.475	80.382	1386	6/25/19 9:25	14.905	85.915
1387	6/25/19 9:30	18.594	80.559	1387	6/25/19 9:30	18.890	77.574	1387	6/25/19 9:30	18.330	77.400	1387	6/25/19 9:30	18.475	80.382	1387	6/25/19 9:30	14.929	85.735
1388	6/25/19 9:35	18.594	80.559	1388	6/25/19 9:35	18.893	77.749	1388	6/25/19 9:35	18.330	77.400	1388	6/25/19 9:35	18.472	80.382	1388	6/25/19 9:35	14.902	85.735
1389	6/25/19 9:40	18.592	80.559	1389	6/25/19 9:40	18.891	77.749	1389	6/25/19 9:40	18.328	77.400	1389	6/25/19 9:40	18.470	80.382	1389	6/25/19 9:40	14.917	85.735
1390	6/25/19 9:45	18.590	80.559	1390	6/25/19 9:45	18.892	77.923	1390	6/25/19 9:45	18.328	77.400	1390	6/25/19 9:45	18.470	80.382	1390	6/25/19 9:45	14.908	85.915
1391	6/25/19 9:50	18.590	80.559	1391	6/25/19 9:50	18.890	78.098	1391	6/25/19 9:50	18.325	77.400	1391	6/25/19 9:50	18.468	80.382	1391	6/25/19 9:50	14.942	85.915
1392	6/25/19 9:55	18.590	80.559	1392	6/25/19 9:55	18.890	78.098	1392	6/25/19 9:55	18.325	77.400	1392	6/25/19 9:55	18.468	80.382	1392	6/25/19 9:55	14.946	85.915
1393	6/25/19 10:00	18.590	80.559	1393	6/25/19 10:00	18.893	78.274	1393	6/25/19 10:00	18.328	77.400	1393	6/25/19 10:00	18.465	80.382	1393	6/25/19 10:00	14.947	86.097
1394	6/25/19 10:05	18.590	80.559	1394	6/25/19 10:05	18.890	78.274	1394	6/25/19 10:05	18.325	77.400	1394	6/25/19 10:05	18.468	80.382	1394	6/25/19 10:05	14.978	86.097
1395	6/25/19 10:10	18.590	80.559	1395	6/25/19 10:10	18.893	78.449	1395	6/25/19 10:10	18.329	77.574	1395	6/25/19 10:10	18.468	80.382	1395	6/25/19 10:10	14.959	86.097
1396	6/25/19 10:15	18.594	80.559	1396	6/25/19 10:15	18.894	78.624	1396	6/25/19 10:15	18.331	77.574	1396	6/25/19 10:15	18.468	80.382	1396	6/25/19 10:15	15.027	86.097
1397	6/25/19 10:20	18.594	80.559	1397	6/25/19 10:20	18.899	78.624	1397	6/25/19 10:20	18.331	77.574	1397	6/25/19 10:20	18.472	80.382	1397	6/25/19 10:20	15.017	86.097
1398	6/25/19 10:25	18.596	80.559	1398	6/25/19 10:25	18.902	78.800	1398	6/25/19 10:25	18.334	77.574	1398	6/25/19 10:25	18.472	80.382	1398	6/25/19 10:25	15.022	86.097
1399	6/25/19 10:30	18.599	80.559	1399	6/25/19 10:30	18.905	78.975	1399	6/25/19 10:30	18.336	77.574	1399	6/25/19 10:30	18.472	80.382	1399	6/25/19 10:30	15.046	86.097
1400	6/25/19 10:35	18.604	80.559	1400	6/25/19 10:35	18.905	78.975	1400	6/25/19 10:35	18.339	77.574	1400	6/25/19 10:35	18.475	80.382	1400	6/25/19 10:35	15.071	86.277
1401	6/25/19 10:40	18.604	80.559	1401	6/25/19 10:40	18.907	79.151	1401	6/25/19 10:40	18.344	77.574	1401	6/25/19 10:40	18.477	80.382	1401	6/25/19 10:40	15.124	86.277
1402	6/25/19 10:45	18.608	80.559	1402	6/25/19 10:45	18.912	79.151	1402	6/25/19 10:45	18.346	77.574	1402	6/25/19 10:45	18.482	80.382	1402	6/25/19 10:45	15.138	86.097
1403	6/25/19 10:50	18.611	80.559	1403	6/25/19 10:50	18.918	79.326	1403	6/25/19 10:50	18.351	77.574	1403	6/25/19 10:50	18.485	80.382	1403	6/25/19 10:50	15.106	85.915
1404	6/25/19 10:55	18.618	80.559	1404	6/25/19 10:55	18.921	79.502	1404	6/25/19 10:55	18.354	77.574	1404	6/25/19 10:55	18.490	80.382	1404	6/25/19 10:55	15.171	85.915
1405	6/25/19 11:00	18.620	80.559	1405	6/25/19 11:00	18.926	79.502	1405	6/25/19 11:00	18.356	77.574	1405	6/25/19 11:00	18.490	80.382	1405	6/25/19 11:00	15.152	85.915
1406	6/25/19 11:05	18.625	80.559	1406	6/25/19 11:05	18.931	79.678	1406	6/25/19 11:05	18.361	77.574	1406	6/25/19 11:05	18.495	80.382	1406	6/25/19 11:05	15.181	85.915
1407	6/25/19 11:10	18.630	80.559	1407	6/25/19 11:10	18.936	79.853	1407	6/25/19 11:10	18.366	77.574	1407	6/25/19 11:10	18.501	80.206	1407	6/25/19 11:10	15.206	86.097
1408	6/25/19 11:15	18.634	80.559	1408	6/25/19 11:15	18.942	80.029	1408	6/25/19 11:15	18.371	77.574	1408	6/25/19 11:15	18.506	80.206	1408	6/25/19 11:15	15.196	86.097
1409	6/25/19 11:20	18.639	80.559	1409	6/25/19 11:20	18.949	80.029	1409	6/25/19 11:20	18.379	77.574	1409	6/25/19 11:20	18.511	80.206	1409	6/25/19 11:20	15.235	86.277
1410	6/25/19 11:25	18.644	80.559	1410	6/25/19 11:25	18.954	80.029	1410	6/25/19 11:25	18.386	77.574	1410	6/25/19 11:25	18.513	80.029	1410	6/25/19 11:25	15.233	86.277
1411	6/25/19 11:30	18.651	80.559	1411	6/25/19 11:30	18.959	80.206	1411	6/25/19 11:30	18.389	77.574	1411	6/25/19 11:30	18.521	80.029	1411	6/25/19 11:30	15.250	86.459
1412	6/25/19 11:35	18.656	80.559	1412	6/25/19 11:35	18.967	80.206	1412	6/25/19 11:35	18.394	77.574	1412	6/25/19 11:35	18.523	79.853	1412	6/25/19 11:35	15.302	86.641
1413	6/25/19 11:40	18.661	80.559	1413	6/25/19 11:40	18.972	80.206	1413	6/25/19 11:40	18.399	77.574	1413	6/25/19 11:40	18.530	79.678	1413	6/25/19 11:40	15.288	87.004
1414	6/25/19 11:45	18.665	80.559	1414	6/25/19 11:45	18.974	80.206	1414	6/25/19 11:45	18.404	77.574	1414	6/25/19 11:45	18.535	79.678	1414	6/25/19 11:45	15.323	87.186
1415	6/25/19 11:50	18.672	80.559	1415	6/25/19 11:50	18.983	80.029	1415	6/25/19 11:50	18.411	77.574	1415	6/25/19 11:50	18.542	79.502	1415	6/25/19 11:50	15.348	87.552
1416	6/25/19 11:55	18.677	80.559	1416	6/25/19 11:55	18.985	79.853	1416	6/25/19 11:55	18.416	77.574	1416	6/25/19 11:55	18.544	79.502	1416	6/25/19 11:55	15.344	87.733
1417	6/25/19 12:00	18.682	80.559	1417	6/25/19 12:00	18.989	79.678	1417	6/25/19 12:00	18.421	77.574	1417	6/25/19 12:00	18.551	79.326	1417	6/25/19 12:00	15.405	87.915
1418	6/25/19 12:05	18.687	80.559	1418	6/25/19 12:05	18.994	79.678	1418	6/25/19 12:05	18.424	77.574	1418	6/25/19 12:05	18.556	79.151	1418	6/25/19 12:05	15.396	87.915
1419	6/25/19 12:10	18.689	80.559	1419	6/25/19 12:10	18.996	79.502	1419	6/25/19 12:10	18.428	77.400	1419	6/25/19 12:10	18.558	78.975	1419	6/25/19 12:10	15.411	88.282
1420	6/25/19 12:15	18.694	80.559	1420	6/25/19 12:15	19.002	79.151	1420	6/25/19 12:15	18.433	77.400	1420	6/25/19 12:15	18.562	78.800	1420	6/25/19 12:15	15.451	88.466
1421	6/25/19 12:20	18.701	80.559	1421	6/25/19 12:20	19.006	78.800	1421	6/25/19 12:20	18.438	77.400	1421	6/25/19 12:20	18.566	78.449	1421	6/25/19 12:20	15.473	88.650
1422	6/25/19 12:25	18.706	80.559	1422	6/25/19 12:25	19.010	78.449	1422	6/25/19 12:25	18.443	77.400	1422	6/25/19 12:25	18.573	78.098	1422	6/25/19 12:25	15.483	88.833
1423	6/25/19 12:30	18.713	80.559	1423	6/25/19 12:30	19.017	78.274	1423	6/25/19 12:30	18.448	77.400	1423	6/25/19 12:30	18.577	77.923	1423	6/25/19 12:30	15.433	89.017
1424	6/25/19 12:35	18.717	80.559	1424	6/25/19 12:35	19.021	77.923	1424	6/25/19 12:35	18.453	77.400	1424	6/25/19 12:35	18.585	77.923	1424	6/25/19 12:35	15.554	89.017
1425	6/25/19 12:40	18.722	80.559	1425	6/25/19 12:40	19.025	77.749	1425	6/25/19 12:40	18.458	77.400	1425	6/25/19 12:40	18.587	77.923	1425	6/25/19 12:40	15.499	89.200
1426	6/25/19 12:45	18.727	80.559	1426	6/25/19 12:45	19.029	77.574	1426	6/25/19 12:45	18.463	77.400	1426	6/25/19 12:45	18.592	77.923	1426	6/25/19 12:45	15.546	89.569

TABLE 5 - (PAGE 32 OF 39)
LOGGER DATA FOR OW-2, OW-5, OW-9, OW-13 AND NORTHWEST PROVIDENCE CHANNEL
CARNIVAL GRAND PORT
GRAND BAHAMA, BAHAMA ISLANDS

OW-2				OW-5				OW-9				OW-13				Northwest Providence Channel			
Plot Title: 20483953				Plot Title: 20483955				Plot Title: 20266370				Plot Title: 20483956				Plot Title: 20331041			
#	Date Time, GMT-04:00	Abs Pres, psi	Temp, °F	#	Date Time, GMT-04:00	Abs Pres, psi	Temp, °F	#	Date Time, GMT-04:00	Abs Pres, psi	Temp, °F	#	Date Time, GMT-04:00	Abs Pres, psi	Temp, °F	#	Date Time, GMT-04:00	Abs Pres, psi	Temp, °F
1427	6/25/19 12:50	18.732	80.559	1427	6/25/19 12:50	19.033	77.400	1427	6/25/19 12:50	18.468	77.400	1427	6/25/19 12:50	18.597	77.923	1427	6/25/19 12:50	15.588	89.755
1428	6/25/19 12:55	18.736	80.559	1428	6/25/19 12:55	19.038	77.225	1428	6/25/19 12:55	18.473	77.400	1428	6/25/19 12:55	18.602	77.923	1428	6/25/19 12:55	15.529	90.124
1429	6/25/19 13:00	18.744	80.559	1429	6/25/19 13:00	19.043	77.225	1429	6/25/19 13:00	18.481	77.400	1429	6/25/19 13:00	18.607	78.098	1429	6/25/19 13:00	15.553	90.124
1430	6/25/19 13:05	18.748	80.559	1430	6/25/19 13:05	19.047	77.050	1430	6/25/19 13:05	18.483	77.400	1430	6/25/19 13:05	18.612	78.098	1430	6/25/19 13:05	15.578	90.309
1431	6/25/19 13:10	18.753	80.559	1431	6/25/19 13:10	19.054	76.876	1431	6/25/19 13:10	18.491	77.400	1431	6/25/19 13:10	18.618	78.274	1431	6/25/19 13:10	15.663	90.495
1432	6/25/19 13:15	18.760	80.382	1432	6/25/19 13:15	19.059	76.876	1432	6/25/19 13:15	18.493	77.400	1432	6/25/19 13:15	18.622	78.274	1432	6/25/19 13:15	15.658	90.495
1433	6/25/19 13:20	18.764	80.382	1433	6/25/19 13:20	19.063	76.703	1433	6/25/19 13:20	18.501	77.400	1433	6/25/19 13:20	18.630	78.274	1433	6/25/19 13:20	15.675	90.495
1434	6/25/19 13:25	18.772	80.382	1434	6/25/19 13:25	19.068	76.703	1434	6/25/19 13:25	18.505	77.225	1434	6/25/19 13:25	18.635	78.449	1434	6/25/19 13:25	15.589	90.680
1435	6/25/19 13:30	18.776	80.382	1435	6/25/19 13:30	19.073	76.703	1435	6/25/19 13:30	18.513	77.225	1435	6/25/19 13:30	18.638	78.449	1435	6/25/19 13:30	15.690	90.495
1436	6/25/19 13:35	18.781	80.382	1436	6/25/19 13:35	19.079	76.528	1436	6/25/19 13:35	18.518	77.225	1436	6/25/19 13:35	18.645	78.624	1436	6/25/19 13:35	15.747	90.680
1437	6/25/19 13:40	18.788	80.382	1437	6/25/19 13:40	19.084	76.528	1437	6/25/19 13:40	18.523	77.225	1437	6/25/19 13:40	18.650	78.624	1437	6/25/19 13:40	15.625	90.680
1438	6/25/19 13:45	18.790	80.382	1438	6/25/19 13:45	19.087	76.528	1438	6/25/19 13:45	18.528	77.225	1438	6/25/19 13:45	18.656	78.800	1438	6/25/19 13:45	15.745	90.867
1439	6/25/19 13:50	18.798	80.382	1439	6/25/19 13:50	19.091	76.354	1439	6/25/19 13:50	18.533	77.225	1439	6/25/19 13:50	18.658	78.800	1439	6/25/19 13:50	15.686	90.867
1440	6/25/19 13:55	18.802	80.382	1440	6/25/19 13:55	19.098	76.354	1440	6/25/19 13:55	18.535	77.225	1440	6/25/19 13:55	18.660	78.800	1440	6/25/19 13:55	15.726	91.053
1441	6/25/19 14:00	18.807	80.382	1441	6/25/19 14:00	19.101	76.354	1441	6/25/19 14:00	18.540	77.225	1441	6/25/19 14:00	18.668	78.800	1441	6/25/19 14:00	15.733	91.053
1442	6/25/19 14:05	18.812	80.382	1442	6/25/19 14:05	19.103	76.354	1442	6/25/19 14:05	18.545	77.225	1442	6/25/19 14:05	18.671	78.975	1442	6/25/19 14:05	15.714	91.053
1443	6/25/19 14:10	18.817	80.382	1443	6/25/19 14:10	19.108	76.354	1443	6/25/19 14:10	18.550	77.225	1443	6/25/19 14:10	18.676	78.975	1443	6/25/19 14:10	15.717	91.240
1444	6/25/19 14:15	18.819	80.382	1444	6/25/19 14:15	19.110	76.181	1444	6/25/19 14:15	18.553	77.225	1444	6/25/19 14:15	18.678	78.975	1444	6/25/19 14:15	15.693	91.425
1445	6/25/19 14:20	18.821	80.382	1445	6/25/19 14:20	19.115	76.181	1445	6/25/19 14:20	18.558	77.225	1445	6/25/19 14:20	18.683	78.975	1445	6/25/19 14:20	15.827	91.612
1446	6/25/19 14:25	18.828	80.382	1446	6/25/19 14:25	19.117	76.181	1446	6/25/19 14:25	18.558	77.225	1446	6/25/19 14:25	18.686	78.975	1446	6/25/19 14:25	15.726	91.800
1447	6/25/19 14:30	18.828	80.382	1447	6/25/19 14:30	19.120	76.181	1447	6/25/19 14:30	18.562	77.050	1447	6/25/19 14:30	18.690	78.975	1447	6/25/19 14:30	15.821	91.987
1448	6/25/19 14:35	18.833	80.382	1448	6/25/19 14:35	19.125	76.181	1448	6/25/19 14:35	18.565	77.050	1448	6/25/19 14:35	18.690	78.975	1448	6/25/19 14:35	15.744	92.174
1449	6/25/19 14:40	18.838	80.382	1449	6/25/19 14:40	19.127	76.181	1449	6/25/19 14:40	18.570	77.050	1449	6/25/19 14:40	18.693	79.151	1449	6/25/19 14:40	15.757	92.363
1450	6/25/19 14:45	18.840	80.382	1450	6/25/19 14:45	19.132	76.181	1450	6/25/19 14:45	18.572	77.050	1450	6/25/19 14:45	18.696	79.151	1450	6/25/19 14:45	15.720	92.363
1451	6/25/19 14:50	18.845	80.382	1451	6/25/19 14:50	19.132	76.181	1451	6/25/19 14:50	18.575	77.050	1451	6/25/19 14:50	18.698	79.151	1451	6/25/19 14:50	15.716	92.550
1452	6/25/19 14:55	18.847	80.382	1452	6/25/19 14:55	19.137	76.181	1452	6/25/19 14:55	18.580	77.050	1452	6/25/19 14:55	18.701	79.151	1452	6/25/19 14:55	15.692	92.737
1453	6/25/19 15:00	18.850	80.382	1453	6/25/19 15:00	19.139	76.181	1453	6/25/19 15:00	18.582	77.050	1453	6/25/19 15:00	18.703	79.151	1453	6/25/19 15:00	15.741	92.737
1454	6/25/19 15:05	18.852	80.382	1454	6/25/19 15:05	19.142	76.181	1454	6/25/19 15:05	18.585	77.050	1454	6/25/19 15:05	18.706	79.151	1454	6/25/19 15:05	15.687	92.737
1455	6/25/19 15:10	18.855	80.382	1455	6/25/19 15:10	19.141	76.006	1455	6/25/19 15:10	18.587	77.050	1455	6/25/19 15:10	18.708	79.151	1455	6/25/19 15:10	15.780	92.926
1456	6/25/19 15:15	18.859	80.382	1456	6/25/19 15:15	19.146	76.006	1456	6/25/19 15:15	18.592	77.050	1456	6/25/19 15:15	18.710	78.975	1456	6/25/19 15:15	15.710	92.926
1457	6/25/19 15:20	18.862	80.382	1457	6/25/19 15:20	19.149	76.006	1457	6/25/19 15:20	18.595	77.050	1457	6/25/19 15:20	18.710	78.975	1457	6/25/19 15:20	15.727	92.926
1458	6/25/19 15:25	18.862	80.382	1458	6/25/19 15:25	19.151	76.006	1458	6/25/19 15:25	18.595	77.050	1458	6/25/19 15:25	18.713	78.975	1458	6/25/19 15:25	15.691	93.115
1459	6/25/19 15:30	18.864	80.382	1459	6/25/19 15:30	19.151	76.006	1459	6/25/19 15:30	18.597	77.050	1459	6/25/19 15:30	18.715	78.975	1459	6/25/19 15:30	15.765	93.304
1460	6/25/19 15:35	18.866	80.382	1460	6/25/19 15:35	19.153	76.006	1460	6/25/19 15:35	18.600	77.050	1460	6/25/19 15:35	18.715	78.975	1460	6/25/19 15:35	15.704	93.304
1461	6/25/19 15:40	18.869	80.382	1461	6/25/19 15:40	19.153	76.006	1461	6/25/19 15:40	18.602	77.050	1461	6/25/19 15:40	18.717	78.975	1461	6/25/19 15:40	15.731	93.304
1462	6/25/19 15:45	18.871	80.382	1462	6/25/19 15:45	19.153	76.006	1462	6/25/19 15:45	18.602	77.050	1462	6/25/19 15:45	18.717	78.975	1462	6/25/19 15:45	15.741	93.493
1463	6/25/19 15:50	18.871	80.382	1463	6/25/19 15:50	19.153	76.006	1463	6/25/19 15:50	18.602	77.050	1463	6/25/19 15:50	18.720	78.975	1463	6/25/19 15:50	15.765	93.493
1464	6/25/19 15:55	18.874	80.382	1464	6/25/19 15:55	19.158	76.006	1464	6/25/19 15:55	18.601	76.876	1464	6/25/19 15:55	18.720	78.975	1464	6/25/19 15:55	15.731	93.493
1465	6/25/19 16:00	18.874	80.382	1465	6/25/19 16:00	19.156	76.006	1465	6/25/19 16:00	18.604	76.876	1465	6/25/19 16:00	18.719	78.800	1465	6/25/19 16:00	15.688	93.682
1466	6/25/19 16:05	18.874	80.382	1466	6/25/19 16:05	19.156	76.006	1466	6/25/19 16:05	18.604	76.876	1466	6/25/19 16:05	18.722	78.800	1466	6/25/19 16:05	15.695	93.493
1467	6/25/19 16:10	18.876	80.382	1467	6/25/19 16:10	19.156	76.006	1467	6/25/19 16:10	18.604	76.876	1467	6/25/19 16:10	18.722	78.800	1467	6/25/19 16:10	15.692	93.493
1468	6/25/19 16:15	18.876	80.382	1468	6/25/19 16:15	19.156	76.006	1468	6/25/19 16:15	18.607	76.876	1468	6/25/19 16:15	18.722	78.800	1468	6/25/19 16:15	15.690	93.493
1469	6/25/19 16:20	18.876	80.382	1469	6/25/19 16:20	19.156	76.006	1469	6/25/19 16:20	18.607	76.876	1469	6/25/19 16:20	18.722	78.800	1469	6/25/19 16:20	15.656	93.493
1470	6/25/19 16:25	18.876	80.382	1470	6/25/19 16:25	19.156	76.006	1470	6/25/19 16:25	18.604	76.876	1470	6/25/19 16:25	18.717	78.800	1470	6/25/19 16:25	15.707	93.493
1471	6/25/19 16:30	18.876	80.382	1471	6/25/19 16:30	19.156	76.006	1471	6/25/19 16:30	18.604	76.876	1471	6/25/19 16:30	18.717	78.624	1471	6/25/19 16:30	15.605	93.493
1472	6/25/19 16:35	18.874	80.382	1472	6/25/19 16:35	19.153	76.006	1472	6/25/19 16:35	18.601	76.876	1472	6/25/19 16:35	18.717	78.624	1472	6/25/19 16:35	15.658	93.304

TABLE 5 - (PAGE 33 OF 39)
LOGGER DATA FOR OW-2, OW-5, OW-9, OW-13 AND NORTHWEST PROVIDENCE CHANNEL
CARNIVAL GRAND PORT
GRAND BAHAMA, BAHAMA ISLANDS

OW-2				OW-5				OW-9				OW-13				Northwest Providence Channel			
Plot Title: 20483953				Plot Title: 20483955				Plot Title: 20266370				Plot Title: 20483956				Plot Title: 20331041			
#	Date Time, GMT-04:00	Abs Pres, psi	Temp, °F	#	Date Time, GMT-04:00	Abs Pres, psi	Temp, °F	#	Date Time, GMT-04:00	Abs Pres, psi	Temp, °F	#	Date Time, GMT-04:00	Abs Pres, psi	Temp, °F	#	Date Time, GMT-04:00	Abs Pres, psi	Temp, °F
1473	6/25/19 16:40	18.871	80.382	1473	6/25/19 16:40	19.151	76.006	1473	6/25/19 16:40	18.599	76.876	1473	6/25/19 16:40	18.717	78.624	1473	6/25/19 16:40	15.578	93.304
1474	6/25/19 16:45	18.871	80.382	1474	6/25/19 16:45	19.149	76.006	1474	6/25/19 16:45	18.601	76.876	1474	6/25/19 16:45	18.717	78.624	1474	6/25/19 16:45	15.619	93.304
1475	6/25/19 16:50	18.869	80.382	1475	6/25/19 16:50	19.149	76.006	1475	6/25/19 16:50	18.596	76.876	1475	6/25/19 16:50	18.717	78.624	1475	6/25/19 16:50	15.544	93.304
1476	6/25/19 16:55	18.866	80.382	1476	6/25/19 16:55	19.146	76.006	1476	6/25/19 16:55	18.596	76.876	1476	6/25/19 16:55	18.714	78.624	1476	6/25/19 16:55	15.568	93.304
1477	6/25/19 17:00	18.864	80.382	1477	6/25/19 17:00	19.144	76.006	1477	6/25/19 17:00	18.594	76.876	1477	6/25/19 17:00	18.717	78.624	1477	6/25/19 17:00	15.553	93.304
1478	6/25/19 17:05	18.862	80.382	1478	6/25/19 17:05	19.144	76.006	1478	6/25/19 17:05	18.594	76.876	1478	6/25/19 17:05	18.714	78.449	1478	6/25/19 17:05	15.566	93.304
1479	6/25/19 17:10	18.859	80.382	1479	6/25/19 17:10	19.141	76.006	1479	6/25/19 17:10	18.591	76.876	1479	6/25/19 17:10	18.711	78.449	1479	6/25/19 17:10	15.490	93.304
1480	6/25/19 17:15	18.859	80.382	1480	6/25/19 17:15	19.139	76.006	1480	6/25/19 17:15	18.589	76.876	1480	6/25/19 17:15	18.709	78.449	1480	6/25/19 17:15	15.472	92.926
1481	6/25/19 17:20	18.855	80.382	1481	6/25/19 17:20	19.139	76.006	1481	6/25/19 17:20	18.586	76.876	1481	6/25/19 17:20	18.706	78.449	1481	6/25/19 17:20	15.469	92.926
1482	6/25/19 17:25	18.852	80.382	1482	6/25/19 17:25	19.134	76.006	1482	6/25/19 17:25	18.584	76.876	1482	6/25/19 17:25	18.704	78.449	1482	6/25/19 17:25	15.496	92.926
1483	6/25/19 17:30	18.850	80.382	1483	6/25/19 17:30	19.129	76.006	1483	6/25/19 17:30	18.581	76.876	1483	6/25/19 17:30	18.704	78.449	1483	6/25/19 17:30	15.424	92.926
1484	6/25/19 17:35	18.843	80.382	1484	6/25/19 17:35	19.124	76.006	1484	6/25/19 17:35	18.576	76.876	1484	6/25/19 17:35	18.704	78.449	1484	6/25/19 17:35	15.433	92.926
1485	6/25/19 17:40	18.838	80.382	1485	6/25/19 17:40	19.122	76.006	1485	6/25/19 17:40	18.571	76.876	1485	6/25/19 17:40	18.701	78.274	1485	6/25/19 17:40	15.440	92.737
1486	6/25/19 17:45	18.836	80.382	1486	6/25/19 17:45	19.119	76.006	1486	6/25/19 17:45	18.566	76.876	1486	6/25/19 17:45	18.696	78.274	1486	6/25/19 17:45	15.430	92.737
1487	6/25/19 17:50	18.833	80.382	1487	6/25/19 17:50	19.112	76.006	1487	6/25/19 17:50	18.566	76.876	1487	6/25/19 17:50	18.691	78.274	1487	6/25/19 17:50	15.380	92.363
1488	6/25/19 17:55	18.828	80.382	1488	6/25/19 17:55	19.109	76.006	1488	6/25/19 17:55	18.559	76.876	1488	6/25/19 17:55	18.689	78.274	1488	6/25/19 17:55	15.373	92.363
1489	6/25/19 18:00	18.821	80.382	1489	6/25/19 18:00	19.105	76.006	1489	6/25/19 18:00	18.556	76.876	1489	6/25/19 18:00	18.686	78.098	1489	6/25/19 18:00	15.356	92.363
1490	6/25/19 18:05	18.819	80.382	1490	6/25/19 18:05	19.102	76.006	1490	6/25/19 18:05	18.551	76.876	1490	6/25/19 18:05	18.686	78.274	1490	6/25/19 18:05	15.334	92.174
1491	6/25/19 18:10	18.814	80.382	1491	6/25/19 18:10	19.097	76.006	1491	6/25/19 18:10	18.549	76.876	1491	6/25/19 18:10	18.684	78.274	1491	6/25/19 18:10	15.314	92.174
1492	6/25/19 18:15	18.809	80.382	1492	6/25/19 18:15	19.093	76.006	1492	6/25/19 18:15	18.541	76.876	1492	6/25/19 18:15	18.679	78.449	1492	6/25/19 18:15	15.310	91.612
1493	6/25/19 18:20	18.805	80.382	1493	6/25/19 18:20	19.090	76.006	1493	6/25/19 18:20	18.539	76.876	1493	6/25/19 18:20	18.677	78.449	1493	6/25/19 18:20	15.292	91.240
1494	6/25/19 18:25	18.800	80.382	1494	6/25/19 18:25	19.085	76.006	1494	6/25/19 18:25	18.534	76.876	1494	6/25/19 18:25	18.672	78.624	1494	6/25/19 18:25	15.267	91.053
1495	6/25/19 18:30	18.795	80.382	1495	6/25/19 18:30	19.080	76.006	1495	6/25/19 18:30	18.529	76.876	1495	6/25/19 18:30	18.667	78.624	1495	6/25/19 18:30	15.250	90.867
1496	6/25/19 18:35	18.793	80.382	1496	6/25/19 18:35	19.075	76.006	1496	6/25/19 18:35	18.526	76.876	1496	6/25/19 18:35	18.665	78.800	1496	6/25/19 18:35	15.227	90.680
1497	6/25/19 18:40	18.788	80.382	1497	6/25/19 18:40	19.071	76.006	1497	6/25/19 18:40	18.521	76.876	1497	6/25/19 18:40	18.661	78.975	1497	6/25/19 18:40	15.195	90.495
1498	6/25/19 18:45	18.781	80.382	1498	6/25/19 18:45	19.066	76.006	1498	6/25/19 18:45	18.516	76.876	1498	6/25/19 18:45	18.656	78.975	1498	6/25/19 18:45	15.219	91.053
1499	6/25/19 18:50	18.776	80.382	1499	6/25/19 18:50	19.063	76.006	1499	6/25/19 18:50	18.511	76.876	1499	6/25/19 18:50	18.649	79.151	1499	6/25/19 18:50	15.176	91.425
1500	6/25/19 18:55	18.772	80.382	1500	6/25/19 18:55	19.056	76.006	1500	6/25/19 18:55	18.506	76.876	1500	6/25/19 18:55	18.647	79.151	1500	6/25/19 18:55	15.211	91.612
1501	6/25/19 19:00	18.764	80.382	1501	6/25/19 19:00	19.054	76.006	1501	6/25/19 19:00	18.499	76.876	1501	6/25/19 19:00	18.642	79.151	1501	6/25/19 19:00	15.175	91.800
1502	6/25/19 19:05	18.762	80.382	1502	6/25/19 19:05	19.049	76.006	1502	6/25/19 19:05	18.494	76.876	1502	6/25/19 19:05	18.635	79.326	1502	6/25/19 19:05	15.171	91.987
1503	6/25/19 19:10	18.760	80.382	1503	6/25/19 19:10	19.044	76.006	1503	6/25/19 19:10	18.489	76.876	1503	6/25/19 19:10	18.632	79.326	1503	6/25/19 19:10	15.144	91.987
1504	6/25/19 19:15	18.753	80.382	1504	6/25/19 19:15	19.041	76.006	1504	6/25/19 19:15	18.486	76.876	1504	6/25/19 19:15	18.630	79.326	1504	6/25/19 19:15	15.137	92.174
1505	6/25/19 19:20	18.745	80.382	1505	6/25/19 19:20	19.034	76.006	1505	6/25/19 19:20	18.479	76.876	1505	6/25/19 19:20	18.620	79.326	1505	6/25/19 19:20	15.106	92.174
1506	6/25/19 19:25	18.741	80.382	1506	6/25/19 19:25	19.027	76.006	1506	6/25/19 19:25	18.471	76.876	1506	6/25/19 19:25	18.615	79.502	1506	6/25/19 19:25	15.089	92.174
1507	6/25/19 19:30	18.736	80.382	1507	6/25/19 19:30	19.024	76.006	1507	6/25/19 19:30	18.469	76.876	1507	6/25/19 19:30	18.611	79.502	1507	6/25/19 19:30	15.087	92.174
1508	6/25/19 19:35	18.729	80.382	1508	6/25/19 19:35	19.019	76.006	1508	6/25/19 19:35	18.461	76.876	1508	6/25/19 19:35	18.606	79.502	1508	6/25/19 19:35	15.099	92.174
1509	6/25/19 19:40	18.724	80.382	1509	6/25/19 19:40	19.015	76.006	1509	6/25/19 19:40	18.459	76.876	1509	6/25/19 19:40	18.601	79.502	1509	6/25/19 19:40	15.074	92.174
1510	6/25/19 19:45	18.722	80.382	1510	6/25/19 19:45	19.010	76.006	1510	6/25/19 19:45	18.454	76.876	1510	6/25/19 19:45	18.596	79.502	1510	6/25/19 19:45	15.067	92.174
1511	6/25/19 19:50	18.717	80.382	1511	6/25/19 19:50	19.005	76.006	1511	6/25/19 19:50	18.449	76.876	1511	6/25/19 19:50	18.594	79.678	1511	6/25/19 19:50	15.043	92.174
1512	6/25/19 19:55	18.710	80.382	1512	6/25/19 19:55	19.002	76.006	1512	6/25/19 19:55	18.444	76.876	1512	6/25/19 19:55	18.589	79.678	1512	6/25/19 19:55	15.023	91.987
1513	6/25/19 20:00	18.707	80.382	1513	6/25/19 20:00	18.998	76.006	1513	6/25/19 20:00	18.439	76.876	1513	6/25/19 20:00	18.586	79.678	1513	6/25/19 20:00	15.045	92.174
1514	6/25/19 20:05	18.700	80.382	1514	6/25/19 20:05	18.995	76.006	1514	6/25/19 20:05	18.436	76.876	1514	6/25/19 20:05	18.581	79.678	1514	6/25/19 20:05	15.018	91.987
1515	6/25/19 20:10	18.698	80.382	1515	6/25/19 20:10	18.990	76.006	1515	6/25/19 20:10	18.434	76.876	1515	6/25/19 20:10	18.576	79.678	1515	6/25/19 20:10	15.042	91.800
1516	6/25/19 20:15	18.696	80.382	1516	6/25/19 20:15	18.988	76.006	1516	6/25/19 20:15	18.427	77.050	1516	6/25/19 20:15	18.574	79.853	1516	6/25/19 20:15	15.021	91.425
1517	6/25/19 20:20	18.691	80.382	1517	6/25/19 20:20	18.985	76.006	1517	6/25/19 20:20	18.424	77.050	1517	6/25/19 20:20	18.567	79.853	1517	6/25/19 20:20	15.021	91.240
1518	6/25/19 20:25	18.686	80.382	1518	6/25/19 20:25	18.983	76.006	1518	6/25/19 20:25	18.422	77.050	1518	6/25/19 20:25	18.567	79.853	1518	6/25/19 20:25	14.979	91.053

TABLE 5 - (PAGE 34 OF 39)
LOGGER DATA FOR OW-2, OW-5, OW-9, OW-13 AND NORTHWEST PROVIDENCE CHANNEL
CARNIVAL GRAND PORT
GRAND BAHAMA, BAHAMA ISLANDS

OW-2				OW-5				OW-9				OW-13				Northwest Providence Channel			
Plot Title: 20483953				Plot Title: 20483955				Plot Title: 20266370				Plot Title: 20483956				Plot Title: 20331041			
#	Date Time, GMT-04:00	Abs Pres, psi	Temp, °F	#	Date Time, GMT-04:00	Abs Pres, psi	Temp, °F	#	Date Time, GMT-04:00	Abs Pres, psi	Temp, °F	#	Date Time, GMT-04:00	Abs Pres, psi	Temp, °F	#	Date Time, GMT-04:00	Abs Pres, psi	Temp, °F
1519	6/25/19 20:30	18.684	80.382	1519	6/25/19 20:30	18.978	76.006	1519	6/25/19 20:30	18.417	77.050	1519	6/25/19 20:30	18.562	79.853	1519	6/25/19 20:30	14.983	90.867
1520	6/25/19 20:35	18.681	80.382	1520	6/25/19 20:35	18.978	76.006	1520	6/25/19 20:35	18.417	77.050	1520	6/25/19 20:35	18.563	80.029	1520	6/25/19 20:35	15.000	90.680
1521	6/25/19 20:40	18.677	80.382	1521	6/25/19 20:40	18.973	76.006	1521	6/25/19 20:40	18.414	77.050	1521	6/25/19 20:40	18.558	80.029	1521	6/25/19 20:40	14.982	90.309
1522	6/25/19 20:45	18.674	80.382	1522	6/25/19 20:45	18.971	76.006	1522	6/25/19 20:45	18.409	77.050	1522	6/25/19 20:45	18.553	80.029	1522	6/25/19 20:45	14.973	89.938
1523	6/25/19 20:50	18.670	80.382	1523	6/25/19 20:50	18.971	76.006	1523	6/25/19 20:50	18.407	77.050	1523	6/25/19 20:50	18.553	80.029	1523	6/25/19 20:50	14.975	88.833
1524	6/25/19 20:55	18.672	80.382	1524	6/25/19 20:55	18.966	76.006	1524	6/25/19 20:55	18.402	77.050	1524	6/25/19 20:55	18.550	80.029	1524	6/25/19 20:55	14.973	88.282
1525	6/25/19 21:00	18.665	80.382	1525	6/25/19 21:00	18.964	76.181	1525	6/25/19 21:00	18.402	77.050	1525	6/25/19 21:00	18.548	80.029	1525	6/25/19 21:00	14.965	88.099
1526	6/25/19 21:05	18.665	80.382	1526	6/25/19 21:05	18.962	76.181	1526	6/25/19 21:05	18.399	77.050	1526	6/25/19 21:05	18.546	80.206	1526	6/25/19 21:05	14.965	87.368
1527	6/25/19 21:10	18.660	80.382	1527	6/25/19 21:10	18.962	76.181	1527	6/25/19 21:10	18.400	77.225	1527	6/25/19 21:10	18.546	80.206	1527	6/25/19 21:10	14.963	86.641
1528	6/25/19 21:15	18.662	80.382	1528	6/25/19 21:15	18.957	76.181	1528	6/25/19 21:15	18.395	77.225	1528	6/25/19 21:15	18.541	80.206	1528	6/25/19 21:15	14.999	86.641
1529	6/25/19 21:20	18.658	80.559	1529	6/25/19 21:20	18.955	76.354	1529	6/25/19 21:20	18.395	77.225	1529	6/25/19 21:20	18.536	80.206	1529	6/25/19 21:20	14.978	86.097
1530	6/25/19 21:25	18.658	80.559	1530	6/25/19 21:25	18.952	76.354	1530	6/25/19 21:25	18.395	77.225	1530	6/25/19 21:25	18.534	80.206	1530	6/25/19 21:25	14.973	85.915
1531	6/25/19 21:30	18.653	80.382	1531	6/25/19 21:30	18.952	76.354	1531	6/25/19 21:30	18.387	77.225	1531	6/25/19 21:30	18.534	80.206	1531	6/25/19 21:30	14.991	85.554
1532	6/25/19 21:35	18.651	80.382	1532	6/25/19 21:35	18.947	76.354	1532	6/25/19 21:35	18.390	77.225	1532	6/25/19 21:35	18.531	80.206	1532	6/25/19 21:35	14.984	85.554
1533	6/25/19 21:40	18.651	80.382	1533	6/25/19 21:40	18.951	76.528	1533	6/25/19 21:40	18.387	77.225	1533	6/25/19 21:40	18.531	80.206	1533	6/25/19 21:40	14.996	85.374
1534	6/25/19 21:45	18.651	80.559	1534	6/25/19 21:45	18.948	76.528	1534	6/25/19 21:45	18.387	77.225	1534	6/25/19 21:45	18.529	80.206	1534	6/25/19 21:45	15.041	85.374
1535	6/25/19 21:50	18.648	80.382	1535	6/25/19 21:50	18.948	76.528	1535	6/25/19 21:50	18.385	77.225	1535	6/25/19 21:50	18.529	80.206	1535	6/25/19 21:50	14.998	85.374
1536	6/25/19 21:55	18.651	80.559	1536	6/25/19 21:55	18.951	76.528	1536	6/25/19 21:55	18.385	77.225	1536	6/25/19 21:55	18.529	80.382	1536	6/25/19 21:55	15.046	85.374
1537	6/25/19 22:00	18.648	80.382	1537	6/25/19 22:00	18.951	76.528	1537	6/25/19 22:00	18.387	77.225	1537	6/25/19 22:00	18.529	80.382	1537	6/25/19 22:00	15.029	85.194
1538	6/25/19 22:05	18.648	80.382	1538	6/25/19 22:05	18.951	76.703	1538	6/25/19 22:05	18.390	77.225	1538	6/25/19 22:05	18.529	80.382	1538	6/25/19 22:05	15.046	85.194
1539	6/25/19 22:10	18.651	80.382	1539	6/25/19 22:10	18.951	76.703	1539	6/25/19 22:10	18.390	77.225	1539	6/25/19 22:10	18.529	80.382	1539	6/25/19 22:10	15.041	85.194
1540	6/25/19 22:15	18.653	80.559	1540	6/25/19 22:15	18.953	76.703	1540	6/25/19 22:15	18.390	77.225	1540	6/25/19 22:15	18.532	80.382	1540	6/25/19 22:15	15.062	85.014
1541	6/25/19 22:20	18.653	80.559	1541	6/25/19 22:20	18.956	76.703	1541	6/25/19 22:20	18.390	77.225	1541	6/25/19 22:20	18.532	80.382	1541	6/25/19 22:20	15.108	85.014
1542	6/25/19 22:25	18.656	80.559	1542	6/25/19 22:25	18.958	76.703	1542	6/25/19 22:25	18.393	77.400	1542	6/25/19 22:25	18.534	80.382	1542	6/25/19 22:25	15.108	85.014
1543	6/25/19 22:30	18.660	80.382	1543	6/25/19 22:30	18.961	76.703	1543	6/25/19 22:30	18.398	77.400	1543	6/25/19 22:30	18.536	80.382	1543	6/25/19 22:30	15.118	85.014
1544	6/25/19 22:35	18.660	80.382	1544	6/25/19 22:35	18.961	76.703	1544	6/25/19 22:35	18.398	77.400	1544	6/25/19 22:35	18.539	80.382	1544	6/25/19 22:35	15.137	84.834
1545	6/25/19 22:40	18.665	80.559	1545	6/25/19 22:40	18.966	76.703	1545	6/25/19 22:40	18.401	77.400	1545	6/25/19 22:40	18.539	80.382	1545	6/25/19 22:40	15.134	84.834
1546	6/25/19 22:45	18.668	80.559	1546	6/25/19 22:45	18.971	76.703	1546	6/25/19 22:45	18.403	77.400	1546	6/25/19 22:45	18.541	80.382	1546	6/25/19 22:45	15.117	84.834
1547	6/25/19 22:50	18.668	80.559	1547	6/25/19 22:50	18.971	76.876	1547	6/25/19 22:50	18.405	77.400	1547	6/25/19 22:50	18.544	80.382	1547	6/25/19 22:50	15.163	84.834
1548	6/25/19 22:55	18.672	80.559	1548	6/25/19 22:55	18.973	76.876	1548	6/25/19 22:55	18.411	77.400	1548	6/25/19 22:55	18.546	80.382	1548	6/25/19 22:55	15.178	84.834
1549	6/25/19 23:00	18.675	80.559	1549	6/25/19 23:00	18.978	76.876	1549	6/25/19 23:00	18.413	77.400	1549	6/25/19 23:00	18.551	80.382	1549	6/25/19 23:00	15.197	84.834
1550	6/25/19 23:05	18.677	80.559	1550	6/25/19 23:05	18.983	76.876	1550	6/25/19 23:05	18.415	77.400	1550	6/25/19 23:05	18.554	80.382	1550	6/25/19 23:05	15.175	84.834
1551	6/25/19 23:10	18.681	80.382	1551	6/25/19 23:10	18.986	76.876	1551	6/25/19 23:10	18.418	77.400	1551	6/25/19 23:10	18.556	80.382	1551	6/25/19 23:10	15.229	84.834
1552	6/25/19 23:15	18.684	80.559	1552	6/25/19 23:15	18.991	76.876	1552	6/25/19 23:15	18.423	77.400	1552	6/25/19 23:15	18.561	80.382	1552	6/25/19 23:15	15.241	84.834
1553	6/25/19 23:20	18.691	80.382	1553	6/25/19 23:20	18.993	76.876	1553	6/25/19 23:20	18.426	77.400	1553	6/25/19 23:20	18.561	80.206	1553	6/25/19 23:20	15.282	84.834
1554	6/25/19 23:25	18.694	80.559	1554	6/25/19 23:25	18.998	76.876	1554	6/25/19 23:25	18.428	77.400	1554	6/25/19 23:25	18.565	80.206	1554	6/25/19 23:25	15.246	84.834
1555	6/25/19 23:30	18.696	80.382	1555	6/25/19 23:30	19.000	76.876	1555	6/25/19 23:30	18.436	77.400	1555	6/25/19 23:30	18.568	80.206	1555	6/25/19 23:30	15.270	84.834
1556	6/25/19 23:35	18.703	80.382	1556	6/25/19 23:35	19.008	76.876	1556	6/25/19 23:35	18.441	77.400	1556	6/25/19 23:35	18.575	80.206	1556	6/25/19 23:35	15.296	84.834
1557	6/25/19 23:40	18.708	80.559	1557	6/25/19 23:40	19.009	76.703	1557	6/25/19 23:40	18.446	77.400	1557	6/25/19 23:40	18.580	80.029	1557	6/25/19 23:40	15.313	84.834
1558	6/25/19 23:45	18.713	80.559	1558	6/25/19 23:45	19.017	76.703	1558	6/25/19 23:45	18.451	77.400	1558	6/25/19 23:45	18.585	80.029	1558	6/25/19 23:45	15.347	84.834
1559	6/25/19 23:50	18.717	80.382	1559	6/25/19 23:50	19.019	76.528	1559	6/25/19 23:50	18.456	77.400	1559	6/25/19 23:50	18.587	80.029	1559	6/25/19 23:50	15.352	84.834
1560	6/25/19 23:55	18.722	80.382	1560	6/25/19 23:55	19.023	76.354	1560	6/25/19 23:55	18.461	77.400	1560	6/25/19 23:55	18.594	79.678	1560	6/25/19 23:55	15.364	84.834
1561	6/26/19 0:00	18.726	80.382	1561	6/26/19 0:00	19.025	76.354	1561	6/26/19 0:00	18.466	77.400	1561	6/26/19 0:00	18.596	79.678	1561	6/26/19 0:00	15.418	84.834
1562	6/26/19 0:05	18.731	80.382	1562	6/26/19 0:05	19.030	76.354	1562	6/26/19 0:05	18.468	77.225	1562	6/26/19 0:05	18.601	79.502	1562	6/26/19 0:05	15.408	84.834
1563	6/26/19 0:10	18.734	80.382	1563	6/26/19 0:10	19.035	76.181	1563	6/26/19 0:10	18.470	77.225	1563	6/26/19 0:10	18.605	79.326	1563	6/26/19 0:10	15.425	85.014
1564	6/26/19 0:15	18.741	80.382	1564	6/26/19 0:15	19.039	76.181	1564	6/26/19 0:15	18.478	77.225	1564	6/26/19 0:15	18.612	79.151	1564	6/26/19 0:15	15.433	85.014

TABLE 5 - (PAGE 35 OF 39)
LOGGER DATA FOR OW-2, OW-5, OW-9, OW-13 AND NORTHWEST PROVIDENCE CHANNEL
CARNIVAL GRAND PORT
GRAND BAHAMA, BAHAMA ISLANDS

OW-2				OW-5				OW-9				OW-13				Northwest Providence Channel			
Plot Title: 20483953				Plot Title: 20483955				Plot Title: 20266370				Plot Title: 20483956				Plot Title: 20331041			
#	Date Time, GMT-04:00	Abs Pres, psi	Temp, °F	#	Date Time, GMT-04:00	Abs Pres, psi	Temp, °F	#	Date Time, GMT-04:00	Abs Pres, psi	Temp, °F	#	Date Time, GMT-04:00	Abs Pres, psi	Temp, °F	#	Date Time, GMT-04:00	Abs Pres, psi	Temp, °F
1565	6/26/19 0:20	18.743	80.382	1565	6/26/19 0:20	19.044	76.181	1565	6/26/19 0:20	18.482	77.225	1565	6/26/19 0:20	18.614	78.800	1565	6/26/19 0:20	15.462	85.014
1566	6/26/19 0:25	18.748	80.382	1566	6/26/19 0:25	19.049	76.181	1566	6/26/19 0:25	18.485	77.225	1566	6/26/19 0:25	18.618	78.624	1566	6/26/19 0:25	15.476	85.014
1567	6/26/19 0:30	18.755	80.382	1567	6/26/19 0:30	19.052	76.181	1567	6/26/19 0:30	18.493	77.225	1567	6/26/19 0:30	18.625	78.274	1567	6/26/19 0:30	15.503	85.014
1568	6/26/19 0:35	18.760	80.382	1568	6/26/19 0:35	19.058	76.006	1568	6/26/19 0:35	18.498	77.225	1568	6/26/19 0:35	18.629	78.098	1568	6/26/19 0:35	15.484	85.014
1569	6/26/19 0:40	18.762	80.382	1569	6/26/19 0:40	19.063	76.006	1569	6/26/19 0:40	18.500	77.225	1569	6/26/19 0:40	18.634	77.923	1569	6/26/19 0:40	15.530	85.014
1570	6/26/19 0:45	18.772	80.382	1570	6/26/19 0:45	19.066	76.006	1570	6/26/19 0:45	18.508	77.225	1570	6/26/19 0:45	18.641	77.923	1570	6/26/19 0:45	15.576	85.014
1571	6/26/19 0:50	18.774	80.382	1571	6/26/19 0:50	19.073	76.006	1571	6/26/19 0:50	18.513	77.225	1571	6/26/19 0:50	18.646	77.923	1571	6/26/19 0:50	15.554	85.014
1572	6/26/19 0:55	18.781	80.382	1572	6/26/19 0:55	19.075	76.006	1572	6/26/19 0:55	18.518	77.225	1572	6/26/19 0:55	18.649	77.923	1572	6/26/19 0:55	15.564	85.014
1573	6/26/19 1:00	18.786	80.382	1573	6/26/19 1:00	19.080	76.006	1573	6/26/19 1:00	18.523	77.225	1573	6/26/19 1:00	18.654	78.098	1573	6/26/19 1:00	15.599	85.374
1574	6/26/19 1:05	18.790	80.382	1574	6/26/19 1:05	19.085	76.006	1574	6/26/19 1:05	18.528	77.225	1574	6/26/19 1:05	18.656	78.098	1574	6/26/19 1:05	15.583	85.194
1575	6/26/19 1:10	18.798	80.382	1575	6/26/19 1:10	19.090	76.006	1575	6/26/19 1:10	18.535	77.225	1575	6/26/19 1:10	18.662	78.274	1575	6/26/19 1:10	15.596	85.194
1576	6/26/19 1:15	18.802	80.382	1576	6/26/19 1:15	19.095	76.006	1576	6/26/19 1:15	18.540	77.225	1576	6/26/19 1:15	18.669	78.274	1576	6/26/19 1:15	15.642	85.374
1577	6/26/19 1:20	18.807	80.382	1577	6/26/19 1:20	19.102	76.006	1577	6/26/19 1:20	18.543	77.225	1577	6/26/19 1:20	18.674	78.274	1577	6/26/19 1:20	15.645	85.374
1578	6/26/19 1:25	18.812	80.382	1578	6/26/19 1:25	19.107	76.006	1578	6/26/19 1:25	18.548	77.225	1578	6/26/19 1:25	18.677	78.449	1578	6/26/19 1:25	15.664	85.374
1579	6/26/19 1:30	18.817	80.382	1579	6/26/19 1:30	19.109	76.006	1579	6/26/19 1:30	18.553	77.225	1579	6/26/19 1:30	18.682	78.449	1579	6/26/19 1:30	15.647	85.194
1580	6/26/19 1:35	18.819	80.382	1580	6/26/19 1:35	19.114	76.006	1580	6/26/19 1:35	18.558	77.225	1580	6/26/19 1:35	18.687	78.624	1580	6/26/19 1:35	15.666	85.194
1581	6/26/19 1:40	18.826	80.382	1581	6/26/19 1:40	19.119	76.006	1581	6/26/19 1:40	18.563	77.225	1581	6/26/19 1:40	18.690	78.800	1581	6/26/19 1:40	15.702	85.194
1582	6/26/19 1:45	18.833	80.382	1582	6/26/19 1:45	19.124	76.006	1582	6/26/19 1:45	18.568	77.225	1582	6/26/19 1:45	18.695	78.800	1582	6/26/19 1:45	15.707	85.014
1583	6/26/19 1:50	18.833	80.382	1583	6/26/19 1:50	19.127	76.006	1583	6/26/19 1:50	18.572	77.050	1583	6/26/19 1:50	18.700	78.800	1583	6/26/19 1:50	15.733	85.014
1584	6/26/19 1:55	18.840	80.382	1584	6/26/19 1:55	19.129	76.006	1584	6/26/19 1:55	18.577	77.050	1584	6/26/19 1:55	18.703	78.975	1584	6/26/19 1:55	15.707	85.194
1585	6/26/19 2:00	18.845	80.382	1585	6/26/19 2:00	19.134	76.006	1585	6/26/19 2:00	18.580	77.050	1585	6/26/19 2:00	18.708	78.975	1585	6/26/19 2:00	15.705	85.194
1586	6/26/19 2:05	18.847	80.382	1586	6/26/19 2:05	19.139	76.006	1586	6/26/19 2:05	18.585	77.050	1586	6/26/19 2:05	18.710	78.975	1586	6/26/19 2:05	15.739	85.194
1587	6/26/19 2:10	18.855	80.382	1587	6/26/19 2:10	19.144	76.006	1587	6/26/19 2:10	18.590	77.050	1587	6/26/19 2:10	18.715	78.975	1587	6/26/19 2:10	15.754	85.374
1588	6/26/19 2:15	18.859	80.382	1588	6/26/19 2:15	19.149	76.006	1588	6/26/19 2:15	18.595	77.050	1588	6/26/19 2:15	18.720	78.975	1588	6/26/19 2:15	15.744	85.374
1589	6/26/19 2:20	18.862	80.382	1589	6/26/19 2:20	19.151	76.006	1589	6/26/19 2:20	18.600	77.050	1589	6/26/19 2:20	18.722	78.975	1589	6/26/19 2:20	15.761	85.374
1590	6/26/19 2:25	18.866	80.382	1590	6/26/19 2:25	19.153	76.006	1590	6/26/19 2:25	18.600	77.050	1590	6/26/19 2:25	18.725	78.975	1590	6/26/19 2:25	15.752	85.374
1591	6/26/19 2:30	18.869	80.382	1591	6/26/19 2:30	19.158	76.006	1591	6/26/19 2:30	18.605	77.050	1591	6/26/19 2:30	18.725	78.975	1591	6/26/19 2:30	15.740	85.554
1592	6/26/19 2:35	18.871	80.382	1592	6/26/19 2:35	19.161	76.006	1592	6/26/19 2:35	18.607	77.050	1592	6/26/19 2:35	18.727	78.975	1592	6/26/19 2:35	15.752	85.554
1593	6/26/19 2:40	18.876	80.382	1593	6/26/19 2:40	19.163	76.006	1593	6/26/19 2:40	18.612	77.050	1593	6/26/19 2:40	18.730	78.975	1593	6/26/19 2:40	15.769	85.554
1594	6/26/19 2:45	18.881	80.382	1594	6/26/19 2:45	19.165	76.006	1594	6/26/19 2:45	18.615	77.050	1594	6/26/19 2:45	18.735	78.975	1594	6/26/19 2:45	15.784	85.554
1595	6/26/19 2:50	18.883	80.382	1595	6/26/19 2:50	19.170	76.006	1595	6/26/19 2:50	18.620	77.050	1595	6/26/19 2:50	18.735	78.975	1595	6/26/19 2:50	15.767	85.554
1596	6/26/19 2:55	18.888	80.382	1596	6/26/19 2:55	19.173	76.006	1596	6/26/19 2:55	18.620	77.050	1596	6/26/19 2:55	18.737	78.800	1596	6/26/19 2:55	15.791	85.554
1597	6/26/19 3:00	18.890	80.382	1597	6/26/19 3:00	19.175	76.006	1597	6/26/19 3:00	18.625	77.050	1597	6/26/19 3:00	18.739	78.800	1597	6/26/19 3:00	15.791	85.554
1598	6/26/19 3:05	18.893	80.382	1598	6/26/19 3:05	19.180	76.006	1598	6/26/19 3:05	18.627	76.876	1598	6/26/19 3:05	18.739	78.800	1598	6/26/19 3:05	15.767	85.554
1599	6/26/19 3:10	18.897	80.382	1599	6/26/19 3:10	19.180	76.006	1599	6/26/19 3:10	18.629	76.876	1599	6/26/19 3:10	18.744	78.800	1599	6/26/19 3:10	15.757	85.554
1600	6/26/19 3:15	18.900	80.382	1600	6/26/19 3:15	19.185	76.006	1600	6/26/19 3:15	18.632	76.876	1600	6/26/19 3:15	18.744	78.800	1600	6/26/19 3:15	15.774	85.554
1601	6/26/19 3:20	18.902	80.382	1601	6/26/19 3:20	19.185	76.006	1601	6/26/19 3:20	18.637	76.876	1601	6/26/19 3:20	18.749	78.624	1601	6/26/19 3:20	15.773	85.374
1602	6/26/19 3:25	18.904	80.382	1602	6/26/19 3:25	19.187	75.832	1602	6/26/19 3:25	18.639	76.876	1602	6/26/19 3:25	18.749	78.624	1602	6/26/19 3:25	15.771	85.374
1603	6/26/19 3:30	18.907	80.382	1603	6/26/19 3:30	19.189	75.832	1603	6/26/19 3:30	18.642	76.876	1603	6/26/19 3:30	18.751	78.624	1603	6/26/19 3:30	15.769	85.374
1604	6/26/19 3:35	18.909	80.382	1604	6/26/19 3:35	19.192	75.832	1604	6/26/19 3:35	18.644	76.876	1604	6/26/19 3:35	18.754	78.624	1604	6/26/19 3:35	15.771	85.374
1605	6/26/19 3:40	18.914	80.382	1605	6/26/19 3:40	19.195	76.006	1605	6/26/19 3:40	18.647	76.876	1605	6/26/19 3:40	18.754	78.624	1605	6/26/19 3:40	15.771	85.374
1606	6/26/19 3:45	18.916	80.382	1606	6/26/19 3:45	19.197	75.832	1606	6/26/19 3:45	18.647	76.876	1606	6/26/19 3:45	18.756	78.449	1606	6/26/19 3:45	15.773	85.374
1607	6/26/19 3:50	18.916	80.382	1607	6/26/19 3:50	19.197	75.832	1607	6/26/19 3:50	18.652	76.876	1607	6/26/19 3:50	18.758	78.449	1607	6/26/19 3:50	15.735	85.374
1608	6/26/19 3:55	18.919	80.382	1608	6/26/19 3:55	19.197	75.832	1608	6/26/19 3:55	18.652	76.876	1608	6/26/19 3:55	18.758	78.449	1608	6/26/19 3:55	15.747	85.374
1609	6/26/19 4:00	18.919	80.382	1609	6/26/19 4:00	19.199	75.832	1609	6/26/19 4:00	18.652	76.876	1609	6/26/19 4:00	18.758	78.449	1609	6/26/19 4:00	15.717	85.374
1610	6/26/19 4:05	18.919	80.382	1610	6/26/19 4:05	19.201	75.832	1610	6/26/19 4:05	18.652	76.876	1610	6/26/19 4:05	18.761	78.449	1610	6/26/19 4:05	15.732	85.194

TABLE 5 - (PAGE 36 OF 39)
LOGGER DATA FOR OW-2, OW-5, OW-9, OW-13 AND NORTHWEST PROVIDENCE CHANNEL
CARNIVAL GRAND PORT
GRAND BAHAMA, BAHAMA ISLANDS

OW-2				OW-5				OW-9				OW-13				Northwest Providence Channel			
Plot Title: 20483953				Plot Title: 20483955				Plot Title: 20266370				Plot Title: 20483956				Plot Title: 20331041			
#	Date Time, GMT-04:00	Abs Pres, psi	Temp, °F	#	Date Time, GMT-04:00	Abs Pres, psi	Temp, °F	#	Date Time, GMT-04:00	Abs Pres, psi	Temp, °F	#	Date Time, GMT-04:00	Abs Pres, psi	Temp, °F	#	Date Time, GMT-04:00	Abs Pres, psi	Temp, °F
1611	6/26/19 4:10	18.919	80.382	1611	6/26/19 4:10	19.201	75.832	1611	6/26/19 4:10	18.652	76.876	1611	6/26/19 4:10	18.763	78.274	1611	6/26/19 4:10	15.735	85.374
1612	6/26/19 4:15	18.921	80.382	1612	6/26/19 4:15	19.199	75.832	1612	6/26/19 4:15	18.652	76.876	1612	6/26/19 4:15	18.763	78.274	1612	6/26/19 4:15	15.717	85.194
1613	6/26/19 4:20	18.921	80.382	1613	6/26/19 4:20	19.199	75.832	1613	6/26/19 4:20	18.652	76.876	1613	6/26/19 4:20	18.760	78.274	1613	6/26/19 4:20	15.698	85.194
1614	6/26/19 4:25	18.921	80.382	1614	6/26/19 4:25	19.201	75.832	1614	6/26/19 4:25	18.654	76.876	1614	6/26/19 4:25	18.763	78.274	1614	6/26/19 4:25	15.671	85.194
1615	6/26/19 4:30	18.921	80.382	1615	6/26/19 4:30	19.200	76.006	1615	6/26/19 4:30	18.652	76.876	1615	6/26/19 4:30	18.763	78.274	1615	6/26/19 4:30	15.664	85.194
1616	6/26/19 4:35	18.921	80.382	1616	6/26/19 4:35	19.197	75.832	1616	6/26/19 4:35	18.652	76.876	1616	6/26/19 4:35	18.763	78.274	1616	6/26/19 4:35	15.665	85.014
1617	6/26/19 4:40	18.919	80.382	1617	6/26/19 4:40	19.197	75.832	1617	6/26/19 4:40	18.654	76.876	1617	6/26/19 4:40	18.763	78.274	1617	6/26/19 4:40	15.658	85.014
1618	6/26/19 4:45	18.919	80.382	1618	6/26/19 4:45	19.197	75.832	1618	6/26/19 4:45	18.652	76.876	1618	6/26/19 4:45	18.760	78.274	1618	6/26/19 4:45	15.639	85.014
1619	6/26/19 4:50	18.919	80.382	1619	6/26/19 4:50	19.194	75.832	1619	6/26/19 4:50	18.652	76.876	1619	6/26/19 4:50	18.763	78.274	1619	6/26/19 4:50	15.651	85.014
1620	6/26/19 4:55	18.916	80.382	1620	6/26/19 4:55	19.197	75.832	1620	6/26/19 4:55	18.652	76.876	1620	6/26/19 4:55	18.762	78.098	1620	6/26/19 4:55	15.612	85.014
1621	6/26/19 5:00	18.916	80.382	1621	6/26/19 5:00	19.192	75.832	1621	6/26/19 5:00	18.649	76.876	1621	6/26/19 5:00	18.762	78.098	1621	6/26/19 5:00	15.591	85.194
1622	6/26/19 5:05	18.912	80.382	1622	6/26/19 5:05	19.189	75.832	1622	6/26/19 5:05	18.647	76.876	1622	6/26/19 5:05	18.762	78.098	1622	6/26/19 5:05	15.570	84.834
1623	6/26/19 5:10	18.912	80.382	1623	6/26/19 5:10	19.189	75.832	1623	6/26/19 5:10	18.644	76.876	1623	6/26/19 5:10	18.760	78.098	1623	6/26/19 5:10	15.538	84.654
1624	6/26/19 5:15	18.907	80.382	1624	6/26/19 5:15	19.187	75.832	1624	6/26/19 5:15	18.642	76.876	1624	6/26/19 5:15	18.760	78.098	1624	6/26/19 5:15	15.525	84.474
1625	6/26/19 5:20	18.904	80.382	1625	6/26/19 5:20	19.184	75.832	1625	6/26/19 5:20	18.639	76.876	1625	6/26/19 5:20	18.755	78.098	1625	6/26/19 5:20	15.552	84.474
1626	6/26/19 5:25	18.902	80.382	1626	6/26/19 5:25	19.180	75.832	1626	6/26/19 5:25	18.634	76.876	1626	6/26/19 5:25	18.755	78.098	1626	6/26/19 5:25	15.506	84.474
1627	6/26/19 5:30	18.897	80.382	1627	6/26/19 5:30	19.175	75.832	1627	6/26/19 5:30	18.632	76.876	1627	6/26/19 5:30	18.752	78.098	1627	6/26/19 5:30	15.509	84.474
1628	6/26/19 5:35	18.895	80.382	1628	6/26/19 5:35	19.172	75.832	1628	6/26/19 5:35	18.627	76.876	1628	6/26/19 5:35	18.752	78.098	1628	6/26/19 5:35	15.479	84.474
1629	6/26/19 5:40	18.888	80.382	1629	6/26/19 5:40	19.167	75.832	1629	6/26/19 5:40	18.624	76.876	1629	6/26/19 5:40	18.750	78.098	1629	6/26/19 5:40	15.464	84.295
1630	6/26/19 5:45	18.885	80.382	1630	6/26/19 5:45	19.163	75.832	1630	6/26/19 5:45	18.617	76.876	1630	6/26/19 5:45	18.747	77.923	1630	6/26/19 5:45	15.438	84.295
1631	6/26/19 5:50	18.881	80.382	1631	6/26/19 5:50	19.158	75.832	1631	6/26/19 5:50	18.614	76.876	1631	6/26/19 5:50	18.747	78.098	1631	6/26/19 5:50	15.426	84.295
1632	6/26/19 5:55	18.876	80.382	1632	6/26/19 5:55	19.153	75.832	1632	6/26/19 5:55	18.609	76.876	1632	6/26/19 5:55	18.743	78.098	1632	6/26/19 5:55	15.414	84.295
1633	6/26/19 6:00	18.871	80.382	1633	6/26/19 6:00	19.148	75.832	1633	6/26/19 6:00	18.604	76.876	1633	6/26/19 6:00	18.743	78.098	1633	6/26/19 6:00	15.404	84.295
1634	6/26/19 6:05	18.869	80.382	1634	6/26/19 6:05	19.143	75.832	1634	6/26/19 6:05	18.599	76.876	1634	6/26/19 6:05	18.738	78.274	1634	6/26/19 6:05	15.380	84.295
1635	6/26/19 6:10	18.864	80.382	1635	6/26/19 6:10	19.141	75.832	1635	6/26/19 6:10	18.594	76.876	1635	6/26/19 6:10	18.736	78.274	1635	6/26/19 6:10	15.336	84.474
1636	6/26/19 6:15	18.859	80.382	1636	6/26/19 6:15	19.136	75.832	1636	6/26/19 6:15	18.591	76.876	1636	6/26/19 6:15	18.733	78.449	1636	6/26/19 6:15	15.341	84.474
1637	6/26/19 6:20	18.852	80.382	1637	6/26/19 6:20	19.128	75.832	1637	6/26/19 6:20	18.584	76.876	1637	6/26/19 6:20	18.729	78.624	1637	6/26/19 6:20	15.320	84.474
1638	6/26/19 6:25	18.845	80.382	1638	6/26/19 6:25	19.124	75.832	1638	6/26/19 6:25	18.579	76.876	1638	6/26/19 6:25	18.722	78.624	1638	6/26/19 6:25	15.278	84.474
1639	6/26/19 6:30	18.840	80.382	1639	6/26/19 6:30	19.119	75.832	1639	6/26/19 6:30	18.574	76.876	1639	6/26/19 6:30	18.717	78.800	1639	6/26/19 6:30	15.286	84.474
1640	6/26/19 6:35	18.836	80.382	1640	6/26/19 6:35	19.114	75.832	1640	6/26/19 6:35	18.571	76.876	1640	6/26/19 6:35	18.710	78.975	1640	6/26/19 6:35	15.237	84.295
1641	6/26/19 6:40	18.828	80.382	1641	6/26/19 6:40	19.109	75.832	1641	6/26/19 6:40	18.561	76.876	1641	6/26/19 6:40	18.708	78.975	1641	6/26/19 6:40	15.210	84.295
1642	6/26/19 6:45	18.824	80.382	1642	6/26/19 6:45	19.102	75.832	1642	6/26/19 6:45	18.556	76.876	1642	6/26/19 6:45	18.701	79.151	1642	6/26/19 6:45	15.222	84.295
1643	6/26/19 6:50	18.817	80.382	1643	6/26/19 6:50	19.097	75.832	1643	6/26/19 6:50	18.551	76.876	1643	6/26/19 6:50	18.693	79.151	1643	6/26/19 6:50	15.186	84.295
1644	6/26/19 6:55	18.812	80.382	1644	6/26/19 6:55	19.092	75.832	1644	6/26/19 6:55	18.546	76.876	1644	6/26/19 6:55	18.691	79.326	1644	6/26/19 6:55	15.164	84.295
1645	6/26/19 7:00	18.805	80.382	1645	6/26/19 7:00	19.087	75.832	1645	6/26/19 7:00	18.539	76.876	1645	6/26/19 7:00	18.686	79.326	1645	6/26/19 7:00	15.179	84.295
1646	6/26/19 7:05	18.798	80.382	1646	6/26/19 7:05	19.082	75.832	1646	6/26/19 7:05	18.534	76.876	1646	6/26/19 7:05	18.679	79.502	1646	6/26/19 7:05	15.134	84.115
1647	6/26/19 7:10	18.793	80.382	1647	6/26/19 7:10	19.075	75.832	1647	6/26/19 7:10	18.529	76.876	1647	6/26/19 7:10	18.674	79.502	1647	6/26/19 7:10	15.144	84.115
1648	6/26/19 7:15	18.786	80.382	1648	6/26/19 7:15	19.068	75.832	1648	6/26/19 7:15	18.524	76.876	1648	6/26/19 7:15	18.667	79.678	1648	6/26/19 7:15	15.101	84.115
1649	6/26/19 7:20	18.779	80.382	1649	6/26/19 7:20	19.063	75.832	1649	6/26/19 7:20	18.514	76.876	1649	6/26/19 7:20	18.662	79.678	1649	6/26/19 7:20	15.072	84.115
1650	6/26/19 7:25	18.774	80.382	1650	6/26/19 7:25	19.058	75.832	1650	6/26/19 7:25	18.509	76.876	1650	6/26/19 7:25	18.658	79.678	1650	6/26/19 7:25	15.073	83.935
1651	6/26/19 7:30	18.767	80.382	1651	6/26/19 7:30	19.051	76.006	1651	6/26/19 7:30	18.501	76.876	1651	6/26/19 7:30	18.648	79.853	1651	6/26/19 7:30	15.071	83.935
1652	6/26/19 7:35	18.760	80.382	1652	6/26/19 7:35	19.046	76.006	1652	6/26/19 7:35	18.496	76.876	1652	6/26/19 7:35	18.643	79.853	1652	6/26/19 7:35	15.040	83.935
1653	6/26/19 7:40	18.755	80.382	1653	6/26/19 7:40	19.039	76.006	1653	6/26/19 7:40	18.489	76.876	1653	6/26/19 7:40	18.638	79.853	1653	6/26/19 7:40	15.045	84.115
1654	6/26/19 7:45	18.748	80.382	1654	6/26/19 7:45	19.034	76.006	1654	6/26/19 7:45	18.484	76.876	1654	6/26/19 7:45	18.631	80.029	1654	6/26/19 7:45	15.030	83.935
1655	6/26/19 7:50	18.741	80.382	1655	6/26/19 7:50	19.032	76.006	1655	6/26/19 7:50	18.479	76.876	1655	6/26/19 7:50	18.624	80.029	1655	6/26/19 7:50	14.998	83.935
1656	6/26/19 7:55	18.738	80.382	1656	6/26/19 7:55	19.024	76.006	1656	6/26/19 7:55	18.471	76.876	1656	6/26/19 7:55	18.622	80.029	1656	6/26/19 7:55	15.011	83.935

TABLE 5 - (PAGE 37 OF 39)
LOGGER DATA FOR OW-2, OW-5, OW-9, OW-13 AND NORTHWEST PROVIDENCE CHANNEL
CARNIVAL GRAND PORT
GRAND BAHAMA, BAHAMA ISLANDS

OW-2				OW-5				OW-9				OW-13				Northwest Providence Channel			
Plot Title: 20483953				Plot Title: 20483955				Plot Title: 20266370				Plot Title: 20483956				Plot Title: 20331041			
#	Date Time, GMT-04:00	Abs Pres, psi	Temp, °F	#	Date Time, GMT-04:00	Abs Pres, psi	Temp, °F	#	Date Time, GMT-04:00	Abs Pres, psi	Temp, °F	#	Date Time, GMT-04:00	Abs Pres, psi	Temp, °F	#	Date Time, GMT-04:00	Abs Pres, psi	Temp, °F
1657	6/26/19 8:00	18.731	80.382	1657	6/26/19 8:00	19.019	76.006	1657	6/26/19 8:00	18.466	76.876	1657	6/26/19 8:00	18.614	80.029	1657	6/26/19 8:00	14.972	83.935
1658	6/26/19 8:05	18.726	80.382	1658	6/26/19 8:05	19.017	76.006	1658	6/26/19 8:05	18.459	76.876	1658	6/26/19 8:05	18.604	80.029	1658	6/26/19 8:05	14.975	84.115
1659	6/26/19 8:10	18.719	80.382	1659	6/26/19 8:10	19.012	76.006	1659	6/26/19 8:10	18.454	76.876	1659	6/26/19 8:10	18.600	80.206	1659	6/26/19 8:10	14.970	84.115
1660	6/26/19 8:15	18.712	80.382	1660	6/26/19 8:15	19.007	76.006	1660	6/26/19 8:15	18.449	76.876	1660	6/26/19 8:15	18.597	80.206	1660	6/26/19 8:15	14.939	84.295
1661	6/26/19 8:20	18.707	80.382	1661	6/26/19 8:20	19.005	76.006	1661	6/26/19 8:20	18.442	77.050	1661	6/26/19 8:20	18.592	80.206	1661	6/26/19 8:20	14.949	84.295
1662	6/26/19 8:25	18.703	80.382	1662	6/26/19 8:25	19.000	76.006	1662	6/26/19 8:25	18.437	77.050	1662	6/26/19 8:25	18.588	80.206	1662	6/26/19 8:25	14.956	84.474
1663	6/26/19 8:30	18.698	80.382	1663	6/26/19 8:30	18.995	76.006	1663	6/26/19 8:30	18.432	77.050	1663	6/26/19 8:30	18.580	80.206	1663	6/26/19 8:30	14.940	84.654
1664	6/26/19 8:35	18.691	80.382	1664	6/26/19 8:35	18.988	76.006	1664	6/26/19 8:35	18.427	77.050	1664	6/26/19 8:35	18.576	80.382	1664	6/26/19 8:35	14.955	84.834
1665	6/26/19 8:40	18.688	80.382	1665	6/26/19 8:40	18.983	76.006	1665	6/26/19 8:40	18.419	77.050	1665	6/26/19 8:40	18.571	80.382	1665	6/26/19 8:40	14.929	85.014
1666	6/26/19 8:45	18.684	80.382	1666	6/26/19 8:45	18.978	76.006	1666	6/26/19 8:45	18.417	77.050	1666	6/26/19 8:45	18.563	80.382	1666	6/26/19 8:45	14.935	85.194
1667	6/26/19 8:50	18.679	80.382	1667	6/26/19 8:50	18.974	76.181	1667	6/26/19 8:50	18.409	77.050	1667	6/26/19 8:50	18.558	80.382	1667	6/26/19 8:50	14.904	85.374
1668	6/26/19 8:55	18.674	80.382	1668	6/26/19 8:55	18.969	76.181	1668	6/26/19 8:55	18.407	77.050	1668	6/26/19 8:55	18.556	80.382	1668	6/26/19 8:55	14.909	85.554
1669	6/26/19 9:00	18.667	80.382	1669	6/26/19 9:00	18.965	76.354	1669	6/26/19 9:00	18.402	77.050	1669	6/26/19 9:00	18.551	80.382	1669	6/26/19 9:00	14.926	85.735
1670	6/26/19 9:05	18.665	80.382	1670	6/26/19 9:05	18.963	76.528	1670	6/26/19 9:05	18.397	77.050	1670	6/26/19 9:05	18.549	80.382	1670	6/26/19 9:05	14.915	85.915
1671	6/26/19 9:10	18.660	80.382	1671	6/26/19 9:10	18.958	76.528	1671	6/26/19 9:10	18.395	77.225	1671	6/26/19 9:10	18.547	80.559	1671	6/26/19 9:10	14.922	85.915
1672	6/26/19 9:15	18.658	80.382	1672	6/26/19 9:15	18.956	76.703	1672	6/26/19 9:15	18.390	77.225	1672	6/26/19 9:15	18.542	80.559	1672	6/26/19 9:15	14.920	86.097
1673	6/26/19 9:20	18.653	80.382	1673	6/26/19 9:20	18.954	76.876	1673	6/26/19 9:20	18.387	77.225	1673	6/26/19 9:20	18.539	80.559	1673	6/26/19 9:20	14.908	86.097
1674	6/26/19 9:25	18.651	80.559	1674	6/26/19 9:25	18.949	76.876	1674	6/26/19 9:25	18.385	77.225	1674	6/26/19 9:25	18.534	80.559	1674	6/26/19 9:25	14.905	85.915
1675	6/26/19 9:30	18.651	80.559	1675	6/26/19 9:30	18.947	77.050	1675	6/26/19 9:30	18.382	77.225	1675	6/26/19 9:30	18.534	80.559	1675	6/26/19 9:30	14.919	85.735
1676	6/26/19 9:35	18.648	80.382	1676	6/26/19 9:35	18.945	77.225	1676	6/26/19 9:35	18.382	77.225	1676	6/26/19 9:35	18.532	80.559	1676	6/26/19 9:35	14.909	85.554
1677	6/26/19 9:40	18.646	80.559	1677	6/26/19 9:40	18.943	77.400	1677	6/26/19 9:40	18.380	77.225	1677	6/26/19 9:40	18.527	80.559	1677	6/26/19 9:40	14.924	85.554
1678	6/26/19 9:45	18.644	80.559	1678	6/26/19 9:45	18.941	77.400	1678	6/26/19 9:45	18.377	77.225	1678	6/26/19 9:45	18.525	80.559	1678	6/26/19 9:45	14.922	85.194
1679	6/26/19 9:50	18.642	80.559	1679	6/26/19 9:50	18.939	77.574	1679	6/26/19 9:50	18.375	77.225	1679	6/26/19 9:50	18.522	80.559	1679	6/26/19 9:50	14.924	85.014
1680	6/26/19 9:55	18.637	80.559	1680	6/26/19 9:55	18.937	77.574	1680	6/26/19 9:55	18.372	77.225	1680	6/26/19 9:55	18.520	80.559	1680	6/26/19 9:55	14.933	84.834
1681	6/26/19 10:00	18.637	80.559	1681	6/26/19 10:00	18.935	77.749	1681	6/26/19 10:00	18.372	77.225	1681	6/26/19 10:00	18.520	80.559	1681	6/26/19 10:00	14.950	84.834
1682	6/26/19 10:05	18.637	80.559	1682	6/26/19 10:05	18.937	77.749	1682	6/26/19 10:05	18.372	77.225	1682	6/26/19 10:05	18.520	80.559	1682	6/26/19 10:05	14.950	84.834
1683	6/26/19 10:10	18.637	80.559	1683	6/26/19 10:10	18.937	77.749	1683	6/26/19 10:10	18.375	77.400	1683	6/26/19 10:10	18.520	80.559	1683	6/26/19 10:10	14.943	84.654
1684	6/26/19 10:15	18.634	80.559	1684	6/26/19 10:15	18.938	77.923	1684	6/26/19 10:15	18.373	77.400	1684	6/26/19 10:15	18.517	80.559	1684	6/26/19 10:15	14.961	84.295
1685	6/26/19 10:20	18.634	80.559	1685	6/26/19 10:20	18.935	77.923	1685	6/26/19 10:20	18.373	77.400	1685	6/26/19 10:20	18.517	80.559	1685	6/26/19 10:20	14.968	84.295
1686	6/26/19 10:25	18.634	80.559	1686	6/26/19 10:25	18.938	77.923	1686	6/26/19 10:25	18.373	77.400	1686	6/26/19 10:25	18.517	80.559	1686	6/26/19 10:25	14.958	84.295
1687	6/26/19 10:30	18.634	80.559	1687	6/26/19 10:30	18.933	77.923	1687	6/26/19 10:30	18.373	77.400	1687	6/26/19 10:30	18.517	80.559	1687	6/26/19 10:30	15.021	84.295
1688	6/26/19 10:35	18.632	80.559	1688	6/26/19 10:35	18.935	77.923	1688	6/26/19 10:35	18.373	77.400	1688	6/26/19 10:35	18.515	80.559	1688	6/26/19 10:35	15.007	84.295
1689	6/26/19 10:40	18.637	80.559	1689	6/26/19 10:40	18.936	78.098	1689	6/26/19 10:40	18.375	77.400	1689	6/26/19 10:40	18.515	80.559	1689	6/26/19 10:40	15.007	84.295
1690	6/26/19 10:45	18.637	80.559	1690	6/26/19 10:45	18.938	78.098	1690	6/26/19 10:45	18.375	77.400	1690	6/26/19 10:45	18.517	80.559	1690	6/26/19 10:45	15.007	84.474
1691	6/26/19 10:50	18.637	80.559	1691	6/26/19 10:50	18.941	78.098	1691	6/26/19 10:50	18.378	77.400	1691	6/26/19 10:50	18.517	80.559	1691	6/26/19 10:50	15.027	84.474
1692	6/26/19 10:55	18.637	80.559	1692	6/26/19 10:55	18.943	78.098	1692	6/26/19 10:55	18.375	77.400	1692	6/26/19 10:55	18.517	80.559	1692	6/26/19 10:55	15.068	84.654
1693	6/26/19 11:00	18.637	80.559	1693	6/26/19 11:00	18.943	78.098	1693	6/26/19 11:00	18.375	77.400	1693	6/26/19 11:00	18.520	80.559	1693	6/26/19 11:00	15.073	84.654
1694	6/26/19 11:05	18.639	80.559	1694	6/26/19 11:05	18.943	78.098	1694	6/26/19 11:05	18.375	77.400	1694	6/26/19 11:05	18.517	80.559	1694	6/26/19 11:05	15.071	84.834
1695	6/26/19 11:10	18.642	80.559	1695	6/26/19 11:10	18.946	78.274	1695	6/26/19 11:10	18.375	77.400	1695	6/26/19 11:10	18.517	80.559	1695	6/26/19 11:10	15.088	84.834
1696	6/26/19 11:15	18.642	80.559	1696	6/26/19 11:15	18.949	78.274	1696	6/26/19 11:15	18.375	77.400	1696	6/26/19 11:15	18.520	80.559	1696	6/26/19 11:15	15.110	84.834
1697	6/26/19 11:20	18.644	80.559	1697	6/26/19 11:20	18.949	78.274	1697	6/26/19 11:20	18.381	77.400	1697	6/26/19 11:20	18.517	80.559	1697	6/26/19 11:20	15.120	85.014
1698	6/26/19 11:25	18.646	80.559	1698	6/26/19 11:25	18.953	78.274	1698	6/26/19 11:25	18.383	77.400	1698	6/26/19 11:25	18.522	80.559	1698	6/26/19 11:25	15.130	85.014
1699	6/26/19 11:30	18.651	80.559	1699	6/26/19 11:30	18.956	78.449	1699	6/26/19 11:30	18.385	77.400	1699	6/26/19 11:30	18.522	80.559	1699	6/26/19 11:30	15.160	85.374
1700	6/26/19 11:35	18.656	80.559	1700	6/26/19 11:35	18.961	78.449	1700	6/26/19 11:35	18.391	77.400	1700	6/26/19 11:35	18.525	80.559	1700	6/26/19 11:35	15.175	85.374
1701	6/26/19 11:40	18.661	80.559	1701	6/26/19 11:40	18.964	78.624	1701	6/26/19 11:40	18.393	77.400	1701	6/26/19 11:40	18.529	80.559	1701	6/26/19 11:40	15.187	85.554
1702	6/26/19 11:45	18.665	80.559	1702	6/26/19 11:45	18.969	78.624	1702	6/26/19 11:45	18.395	77.400	1702	6/26/19 11:45	14.763	84.115	1702	6/26/19 11:45	15.225	85.915

TABLE 5 - (PAGE 38 OF 39)
LOGGER DATA FOR OW-2, OW-5, OW-9, OW-13 AND NORTHWEST PROVIDENCE CHANNEL
CARNIVAL GRAND PORT
GRAND BAHAMA, BAHAMA ISLANDS

OW-2				OW-5				OW-9				OW-13				Northwest Providence Channel			
Plot Title: 20483953				Plot Title: 20483955				Plot Title: 20266370				Plot Title: 20483956				Plot Title: 20331041			
#	Date Time, GMT-04:00	Abs Pres, psi	Temp, °F	#	Date Time, GMT-04:00	Abs Pres, psi	Temp, °F	#	Date Time, GMT-04:00	Abs Pres, psi	Temp, °F	#	Date Time, GMT-04:00	Abs Pres, psi	Temp, °F	#	Date Time, GMT-04:00	Abs Pres, psi	Temp, °F
1703	6/26/19 11:50	18.670	80.559	1703	6/26/19 11:50	18.977	78.800	1703	6/26/19 11:50	18.403	77.400	1703	6/26/19 11:50	14.767	86.277	1703	6/26/19 11:50	15.238	86.277
1704	6/26/19 11:55	18.677	80.559	1704	6/26/19 11:55	18.982	78.800	1704	6/26/19 11:55	18.411	77.400	1704	6/26/19 11:55	14.774	87.186	1704	6/26/19 11:55	15.258	86.459
1705	6/26/19 12:00	18.679	80.559	1705	6/26/19 12:00	14.762	81.621	1705	6/26/19 12:00	18.413	77.400	1705	6/26/19 12:00	14.809	87.915	1705	6/26/19 12:00	15.271	86.823
1706	6/26/19 12:05	18.687	80.559	1706	6/26/19 12:05	14.760	83.757	1706	6/26/19 12:05	18.421	77.400	1706	6/26/19 12:05	14.781	88.282	1706	6/26/19 12:05	15.284	87.186
1707	6/26/19 12:10	18.691	80.559	1707	6/26/19 12:10	14.759	85.194	1707	6/26/19 12:10	18.426	77.400	1707	6/26/19 12:10	14.777	88.650	1707	6/26/19 12:10	15.304	87.368
1708	6/26/19 12:15	18.696	80.559	1708	6/26/19 12:15	14.760	86.459	1708	6/26/19 12:15	14.768	79.678	1708	6/26/19 12:15	14.770	89.017	1708	6/26/19 12:15	15.327	87.552
1709	6/26/19 12:20	18.703	80.559	1709	6/26/19 12:20	14.762	87.186	1709	6/26/19 12:20	14.767	84.834	1709	6/26/19 12:20	14.768	89.200	1709	6/26/19 12:20	15.353	87.368
1710	6/26/19 12:25	18.708	80.559	1710	6/26/19 12:25	14.759	87.915	1710	6/26/19 12:25	14.764	86.277	1710	6/26/19 12:25	14.769	89.384	1710	6/26/19 12:25	15.377	87.368
1711	6/26/19 12:30	18.713	80.559	1711	6/26/19 12:30	14.758	88.466	1711	6/26/19 12:30	14.763	87.552	1711	6/26/19 12:30	14.767	89.755	1711	6/26/19 12:30	15.370	87.552
1712	6/26/19 12:35	18.717	80.559	1712	6/26/19 12:35	14.759	88.833	1712	6/26/19 12:35	14.764	88.650	1712	6/26/19 12:35	14.765	89.938	1712	6/26/19 12:35	15.402	87.552
1713	6/26/19 12:40	18.722	80.559	1713	6/26/19 12:40	14.763	89.384	1713	6/26/19 12:40	14.770	89.569	1713	6/26/19 12:40	14.770	90.309	1713	6/26/19 12:40	15.426	87.552
1714	6/26/19 12:45	14.766	85.014	1714	6/26/19 12:45	14.762	89.938	1714	6/26/19 12:45	14.768	89.755	1714	6/26/19 12:45	14.769	90.680	1714	6/26/19 12:45	15.460	87.733
1715	6/26/19 12:50	14.782	86.823	1715	6/26/19 12:50	14.768	90.309	1715	6/26/19 12:50	14.787	89.755	1715	6/26/19 12:50	14.772	91.053	1715	6/26/19 12:50	15.465	87.004
1716	6/26/19 12:55	14.778	88.099	1716	6/26/19 12:55	14.764	90.680	1716	6/26/19 12:55	14.785	89.755	1716	6/26/19 12:55	14.767	91.240	1716	6/26/19 12:55	15.466	86.277
1717	6/26/19 13:00	14.775	89.017	1717	6/26/19 13:00	14.757	90.867	1717	6/26/19 13:00	14.779	90.124	1717	6/26/19 13:00	14.766	91.612	1717	6/26/19 13:00	15.506	86.097
1718	6/26/19 13:05	14.775	89.938	1718	6/26/19 13:05	14.756	91.240	1718	6/26/19 13:05	14.773	90.495	1718	6/26/19 13:05	14.764	91.800	1718	6/26/19 13:05	14.747	86.459
1719	6/26/19 13:10	14.775	90.867	1719	6/26/19 13:10	14.756	91.425	1719	6/26/19 13:10	14.772	91.053	1719	6/26/19 13:10	14.762	92.174	1719	6/26/19 13:10	14.757	87.915
1720	6/26/19 13:15	14.765	91.425	1720	6/26/19 13:15	14.745	91.800	1720	6/26/19 13:15	14.771	91.425	1720	6/26/19 13:15	14.755	92.363	1720	6/26/19 13:15	14.748	89.938
1721	6/26/19 13:20	14.770	91.800	1721	6/26/19 13:20	14.754	92.174	1721	6/26/19 13:20	14.775	91.987	1721	6/26/19 13:20	14.763	92.737	1721	6/26/19 13:20	14.758	91.425
1722	6/26/19 13:25	14.769	92.174	1722	6/26/19 13:25	14.754	92.363	1722	6/26/19 13:25	14.776	92.363	1722	6/26/19 13:25	14.764	92.926	1722	6/26/19 13:25	14.760	92.363
1723	6/26/19 13:30	14.756	92.550	1723	6/26/19 13:30	14.743	92.737	1723	6/26/19 13:30	14.760	92.550	1723	6/26/19 13:30	14.750	93.304	1723	6/26/19 13:30	14.751	93.115
1724	6/26/19 13:35	14.745	92.926	1724	6/26/19 13:35	14.734	92.926	1724	6/26/19 13:35	14.754	92.926	1724	6/26/19 13:35	14.743	93.493	1724	6/26/19 13:35	14.738	93.682
1725	6/26/19 13:40	14.755	93.304	1725	6/26/19 13:40	14.742	93.304	1725	6/26/19 13:40	14.759	93.115	1725	6/26/19 13:40	14.753	93.682	1725	6/26/19 13:40	14.749	94.062
1726	6/26/19 13:45	14.744	93.493	1726	6/26/19 13:45	14.733	93.493	1726	6/26/19 13:45	14.748	93.493	1726	6/26/19 13:45	14.744	93.873	1726	6/26/19 13:45	14.743	94.444
1727	6/26/19 13:50	14.752	93.682	1727	6/26/19 13:50	14.738	93.682	1727	6/26/19 13:50	14.754	93.682	1727	6/26/19 13:50	14.749	94.062	1727	6/26/19 13:50	14.746	94.633
1728	6/26/19 13:55	14.754	93.873	1728	6/26/19 13:55	14.744	93.873	1728	6/26/19 13:55	14.757	93.873	1728	6/26/19 13:55	14.749	94.253	1728	6/26/19 13:55	14.751	94.825
1729	6/26/19 14:00	14.748	94.062	1729	6/26/19 14:00	14.737	94.062	1729	6/26/19 14:00	14.753	94.062	1729	6/26/19 14:00	14.747	94.253	1729	6/26/19 14:00	14.744	95.016
1730	6/26/19 14:05	14.749	94.253	1730	6/26/19 14:05	14.737	94.062	1730	6/26/19 14:05	14.753	94.253	1730	6/26/19 14:05	14.747	94.444	1730	6/26/19 14:05	14.745	95.207
1731	6/26/19 14:10	14.747	94.633	1731	6/26/19 14:10	14.738	94.253	1731	6/26/19 14:10	14.749	94.444	1731	6/26/19 14:10	14.748	94.633	1731	6/26/19 14:10	14.746	95.590
1732	6/26/19 14:15	14.747	94.825	1732	6/26/19 14:15	14.733	94.444	1732	6/26/19 14:15	14.750	94.825	1732	6/26/19 14:15	14.746	95.016	1732	6/26/19 14:15	14.743	95.976
1733	6/26/19 14:20	14.746	95.207	1733	6/26/19 14:20	14.734	94.633	1733	6/26/19 14:20	14.746	95.016	1733	6/26/19 14:20	14.744	95.207	1733	6/26/19 14:20	14.744	96.555
1734	6/26/19 14:25	14.745	95.590	1734	6/26/19 14:25	14.735	95.016	1734	6/26/19 14:25	14.747	95.400	1734	6/26/19 14:25	14.744	95.400	1734	6/26/19 14:25	14.741	97.137
1735	6/26/19 14:30	14.743	95.976	1735	6/26/19 14:30	14.733	95.207	1735	6/26/19 14:30	14.746	95.783	1735	6/26/19 14:30	14.742	95.590	1735	6/26/19 14:30	14.741	97.916
1736	6/26/19 14:35	14.745	96.555	1736	6/26/19 14:35	14.734	95.400	1736	6/26/19 14:35	14.745	96.168	1736	6/26/19 14:35	14.743	95.783	1736	6/26/19 14:35	14.741	98.503
1737	6/26/19 14:40	14.746	96.942	1737	6/26/19 14:40	14.732	95.783	1737	6/26/19 14:40	14.744	96.555	1737	6/26/19 14:40	14.741	96.168	1737	6/26/19 14:40	14.740	99.093
1738	6/26/19 14:45	14.745	97.525	1738	6/26/19 14:45	14.731	96.168	1738	6/26/19 14:45	14.743	96.942	1738	6/26/19 14:45	14.739	96.361	1738	6/26/19 14:45	14.740	99.885
1739	6/26/19 14:50	14.743	97.916	1739	6/26/19 14:50	14.731	96.361	1739	6/26/19 14:50	14.744	97.331	1739	6/26/19 14:50	14.740	96.555	1739	6/26/19 14:50	14.737	100.483
1740	6/26/19 14:55	14.740	98.503	1740	6/26/19 14:55	14.733	96.748	1740	6/26/19 14:55	14.743	97.720	1740	6/26/19 14:55	14.740	96.748	1740	6/26/19 14:55	14.739	101.082
1741	6/26/19 15:00	14.741	98.897	1741	6/26/19 15:00	14.734	97.137	1741	6/26/19 15:00	14.742	98.110	1741	6/26/19 15:00	14.738	97.137	1741	6/26/19 15:00	14.736	101.685
1742	6/26/19 15:05	14.737	99.291	1742	6/26/19 15:05	14.732	97.331	1742	6/26/19 15:05	14.741	98.503	1742	6/26/19 15:05	14.739	97.331	1742	6/26/19 15:05	14.737	102.088
1743	6/26/19 15:10	14.741	99.885	1743	6/26/19 15:10	14.730	97.720	1743	6/26/19 15:10	14.740	99.093	1743	6/26/19 15:10	14.734	97.525	1743	6/26/19 15:10	14.737	102.697
1744	6/26/19 15:15	14.738	100.283	1744	6/26/19 15:15	14.729	98.110	1744	6/26/19 15:15	14.739	99.489	1744	6/26/19 15:15	14.735	97.916	1744	6/26/19 15:15	14.737	103.307
1745	6/26/19 15:20	14.741	100.882	1745	6/26/19 15:20	14.730	98.307	1745	6/26/19 15:20	14.740	99.885	1745	6/26/19 15:20	14.736	98.110	1745	6/26/19 15:20	14.738	103.923
1746	6/26/19 15:25	14.740	101.282	1746	6/26/19 15:25	14.728	98.699	1746	6/26/19 15:25	14.737	100.283	1746	6/26/19 15:25	14.736	98.307	1746	6/26/19 15:25	14.738	104.540
1747	6/26/19 15:30	14.742	101.887	1747	6/26/19 15:30	14.729	99.093	1747	6/26/19 15:30	14.738	100.683	1747	6/26/19 15:30	14.739	98.699	1747	6/26/19 15:30	14.738	105.370
1748	6/26/19 15:35	14.741	102.493	1748	6/26/19 15:35	14.727	99.291	1748	6/26/19 15:35	14.738	101.282	1748	6/26/19 15:35	14.735	98.897	1748	6/26/19 15:35	14.736	106.205

TABLE 5 - (PAGE 39 OF 39)
LOGGER DATA FOR OW-2, OW-5, OW-9, OW-13 AND NORTHWEST PROVIDENCE CHANNEL
CARNIVAL GRAND PORT
GRAND BAHAMA, BAHAMA ISLANDS

OW-2				OW-5				OW-9				OW-13				Northwest Providence Channel			
Plot Title: 20483953				Plot Title: 20483955				Plot Title: 20266370				Plot Title: 20483956				Plot Title: 20331041			
#	Date Time, GMT-04:00	Abs Pres, psi	Temp, °F	#	Date Time, GMT-04:00	Abs Pres, psi	Temp, °F	#	Date Time, GMT-04:00	Abs Pres, psi	Temp, °F	#	Date Time, GMT-04:00	Abs Pres, psi	Temp, °F	#	Date Time, GMT-04:00	Abs Pres, psi	Temp, °F
1749	6/26/19 15:40	14.740	102.900	1749	6/26/19 15:40	14.729	99.687	1749	6/26/19 15:40	14.739	101.685	1749	6/26/19 15:40	14.735	99.093	1749	6/26/19 15:40	14.736	107.046
1750	6/26/19 15:45	14.741	103.512	1750	6/26/19 15:45	14.727	100.083	1750	6/26/19 15:45	14.736	102.290	1750	6/26/19 15:45	14.734	99.489	1750	6/26/19 15:45	14.734	107.895
1751	6/26/19 15:50	14.740	103.923	1751	6/26/19 15:50	14.728	100.283	1751	6/26/19 15:50	14.754	102.493	1751	6/26/19 15:50	14.739	99.687	1751	6/26/19 15:50	14.738	107.683
1752	6/26/19 15:55	14.749	103.923	1752	6/26/19 15:55	14.736	100.483	1752	6/26/19 15:55	14.757	102.697	1752	6/26/19 15:55	14.744	99.885	1752	6/26/19 15:55	14.746	107.046
1753	6/26/19 16:00	14.749	103.717	1753	6/26/19 16:00	14.736	100.683	1753	6/26/19 16:00	14.757	102.697	1753	6/26/19 16:00	14.745	100.083	1753	6/26/19 16:00	14.744	106.414
1754	6/26/19 16:05	14.749	103.717	1754	6/26/19 16:05	14.734	100.683	1754	6/26/19 16:05	14.755	102.697	1754	6/26/19 16:05	14.745	100.083	1754	6/26/19 16:05	14.740	105.786
1755	6/26/19 16:10	14.746	103.512	1755	6/26/19 16:10	14.734	100.882	1755	6/26/19 16:10	14.752	102.697	1755	6/26/19 16:10	14.743	100.283	1755	6/26/19 16:10	14.738	105.370
1756	6/26/19 16:15	14.746	103.512	1756	6/26/19 16:15	14.732	100.882	1756	6/26/19 16:15	14.749	102.493	1756	6/26/19 16:15	14.741	100.483	1756	6/26/19 16:15	14.735	104.954
1757	6/26/19 16:20	14.768	103.307	1757	6/26/19 16:20	14.730	100.882	1757	6/26/19 16:20	14.750	102.697	1757	6/26/19 16:20	14.733	100.483	1757	6/26/19 16:20	14.734	104.747
1758	6/26/19 16:25	14.757	103.307	1758	6/26/19 16:25	14.731	100.683	1758	6/26/19 16:25	14.746	102.290	1758	6/26/19 16:25	14.737	100.083	1758	6/26/19 16:25	14.737	104.128
1759	6/26/19 16:30	14.742	102.900	1759	6/26/19 16:30	14.713	100.283	1759	6/26/19 16:30	14.737	101.685	1759	6/26/19 16:30	14.736	99.489	1759	6/26/19 16:30	14.734	103.104
1760	6/26/19 16:35	14.741	101.484	1760	6/26/19 16:35	14.688	99.687	1760	6/26/19 16:35	14.736	100.683	1760	6/26/19 16:35	14.737	98.699				
1761	6/26/19 16:40	14.737	100.083	1761	6/26/19 16:40	14.662	99.093	1761	6/26/19 16:40	14.732	99.489	1761	6/26/19 16:40	14.733	97.916				
								1762	6/26/19 16:45	14.734	98.110	1762	6/26/19 16:45	14.729	97.331				
								1763	6/26/19 16:50	14.734	96.555	1763	6/26/19 16:50	14.732	96.361				
												1764	6/26/19 16:55	14.730	95.207				

TABLE 6
TIDAL LAGTIMES, AMPLITUDES and TRANSMISSIVITY FOR OW-2, OW-5, WO-9, OW-13 AND NORTHWEST PROVIDENCE CHANNEL
CARNIVAL GRAND PORT
GRAND BAHAMA, BAHAMA ISLANDS

								Tidal Period 1					Tidal Period 2				
Location	Date/Tide	Tide Peak 1 (Date/Time)	Tide Peak 2 (Date/Time)	Tide Period (Days)	Time Lag 1 (Days)	Time Lag 2 (Days)	Tidal Efficiency	T/S	T (ft^2/day) at S = 5x10-3	T (ft^2/day) at S = 5x10-4	K (ft/day) at S = 5x10-3	K (ft/day) at S = 5x10-4	T/S	T (ft^2/day) at S = 5x10-3	T (ft^2/day) at S = 5x10-4	K (ft/day) at S = 5x10-3	K (ft/day) at S = 5x10-4
NWPC	6/20/2019 - high	6/20/19 23:25	6/21/19 11:55	0.521													
OW-2	Graph	6/21/2019 0:30	6/21/2019 12:50		0.045	0.038	24%	10,399,193	51,996	5,200	693	69	14,524,492	72,622	7,262	968	97
OW-5	Graph	6/21/2019 0:25	6/21/2019 12:45		0.042	0.035	26%	15,278,887	76,394	7,639	1,019	102	22,001,598	110,008	11,001	1,467	147
OW-9	Graph	6/21/2019 0:35	6/21/2019 12:50		0.049	0.038	27%	111,383,089	556,915	55,692	7,426	743	180,422,195	902,111	90,211	12,028	1203
OW-13	Graph	6/21/19 0:30	6/21/19 12:50		0.045	0.038	26%	148,291,095	741,455	74,146	9,886	989	207,117,315	1,035,587	103,559	13,808	1381
NWPC	6/25/2019 - high	6/25/19 2:05	6/25/19 15:10	0.545													
OW-2	Graph	6/25/19 3:20	6/25/19 16:15		0.052	0.045	32%	8,175,460	40,877	4,088	545	55	10,884,488	54,422	5,442	726	73
OW-5	Graph	6/25/19 3:15	6/25/19 16:10		0.049	0.042	30%	11,749,153	58,746	5,875	783	78	15,991,902	79,960	7,996	1,066	107
OW-9	Graph	6/25/19 3:20	6/25/19 16:10		0.052	0.042	32%	101,554,976	507,775	50,777	6,770	677	158,679,649	793,398	79,340	10,579	1058
OW-13	Graph	6/25/19 3:20	6/25/19 16:15		0.052	0.045	29%	116,580,967	582,905	58,290	7,772	777	155,211,347	776,057	77,606	10,347	1035

Location	Date/Tide	Tide Peak 1 (Hours)	Tide Trough 1 (Hours)	Elevation Minimum (ft amsl)	Elevation Maximum (ft amsl)	Amplitude (ft)
NWPC	6/20/2019 - high	6/20/19 23:25	6/21/19 5:20	1.09	4.09	1.50
OW-2		6/21/19 0:30	6/21/19 7:00	0.91	1.63	0.36
OW-5		6/21/19 0:25	6/21/19 6:50	1.04	1.83	0.40
OW-9		6/21/19 0:35	6/21/19 7:00	1.60	2.42	0.41
OW-13		6/21/19 0:30	6/21/19 7:00	1.63	2.40	0.39
NWPC	6/25/2019 - high	6/25/19 2:05	6/25/19 8:35	1.22	3.34	1.06
OW-2		6/25/19 3:20	6/25/19 10:00	0.98	1.66	0.34
OW-5		6/25/19 3:15	6/25/19 9:50	1.10	1.73	0.32
OW-9		6/25/19 3:20	6/25/19 9:55	1.64	2.32	0.34
OW-13		6/25/19 3:20	6/25/19 10:00	1.67	2.29	0.31

NOTES:

Transmissivity (T) in ft^2/day (Ferris, 1963)
Storativity (S) dimensionless. Values from Freeze, 1979
Hydraulic Conductivity (K) in ft/day = T/b
K value considers Formation thickness "b" of 75 ft
Distance from NWPC to OW-2 = 715
Distance from NWPC to OW-5 = 800
Distance from NWPC to OW-9 = 2,520
Distance from NWPC to OW-13 = 2,700
Tidal Efficiency = Difference in water level between peak and trough in Monitor Well divided by same difference for NWPC
Tidal Amplitude = Difference in elevation of tidal peak and mean tide elevation (ft)
NWPC - Northwest Providence Channel

TABLE 7
SUMMARY OF LABORATORY ANALYTICAL RESULTS
CARNIVAL GRAND PORT
GRAND BAHAMA, BAHAMA ISLANDS

Observation Well Results

Parameter	OW-1	OW-2	OW-3	OW-4	OW-5	OW-6	OW-7	OW-8	OW-9	OW-10	OW-11	OW-12	OW-13	OW-14	DUP A	Eq. Blank
Carbon Disulfide (ug/L)	ND	ND	2.3	ND	ND	ND	ND	ND	ND	ND	ND	ND	ND	ND	ND	ND
Arsenic (mg/L)	ND	0.0044	0.015	ND	ND	ND	ND	ND	ND	ND	ND	ND	ND	0.0024	0.0027	0.0021
Barium (mg/L)	0.0052	0.0066	0.034	0.0050	0.0061	0.0053	0.0048	0.0040	0.0046	0.0063	0.0050	0.0043	0.0084	0.0059	0.0087	0.0013
Cadmium (mg/L)	ND	0.00096	0.0035	0.00060	ND	ND	ND	ND	ND	ND	ND	ND	ND	ND	ND	ND
Chromium (mg/L)	ND	ND	ND	ND	ND	0.012	ND	ND	ND	ND	ND	0.019	ND	0.0021	ND	ND
Turbidity (NTU)	ND	ND	160	3.4	1.1	0.69	ND	0.52	2.6	2.3	0.76	ND	2.2	0.95	2.0	ND
Total Dissolved Solids (mg/L)	1,200	6,900	32,000	2,300	3,800	1,000	530	680	780	1,700	980	630	1,300	730	1,400	4.8
Chlorides	525	2905	12810	963	1680	420	210	446	630	770	376	262	665	323	6475	1.7
Total heterotrophic Plate count	4600	400	100	1500	20000	100	500	2500	5500	5000	2500	5500	100	8000	800	8300
Total coliform bacteria	3600	NG	NG	300	9400	NG	100	2100	1900	1600	2100	1900	323	7300	600	3800
E coli	NG	NG	NG	NG	200	NG	NG	NG	NG	NG	NG	NG	6475	NG	NG	NG

Sea Water Results

Parameter	Sharp Rock	Center	East
Arsenic (mg/L)	ND	ND	0.011
Barium (mg/L)	0.0078	0.0067	0.0065
Cadmium (mg/L)	0.0049	ND	0.0040
Silver (mg/L)	0.0084	ND	ND
Turbidity (NTU)	1.1	1.4	1.9
Total Dissolved Solids (mg/L)	38,000	39,000	38,000
Chlorides (mg/L)			

Wetland Results

Parameter	Wetland 1	Wetland 2
Total Petroleum Hydrocarbons (mg/L)	0.47	ND
Arsenic (mg/L)	0.011	ND
Barium (mg/L)	0.0081	ND
Turbidity (NTU)	1.0	0.83
Total Dissolved Solids (mg/L)	11,000	7,700
Chlorides (mg/L)		

NG - no bacterial growth

TABLE 8
SUMMARY OF MODEL INPUT PARAMETERS
CARNIVAL GRAND PORT
GRAND BAHAMA, BAHAMA ISLANDS

Parameter	Value Ranges	Value(s) Used In Model
Model Domain	226 rows x 234 columns	226 rows x 234 columns
Cell Size	225ft by 225ft - 75ft by 75ft	225ft by 225ft - 75ft by 75ft
Model Layers	4	4
Hydraulic Conductivity - Upper	50 ft/day - 5,000 ft/day	1,500 ft/day
Hydraulic Conductivity - Lower	1 ft/day - 500 ft/day	150 ft/day
Storage/Specific Yield/Effective Porosity - Upper	0.01 - 0.2	0.1/0.15/0.15
Storage/Specific Yield/Effective Porosity - Lower	0.0001 - 0.2	0.001/0.01/0.01
Dispersivity	3/0.3	3/0.3
Specified Head Boundary - Ocean	0 ft/amsl 35ppt salt	0 ft/amsl 35ppt salt
Specified Head Boundary - Tidal Flat	0 ft/amsl 17.5 ppt salt	0 ft/amsl 17.5 ppt salt
Recharge Rate	0 in/year - 40 in/year	15 in/year

GRAPHS

GRAPH 1
SUMMARY OF WATER ELEVATION VS TIME - DATA LOGGERS
CARNIVAL GRAND PORT
GRAND BAHAMA, BAHAMA ISLANDS

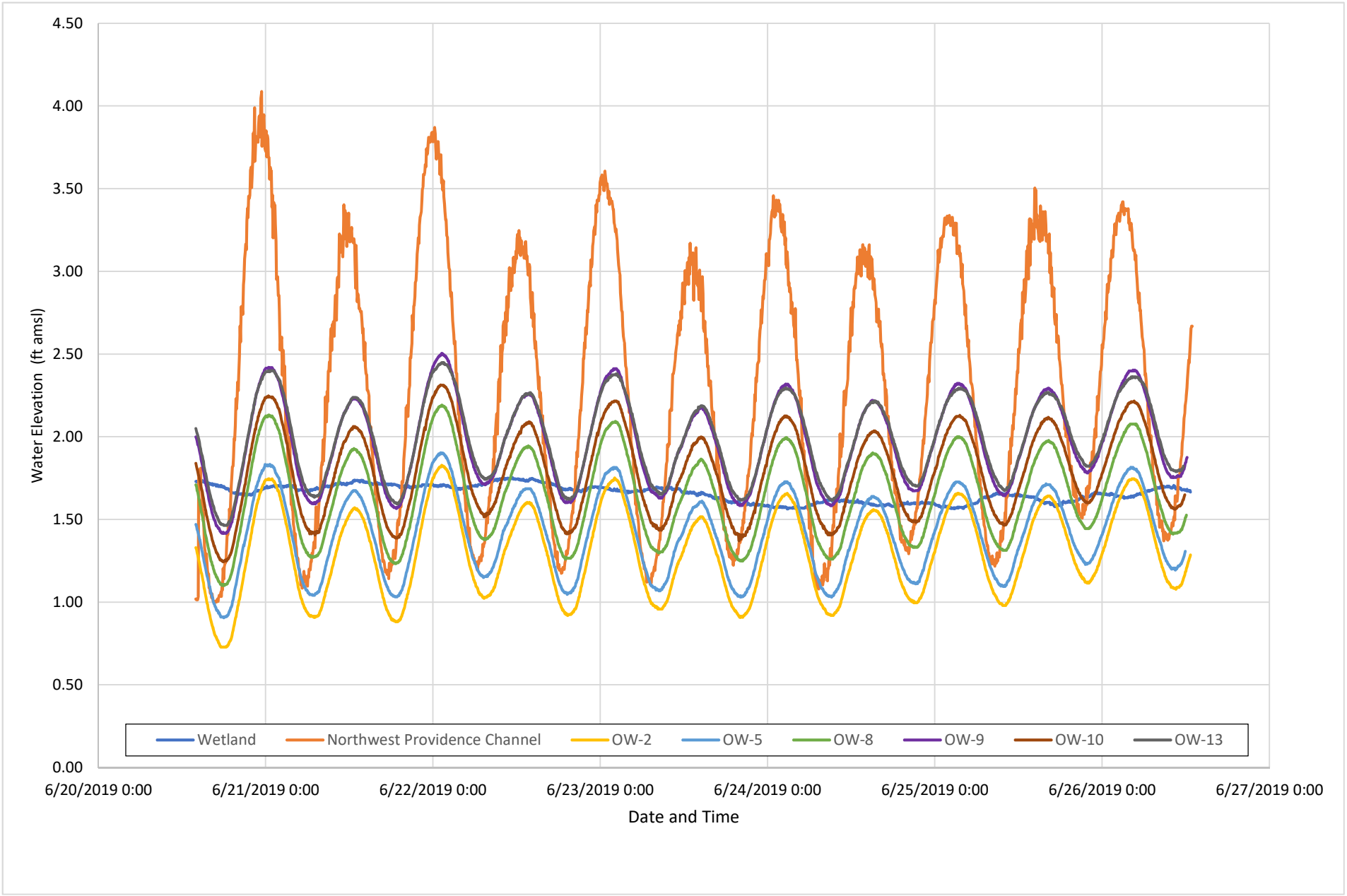

GRAPH 2
WETLAND AND OW-2 WATER ELEVATIONS VS TIME - DATA LOGGERS
CARNIVAL GRAND PORT
GRAND BAHAMA, BAHAMA ISLANDS

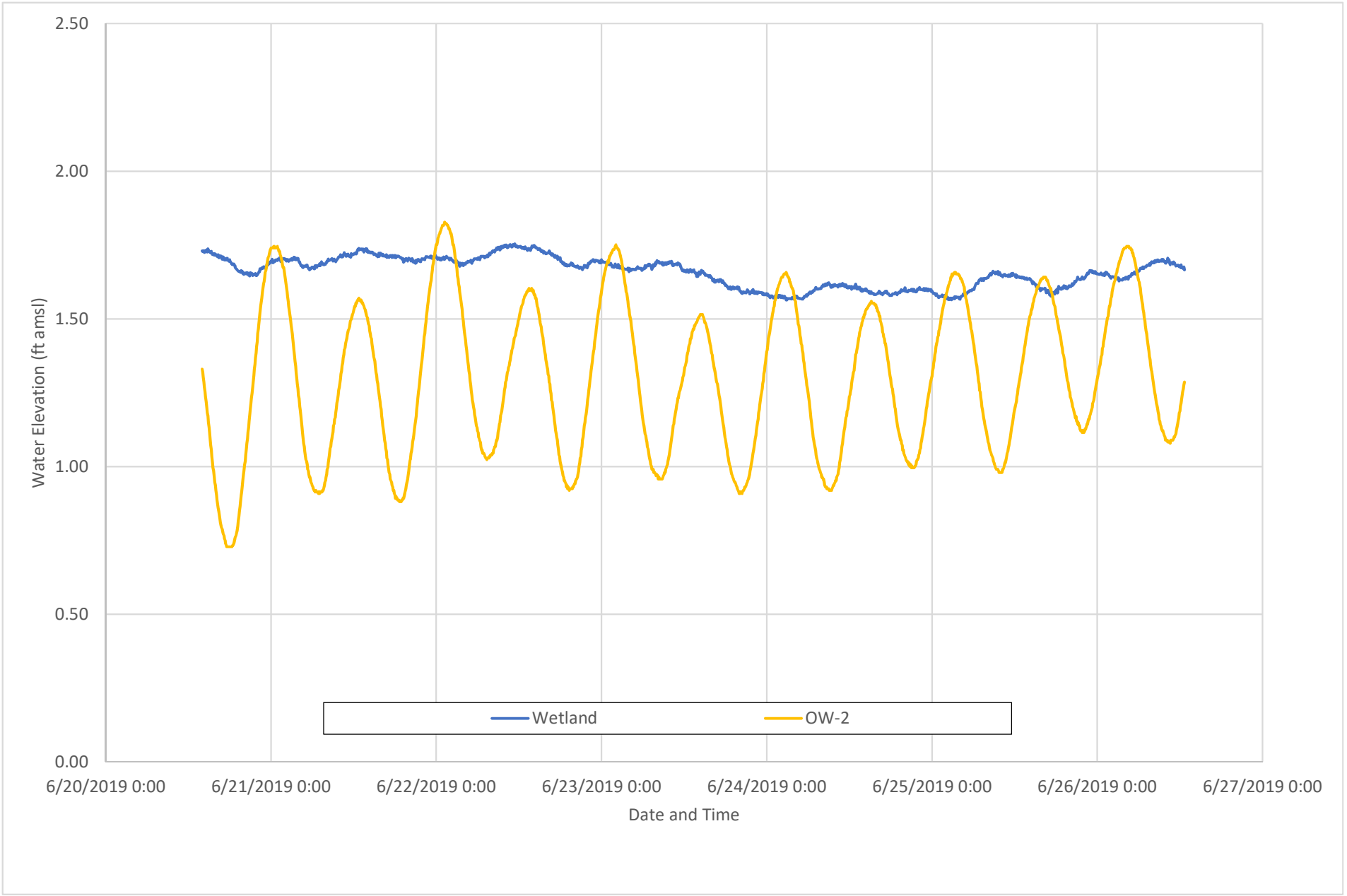

GRAPH 3
WETLAND, NORTHWEST PROVIDENCE CHANNEL, AND OW-2 WATER ELEVATIONS VS TIME - DATA LOGGERS
CARNIVAL GRAND PORT
GRAND BAHAMA, BAHAMA ISLANDS

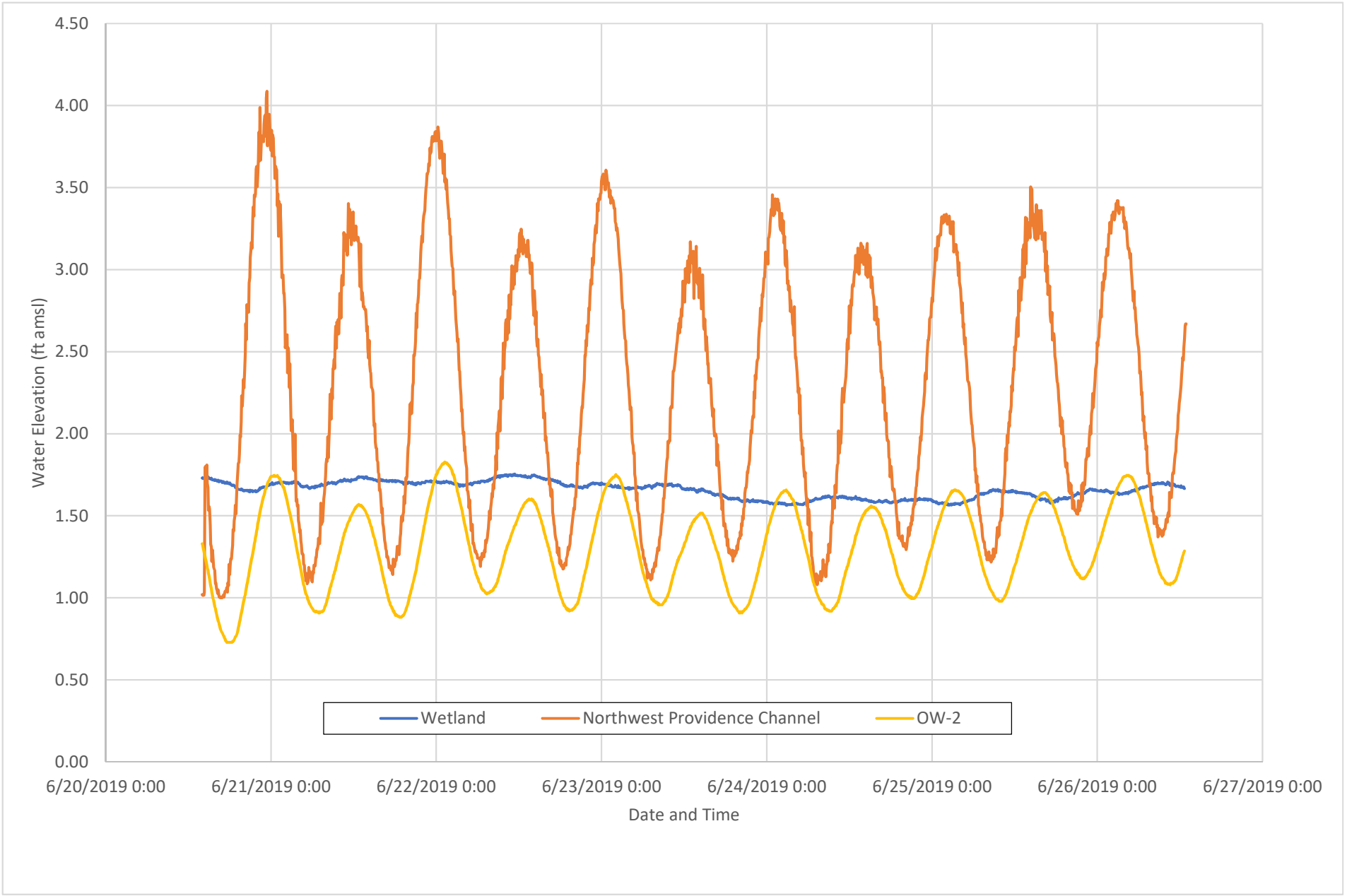

GRAPH 4
SUMMARY OF WATER ELEVATION VS TIME - ALL OWs
CARNIVAL GRAND PORT
GRAND BAHAMA, BAHAMA ISLANDS

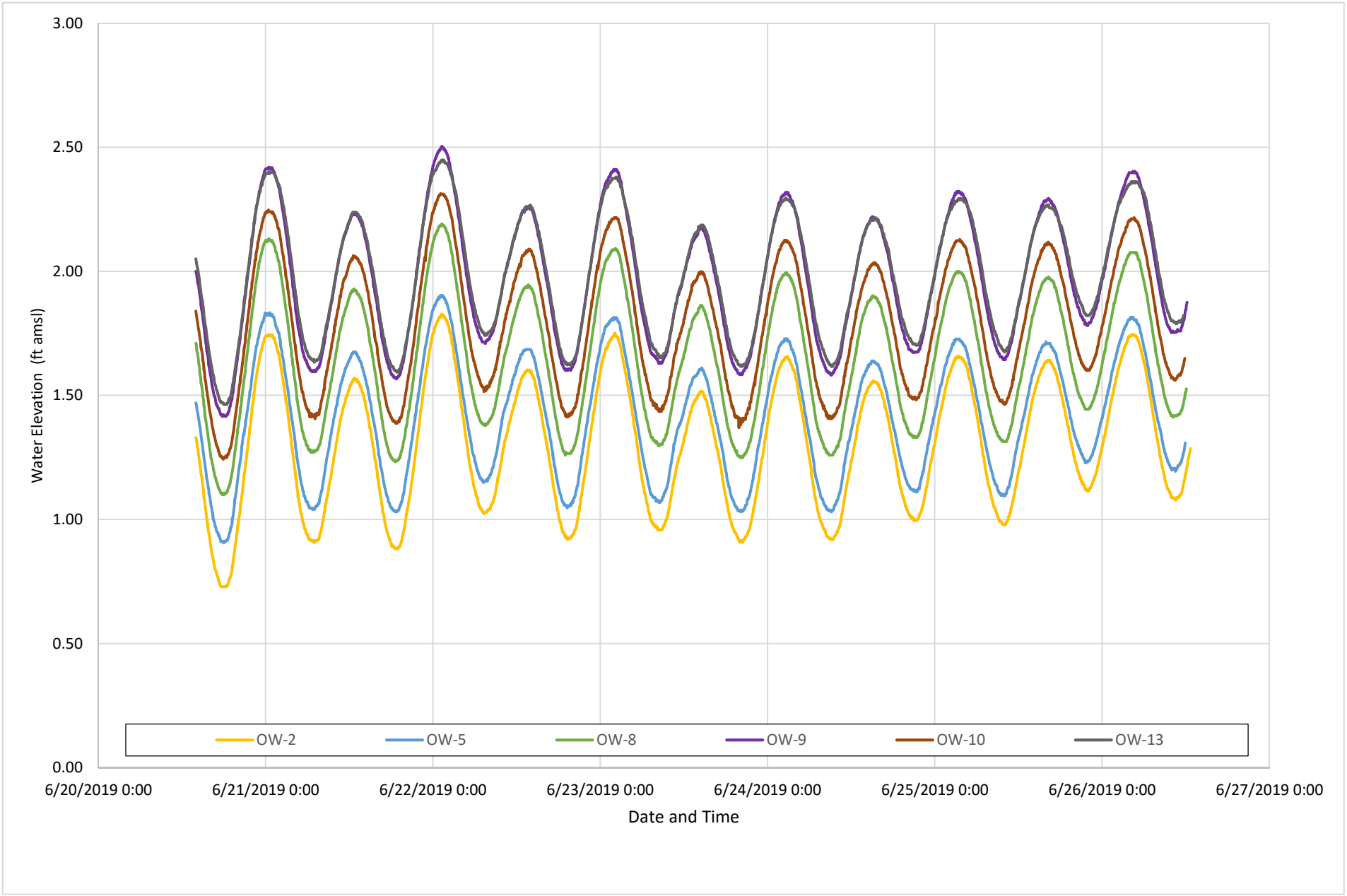

GRAPH 5
NORTHWEST PROVIDENCE CHANNEL, OW-5, AND OW-9 WATER ELEVATIONS VS TIME - DATA LOGGERS
CARNIVAL GRAND PORT
GRAND BAHAMA, BAHAMA ISLANDS

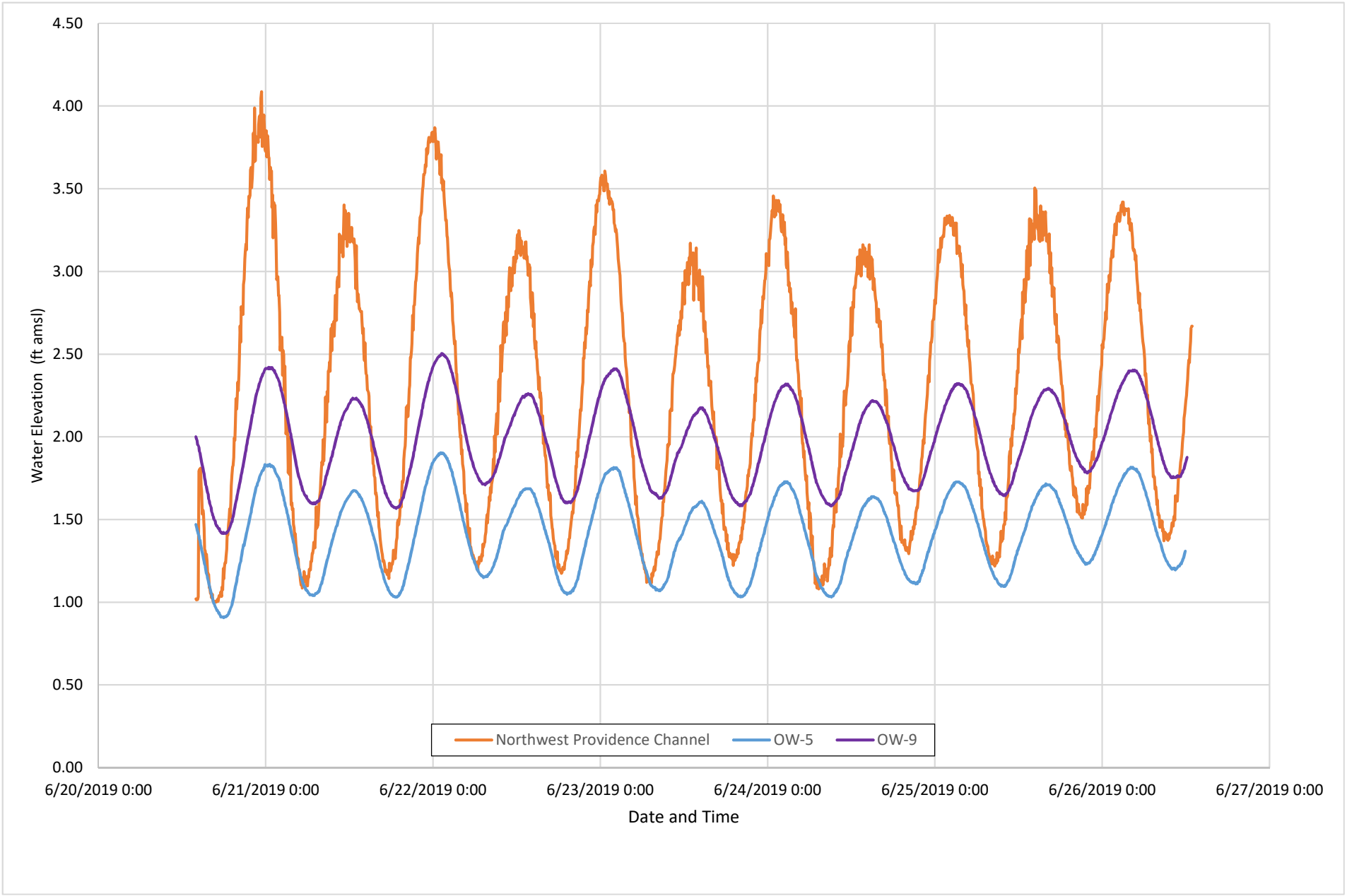

GRAPH 6
NORTHWEST PROVIDENCE CHANNEL OW-5, OW-10 AND OW-13 WATER ELEVATIONS VS TIME - DATA LOGGERS
CARNIVAL GRAND PORT
GRAND BAHAMA, BAHAMA ISLANDS

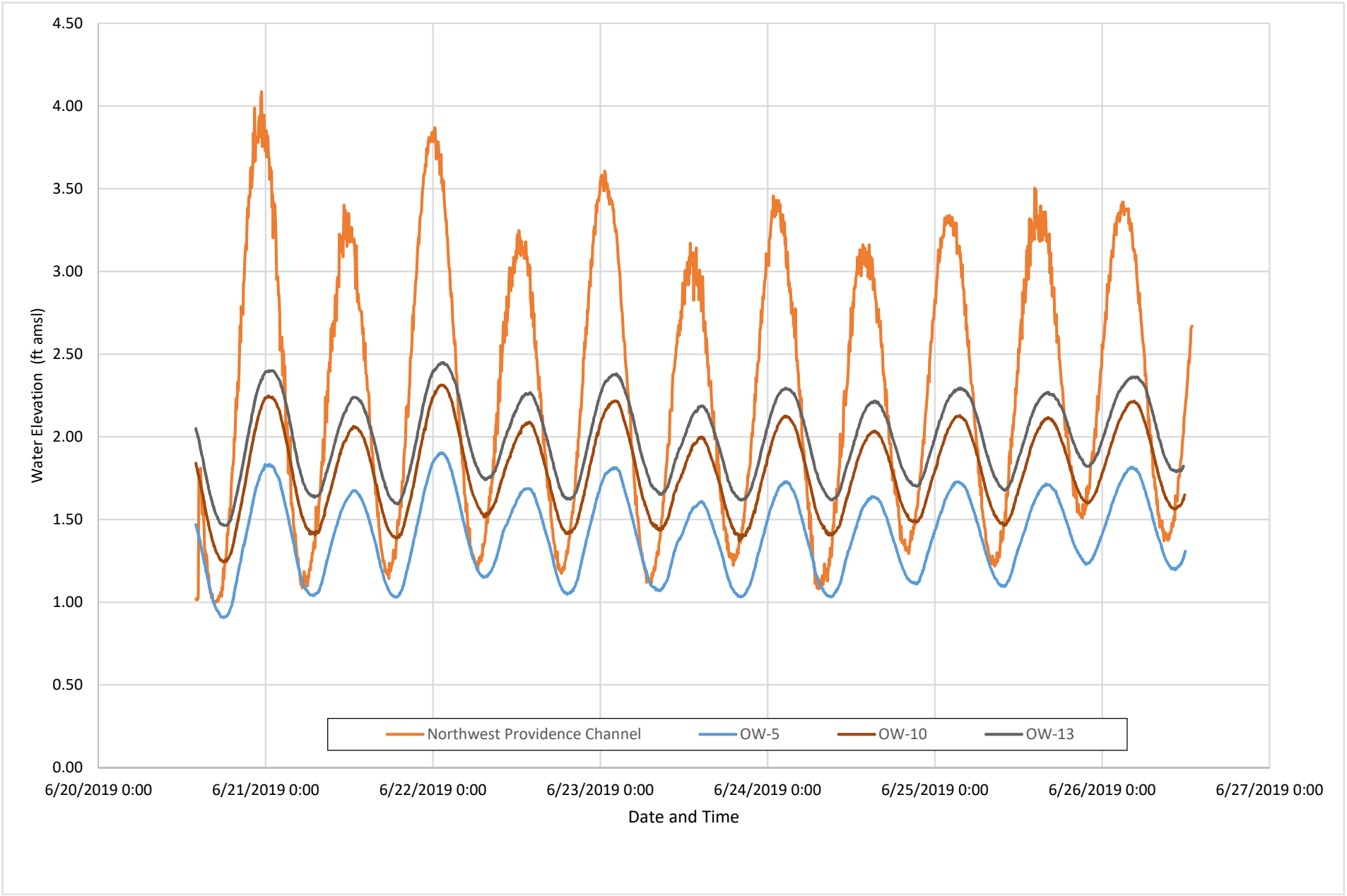

GRAPH 7
NORTHWEST PROVIDENCE CHANNEL, OW-2, AND OW-13 WATER ELEVATIONS VS TIME - DATA LOGGERS
CARNIVAL GRAND PORT
GRAND BAHAMA, BAHAMA ISLANDS

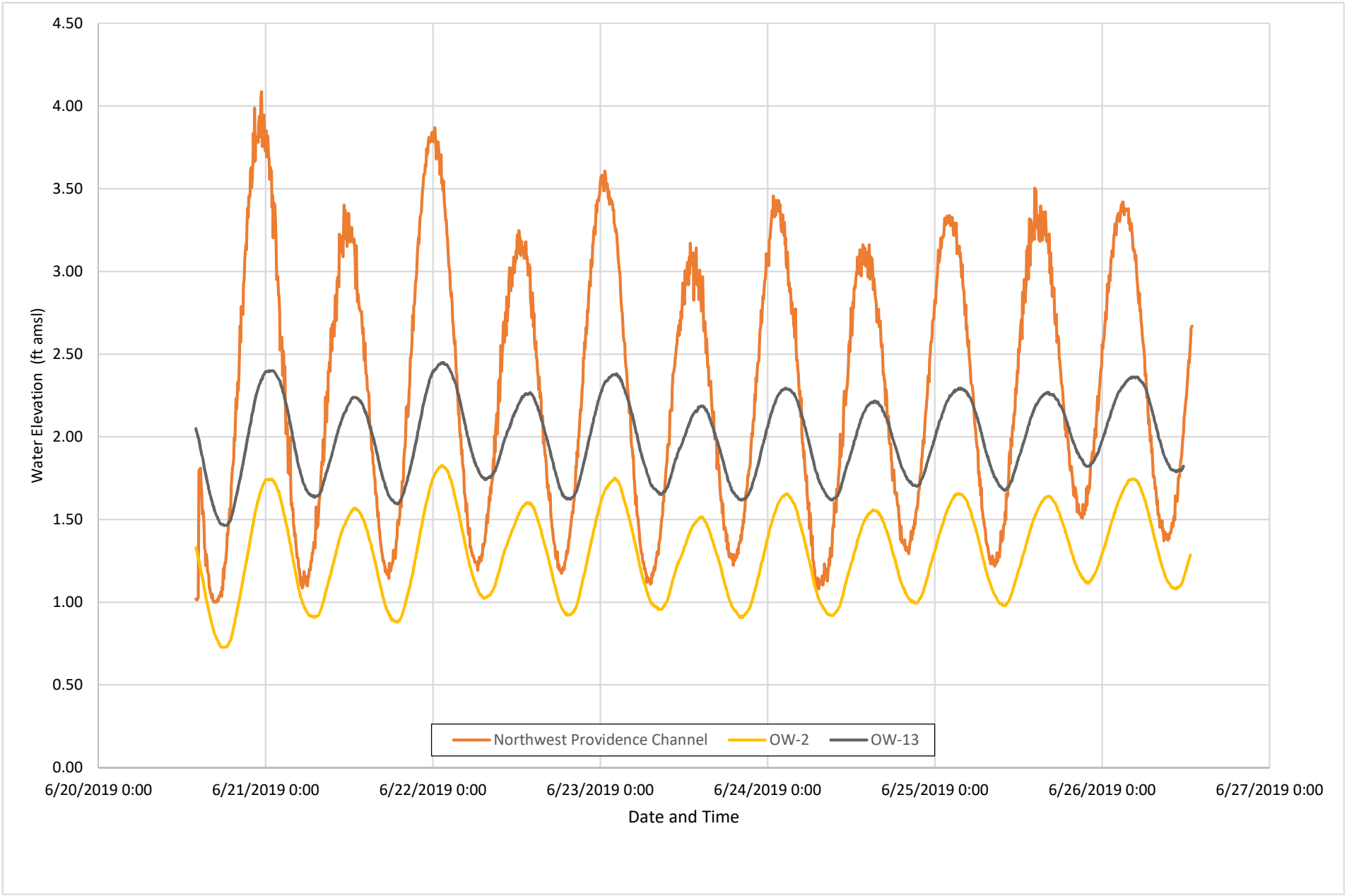

GRAPH 8
HYDROGRAPHS, TIDAL LAG TIMES, AND AMPLITUDES - 6/20-21/2019
NORTHWEST PROVIDENCE CHANNEL, OW-5, AND OW-9
CARNIVAL GRAND PORT
GRAND BAHAMA, BAHAMA ISLANDS

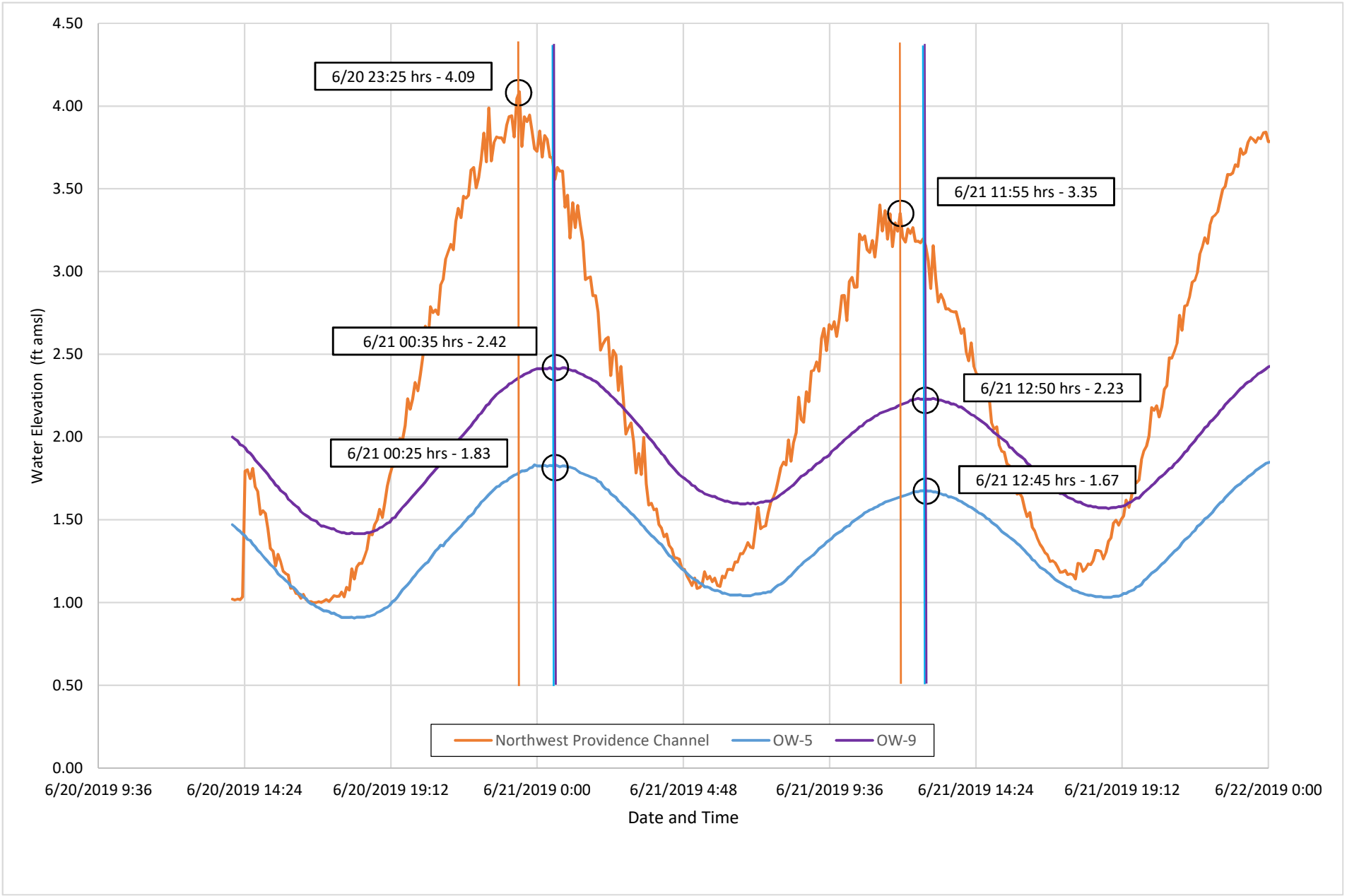

GRAPH 9
HYDROGRAPHS, TIDAL LAG TIMES, AND AMPLITUDES - 6/20-21/2019
NORTHWEST PROVIDENCE CHANNEL, OW-2, AND OW-13
CARNIVAL GRAND PORT
GRAND BAHAMA, BAHAMA ISLANDS

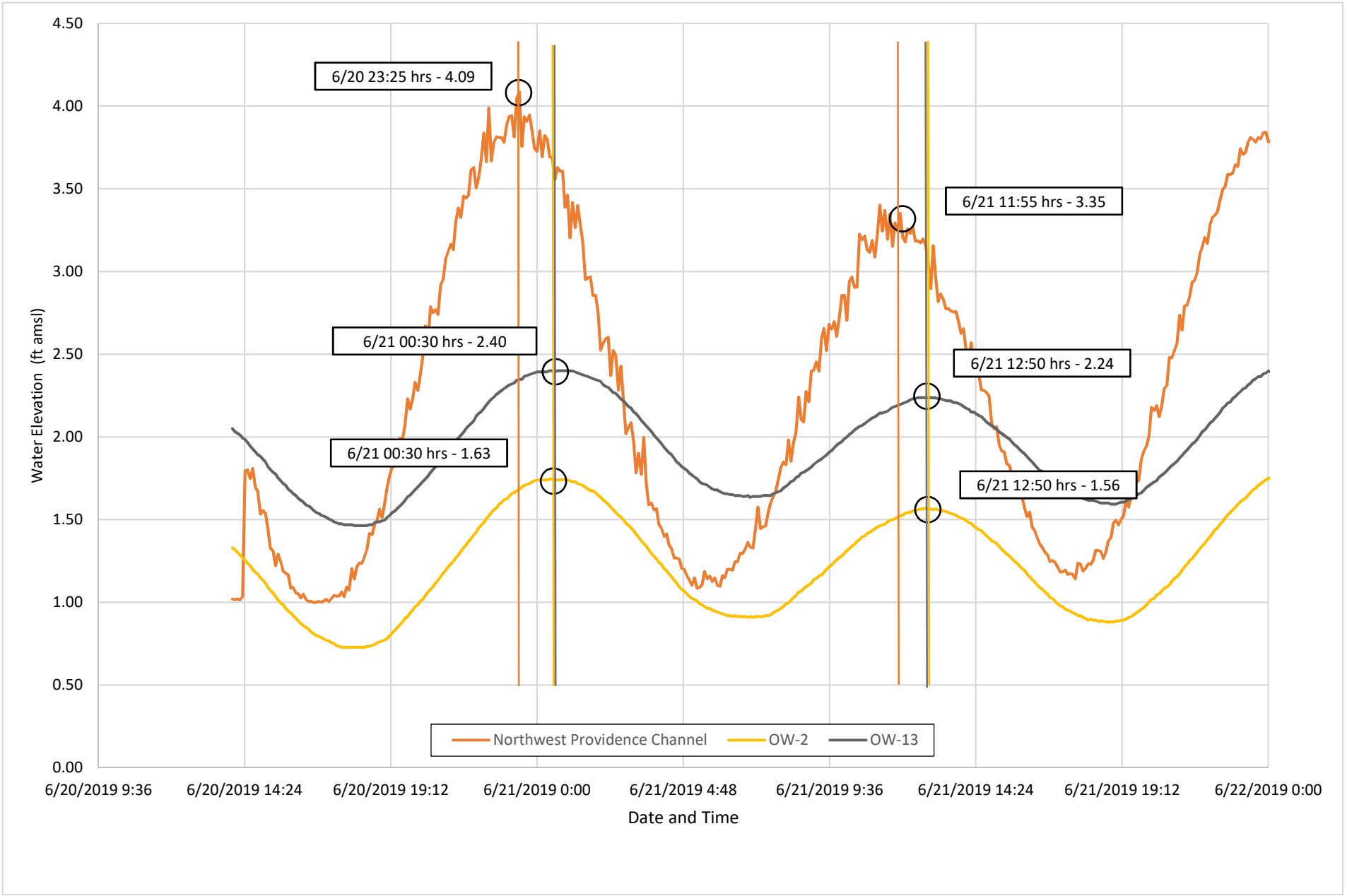

GRAPH 10
HYDROGRAPHS, TIDAL LAG TIMES, AND AMPLITUDES - 6/25/2019
NORTHWEST PROVIDENCE CHANNEL, OW-5, AND OW-9
CARNIVAL GRAND PORT
GRAND BAHAMA, BAHAMA ISLANDS

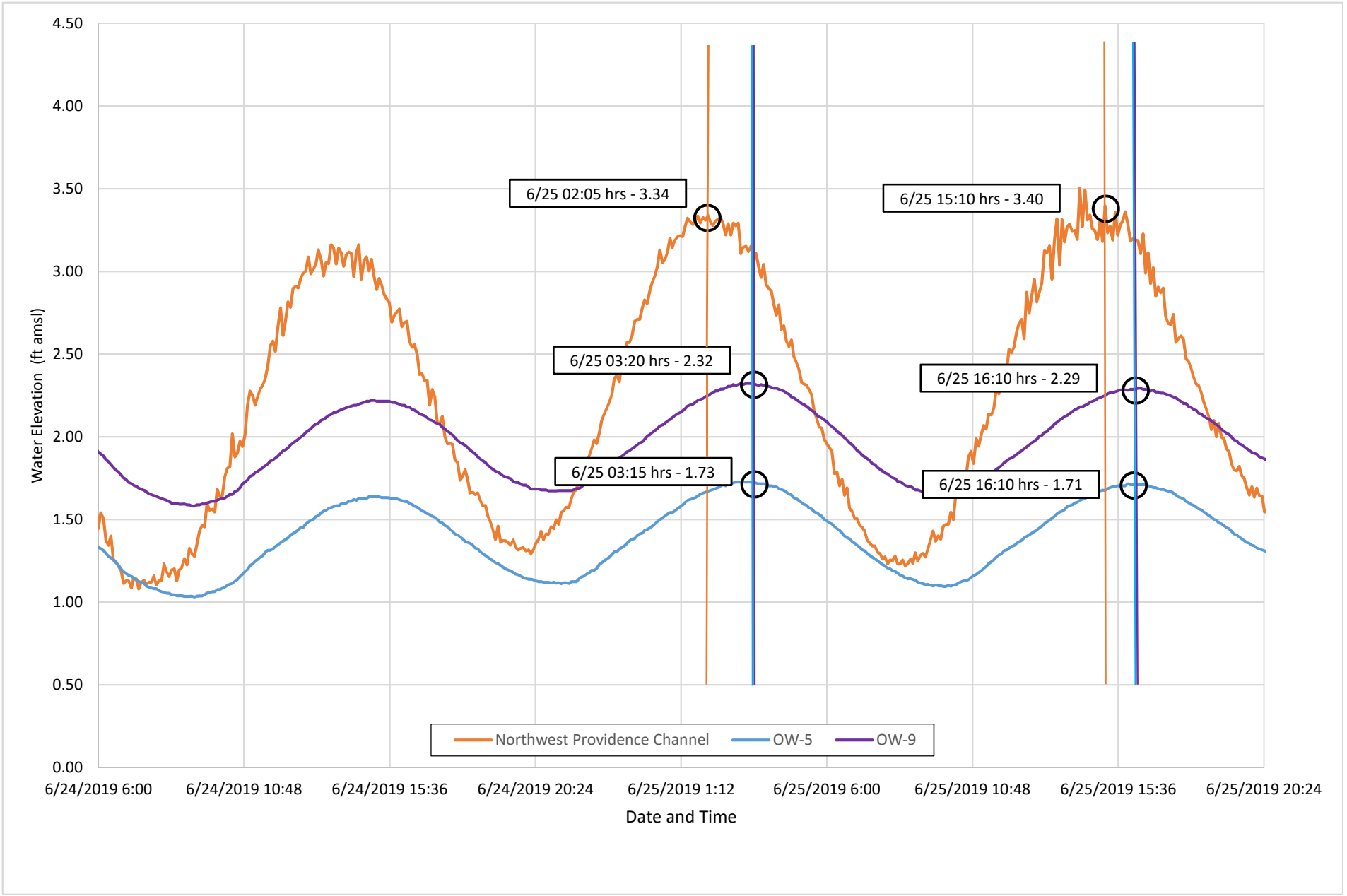

GRAPH 11
HYDROGRAPHS, TIDAL LAG TIMES, AND AMPLITUDES - 6/25/2019
NORTHWEST PROVIDENCE CHANNEL, OW-2, AND OW-13
CARNIVAL GRAND PORT
GRAND BAHAMA, BAHAMA ISLANDS

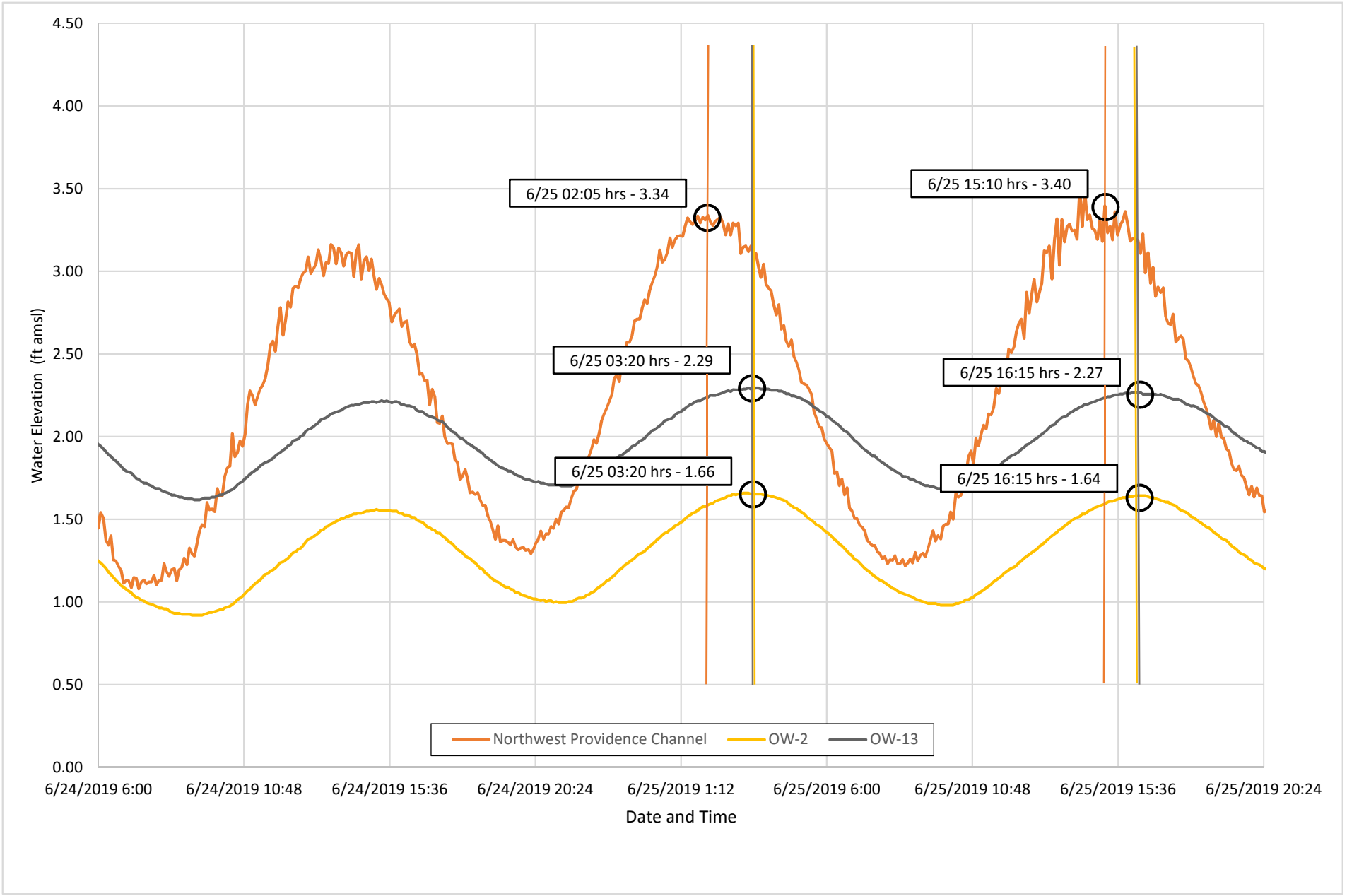

FIGURES

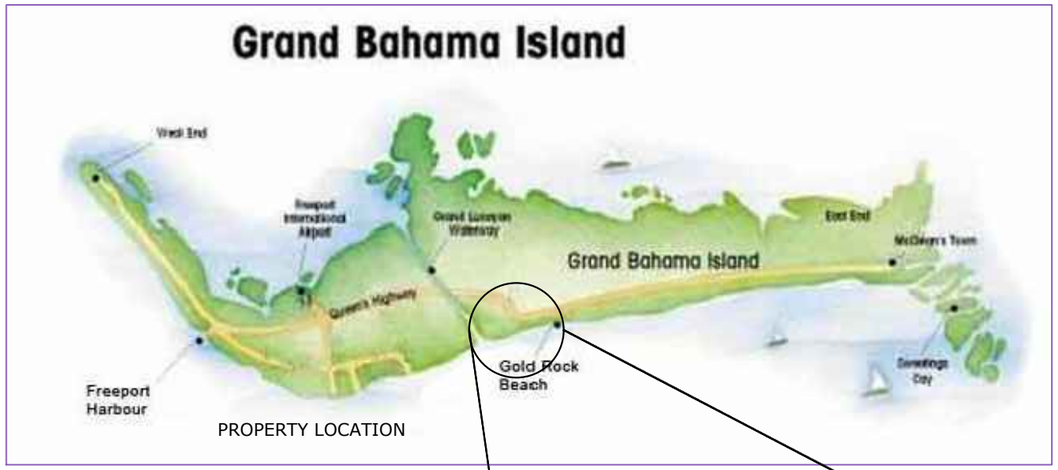

PROPERTY LOCATION

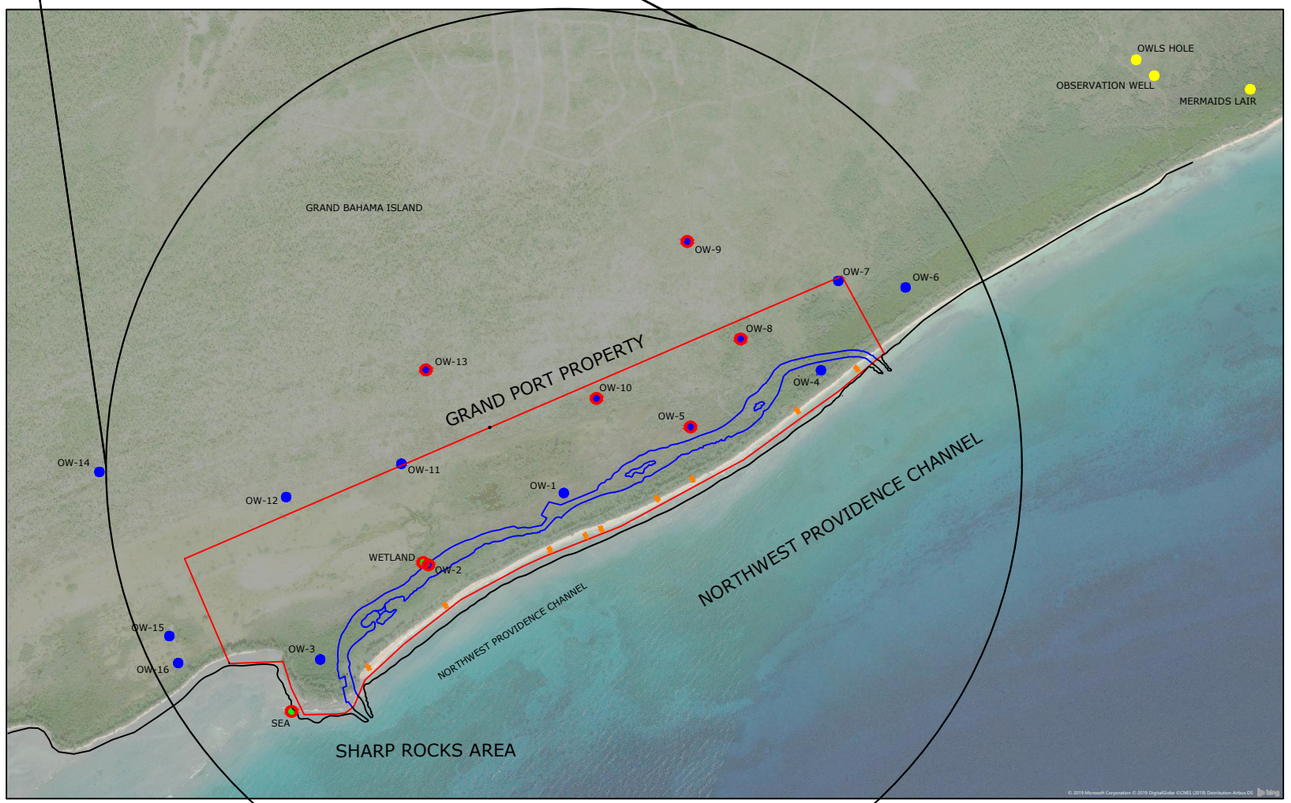

N

MAP NOT TO SCALE

LEGEND

OW-9 - OBSERVATION WELL

WETLAND - SURFACE WATER SURVEY ROD

- PROPERTY LINE

- PROPOSED CANAL LOCATION

FIGURE 1

SITE AND PROJECT LOCATION MAP
SHOWING GRAND BAHAMA ISLAND
AND GRAND PORT PROPERTY

CARNIVAL GRAND PORT
GRAND BAHAMA ISLAND - SHARP ROCKS POINT
COMMONWEALTH OF THE BAHAMAS

R.C. MINNING & ASSOCIATES, INC.

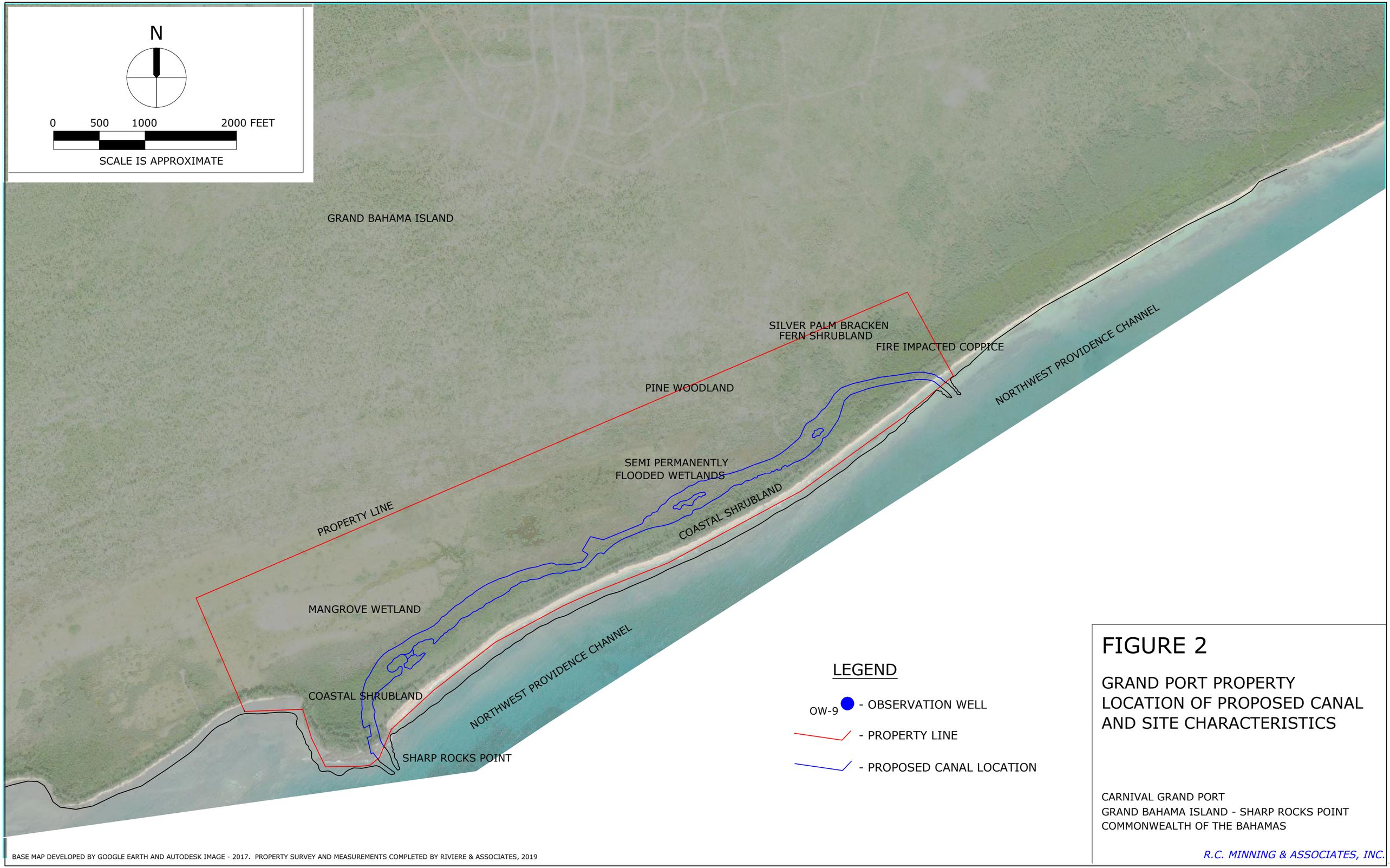

FIGURE 2

GRAND PORT PROPERTY LOCATION OF PROPOSED CANAL AND SITE CHARACTERISTICS

CARNIVAL GRAND PORT
GRAND BAHAMA ISLAND - SHARP ROCKS POINT
COMMONWEALTH OF THE BAHAMAS

R.C. MINNING & ASSOCIATES, INC.

BASE MAP DEVELOPED BY GOOGLE EARTH AND AUTODESK IMAGE - 2017. PROPERTY SURVEY AND MEASUREMENTS COMPLETED BY RIVIERE & ASSOCIATES, 2019

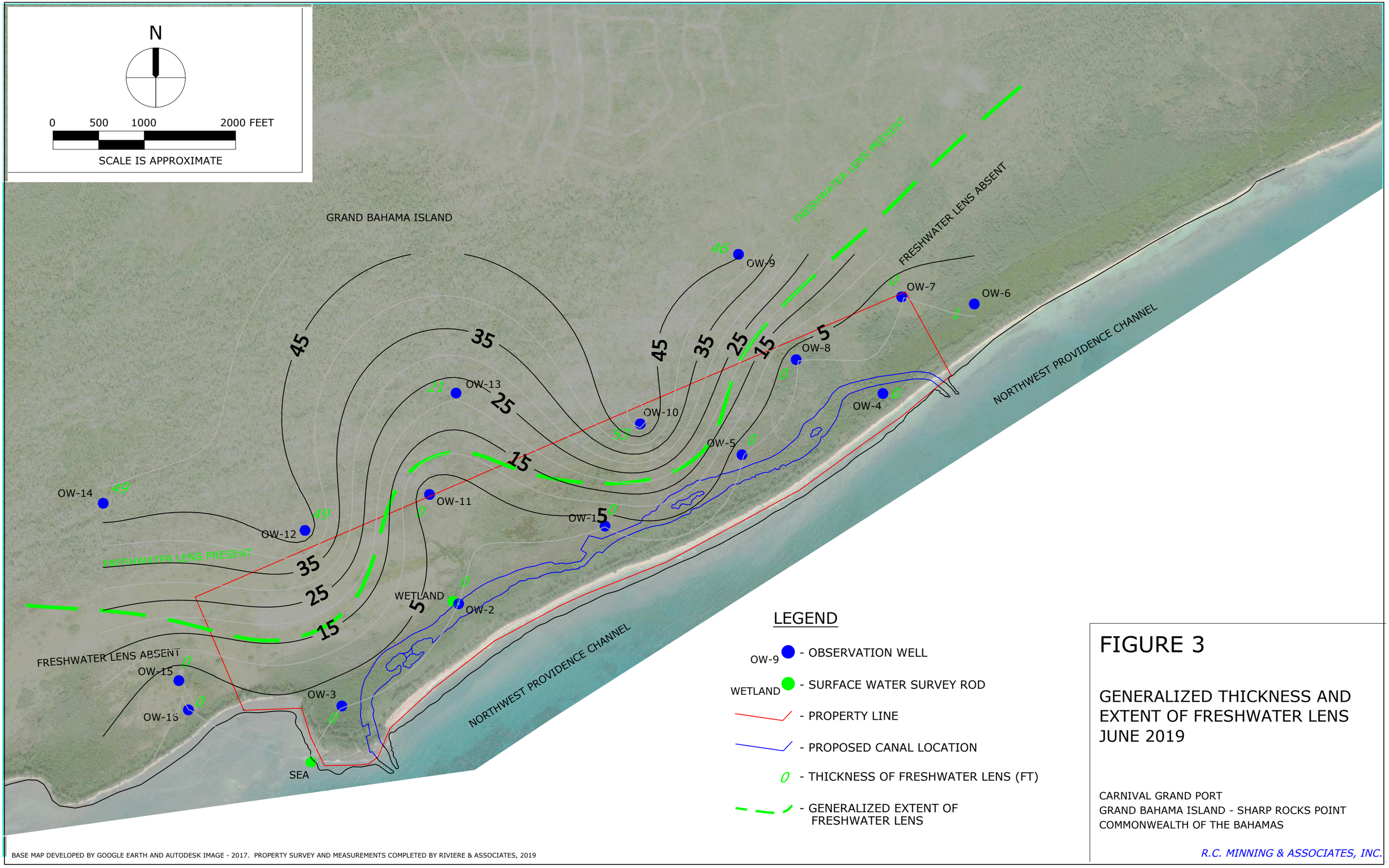

FIGURE 3

GENERALIZED THICKNESS AND EXTENT OF FRESHWATER LENS JUNE 2019

CARNIVAL GRAND PORT
GRAND BAHAMA ISLAND - SHARP ROCKS POINT
COMMONWEALTH OF THE BAHAMAS

R.C. MINNING & ASSOCIATES, INC.

BASE MAP DEVELOPED BY GOOGLE EARTH AND AUTODESK IMAGE - 2017. PROPERTY SURVEY AND MEASUREMENTS COMPLETED BY RIVIERE & ASSOCIATES, 2019

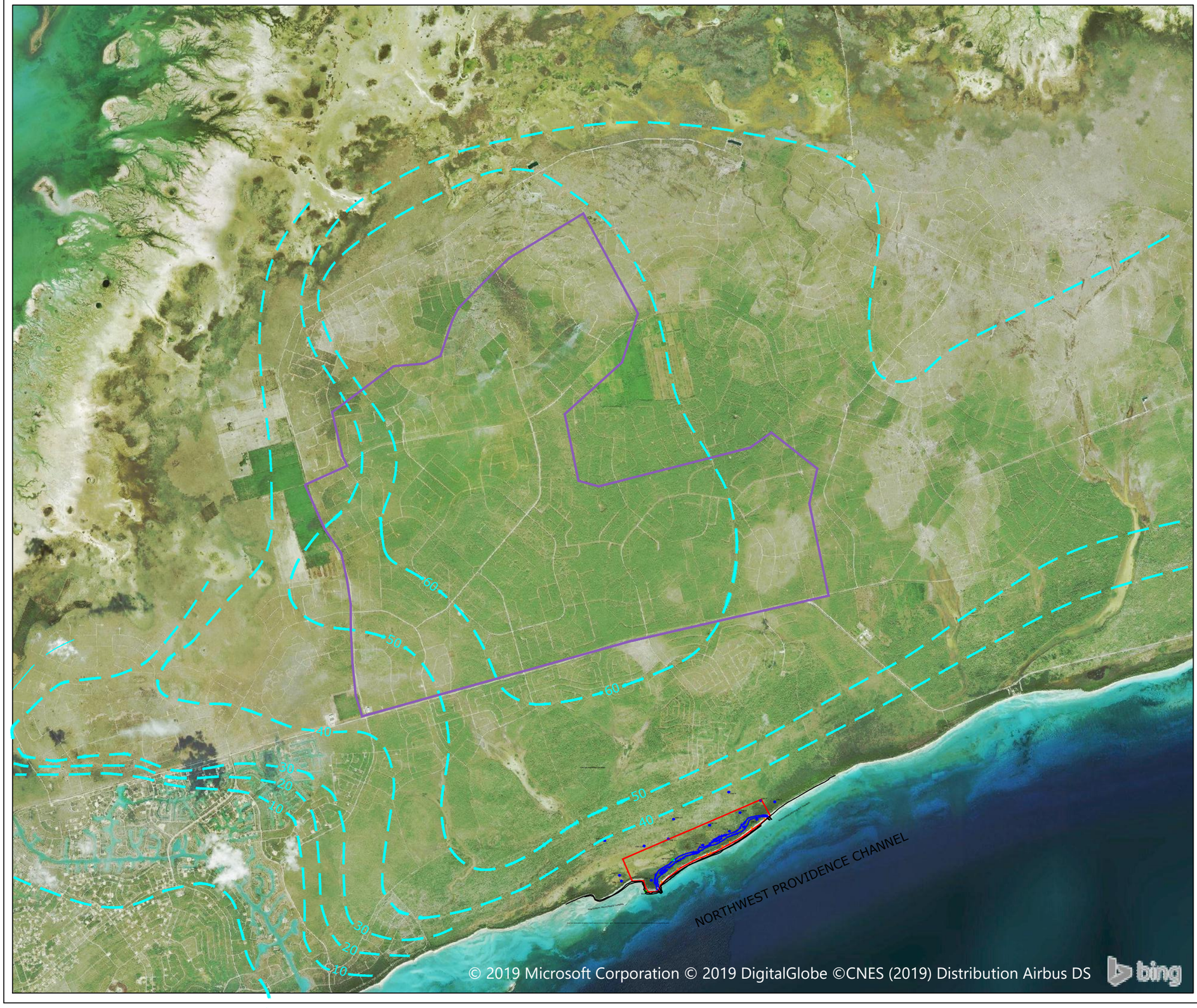

N

0 3000 6000 12000 FEET

SCALE IS APPROXIMATE

LEGEND

OW-9 - OBSERVATION WELL

WETLAND - SURFACE WATER SURVEY ROD

- PROPERTY LINE

- PROPOSED CANAL LOCATION

- GENERALIZED THICKNESS OF FRESHWATER LENS - BAHAMAS GOVT 1974

- GENERALIZED OUTLINE OF W-6 WELLFIELD PUMPING AREA

FIGURE 4

GENERALIZED THICKNESS AND
EXTENT OF FRESHWATER LENS-1974

CARNIVAL GRAND PORT
GRAND BAHAMA ISLAND - SHARP ROCKS POINT
COMMONWEALTH OF THE BAHAMAS

R.C. MINNING & ASSOCIATES, INC.



GENERALIZED FRESHWATER LENS ISOCONTOURS

APPROXIMATE GRAND PORT PROPERTY AREA

FROM GROUNDWATER AND LAND OWNERSHIP - MAP 1B, 1974
BRITISH GOVERNMENT - MINISTRY OF OVERSEAS DEVELOPMENT

N

0 3000 6000 12000 FEET

SCALE IS APPROXIMATE

LEGEND

- DASHED LINES REPRESENT GENERALIZED FRESHWATER LENS LOCATION AND THICKNESS - 1974

FIGURE 5

FRESHWATER LENS THICKNESS

FROM "GROUNDWATER AND LAND OWNERSHIP - 1974"

CARNIVAL GRAND PORT
GRAND BAHAMA ISLAND - SHARP ROCKS POINT
COMMONWEALTH OF THE BAHAMAS

R.C. MINNING & ASSOCIATES, INC.

N

0 500 1000 2000 FEET

SCALE IS APPROXIMATE

GRAND BAHAMA ISLAND

OWLS HOLE

OBSERVATION WELL

MERMAIDS LAIR

OW-9

OW-7

OW-6

OW-8

OW-13

OW-10

OW-4

EAST

NORTHWEST PROVIDENCE CHANNEL

OW-5

OW-14

OW-11

OW-1

OW-12

WETLAND 2

CENTER

WETLAND

OW-2

WETLAND 1

NORTHWEST PROVIDENCE CHANNEL

OW-15

OW-3

OW-16

SHARP ROCKS

SEA

LEGEND

OW-9 - OBSERVATION WELL

WETLAND - SURFACE WATER SURVEY ROD

- PROPERTY LINE

- PROPOSED CANAL LOCATION

EAST - SURFACE WATER SAMPLE LOCATIONS

OWLS HOLE - NEARBY FEATURES

FIGURE 6

OBSERVATION WELLS, SURFACE WATER SAMPLING LOCATIONS, AND NEARBY FEATURES

CARNIVAL GRAND PORT
GRAND BAHAMA ISLAND - SHARP ROCKS POINT
COMMONWEALTH OF THE BAHAMAS

R.C. MINNING & ASSOCIATES, INC.

BASE MAP DEVELOPED BY GOOGLE EARTH AND AUTODESK IMAGE - 2017. PROPERTY SURVEY AND MEASUREMENTS COMPLETED BY RIVIERE & ASSOCIATES, 2019

N

0 500 1000 2000 FEET

SCALE IS APPROXIMATE

GRAND BAHAMA ISLAND

OWLS HOLE

OBSERVATION WELL

MERMAIDS LAIR

OW-9

OW-7

OW-6

OW-8

OW-13

OW-10

OW-4

OW-5

OW-14

OW-11

OW-1

OW-12

WETLAND

OW-2

OW-15

OW-3

OW-16

SEA

NORTHWEST PROVIDENCE CHANNEL

NORTHWEST PROVIDENCE CHANNEL

LEGEND

OW-9 - OBSERVATION WELL

WETLAND - SURFACE WATER SURVEY ROD

- PROPERTY LINE

- PROPOSED CANAL LOCATION

- DATA LOGGER LOCATIONS

FIGURE 7

LOCATION OF DATA LOGGERS USED IN HYDROGEOLOGIC STUDY

CARNIVAL GRAND PORT
GRAND BAHAMA ISLAND - SHARP ROCKS POINT
COMMONWEALTH OF THE BAHAMAS

R.C. MINNING & ASSOCIATES, INC.

BASE MAP DEVELOPED BY GOOGLE EARTH AND AUTODESK IMAGE - 2017. PROPERTY SURVEY AND MEASUREMENTS COMPLETED BY RIVIERE & ASSOCIATES, 2019

N

0 500 1000 2000 FEET

SCALE IS APPROXIMATE

GRAND BAHAMA ISLAND

NORTHWEST PROVIDENCE CHANNEL

NORTHWEST PROVIDENCE CHANNEL

2.5

2.25

2.0

OW-9 2.49

OW-7 NM

OW-6 NM

OW-8 2.18

OW-13 2.44

OW-10 2.30

OW-4 NM

OW-5 1.89

OW-14 NM

OW-11 NM

OW-12 NM

OW-1 NM

WETLAND NM

OW-2 1.83

OW-15 NM

OW-16 NM

OW-3 NM

SEA

LEGEND

OW-9 - OBSERVATION WELL

WETLAND - SURFACE WATER SURVEY ROD

- PROPERTY LINE

- PROPOSED CANAL LOCATION

1.25 OW-9 - POTENTIOMETRIC ELEVATION (FT)

- POTENTIOMETRIC CONTOUR

NM OW-9 - WATER LEVEL NOT MEASURED

BASE MAP DEVELOPED BY GOOGLE EARTH AND AUTODESK IMAGE - 2017. PROPERTY SURVEY AND MEASUREMENTS COMPLETED BY RIVIERE & ASSOCIATES, 2019

FIGURE 8

GENERALIZED POTENTIOMETRIC SURFACE MAP - HIGH TIDE PERIOD DURING LOGGER TESTS

CARNIVAL GRAND PORT
GRAND BAHAMA ISLAND - SHARP ROCKS POINT
COMMONWEALTH OF THE BAHAMAS

R.C. MINNING & ASSOCIATES, INC.

N

0 500 1000 2000 FEET

SCALE IS APPROXIMATE

GRAND BAHAMA ISLAND

1.75

1.72 OW-9

NM OW-7

NM OW-6

1.5

OW-8 1.38

OW-13 1.74

OW-10 1.53

1.25

NM OW-4

1.15 OW-5

NM OW-14

NM OW-11

NM OW-12

NM OW-1

WETLAND NM 1.03 OW-2

NM OW-15

NM OW-16

OW-3 NM

SEA

NORTHWEST PROVIDENCE CHANNEL

NORTHWEST PROVIDENCE CHANNEL

LEGEND

OW-9 - OBSERVATION WELL

WETLAND - SURFACE WATER SURVEY ROD

- PROPERTY LINE

- PROPOSED CANAL LOCATION

1.25 OW-9 - POTENTIOMETRIC ELEVATION (FT)

- POTENTIOMETRIC CONTOUR

NM OW-9 - WATER LEVEL NOT MEASURED

FIGURE 9

GENERALIZED POTENTIOMETRIC SURFACE MAP - LOW TIDE PERIOD DURING LOGGER TESTS

CARNIVAL GRAND PORT
GRAND BAHAMA ISLAND - SHARP ROCKS POINT
COMMONWEALTH OF THE BAHAMAS

R.C. MINNING & ASSOCIATES, INC.

BASE MAP DEVELOPED BY GOOGLE EARTH AND AUTODESK IMAGE - 2017. PROPERTY SURVEY AND MEASUREMENTS COMPLETED BY RIVIERE & ASSOCIATES, 2019

N

0 500 1000 2000 FEET

SCALE IS APPROXIMATE

GRAND BAHAMA ISLAND

NORTHWEST PROVIDENCE CHANNEL

NORTHWEST PROVIDENCE CHANNEL

OW-9 1.39

OW-7 1.03

OW-6 0.93

1.0

OW-8 1.97

OW-13 1.27

OW-10 1.14

OW-4 0.81

OW-5 0.83

OW-14 NM

OW-11 1.15

OW-12 1.26

OW-1 0.81

1.0

WETLAND NM

OW-2 0.63

OW-15 NM

0.5

OW-3 0.18

OW-16 NM

SEA

LEGEND

OW-9 - OBSERVATION WELL

WETLAND - SURFACE WATER SURVEY ROD

- PROPERTY LINE

- PROPOSED CANAL LOCATION

1.25 OW-9 - POTENTIOMETRIC ELEVATION (FT)

- POTENTIOMETRIC CONTOUR

NM OW-9 - WATER LEVEL NOT MEASURED

FIGURE 10

GENERALIZED POTENTIOMETRIC SURFACE - SEPTEMBER 29, 2019

CARNIVAL GRAND PORT
GRAND BAHAMA ISLAND - SHARP ROCKS POINT
COMMONWEALTH OF THE BAHAMAS

R.C. MINNING & ASSOCIATES, INC.

BASE MAP DEVELOPED BY GOOGLE EARTH AND AUTODESK IMAGE - 2017. PROPERTY SURVEY AND MEASUREMENTS COMPLETED BY RIVIERE & ASSOCIATES, 2019

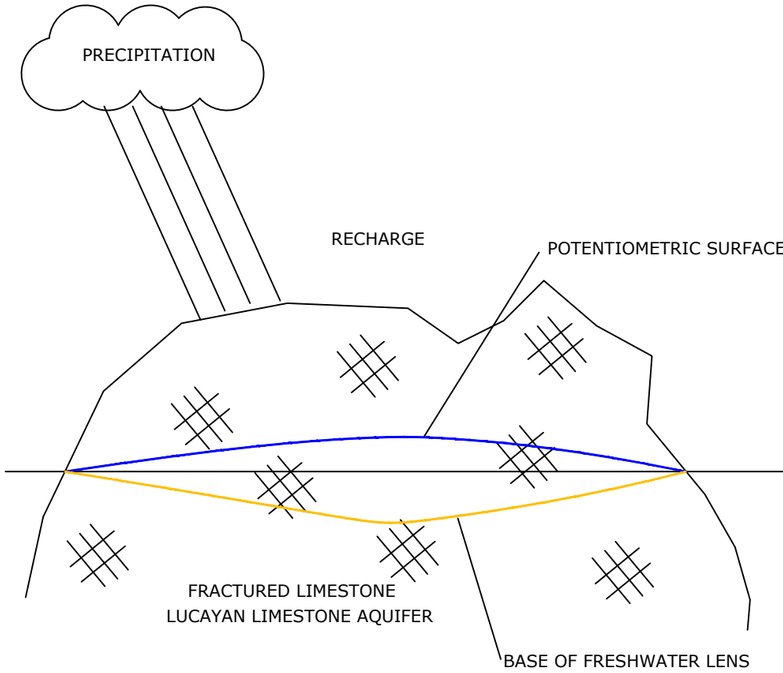

GRAND BAHAMA

FRACTURED LIMESTONE AQUIFER (LLA) BOUNDED BY SEAWATER
HYDRAULIC PROPERTIES VARY MOSTLY WITH DEPTH
ONLY FRESHWATER SOURCE IS RECHARGE FROM PRECIPITATION
POTENTIOMETRIC SURFACE PRESENT FLOWING TO OCEAN
FRESHWATER LENS DEVELOPED UNDER ISLAND
SOME FRESHWATER WITHDRAWL FROM GBWU WELLS

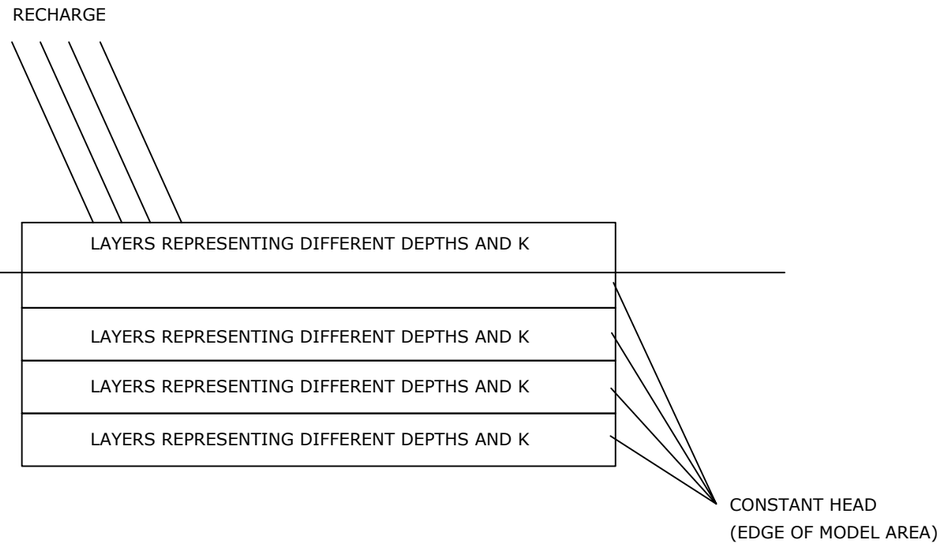

CONCEPTUAL MODEL

MODEL DOMAIN BOUNDED BY CONSTANT HEAD AND CONCENTRATION
HYDRAULIC PROPERTIES VARIED WITH DEPTH (LAYERS)
SIMULATED FRESHWATER RECHARGE IN TOP LAYER
SIMULATE POTENTIOMETRIC SURFACE FLOWING TO OCEAN
SIMULATE FRESHWATER LENS IN MODEL LAYERS
SIMULATE FRESHWATER WITHDRAWL FROM AREA

FIGURE 11

HYDROGEOLOGIC MODEL CONCEPTUAL MODEL AND SITE CHARACTERISTICS

CARNIVAL GRAND PORT
GRAND BAHAMA ISLAND - SHARP ROCKS POINT
COMMONWEALTH OF THE BAHAMAS

R.C. MINNING & ASSOCIATES, INC.

NO FLOW CELLS (BLACK)

CONSTANT HEAD BOUNDARY REPRESENTING TIDAL FLAT AREA (BLUE)
(HEAD VALUE 2 FEET AMSL, CONCENTRATION 17.5 PPT)

MODEL DOMAIN

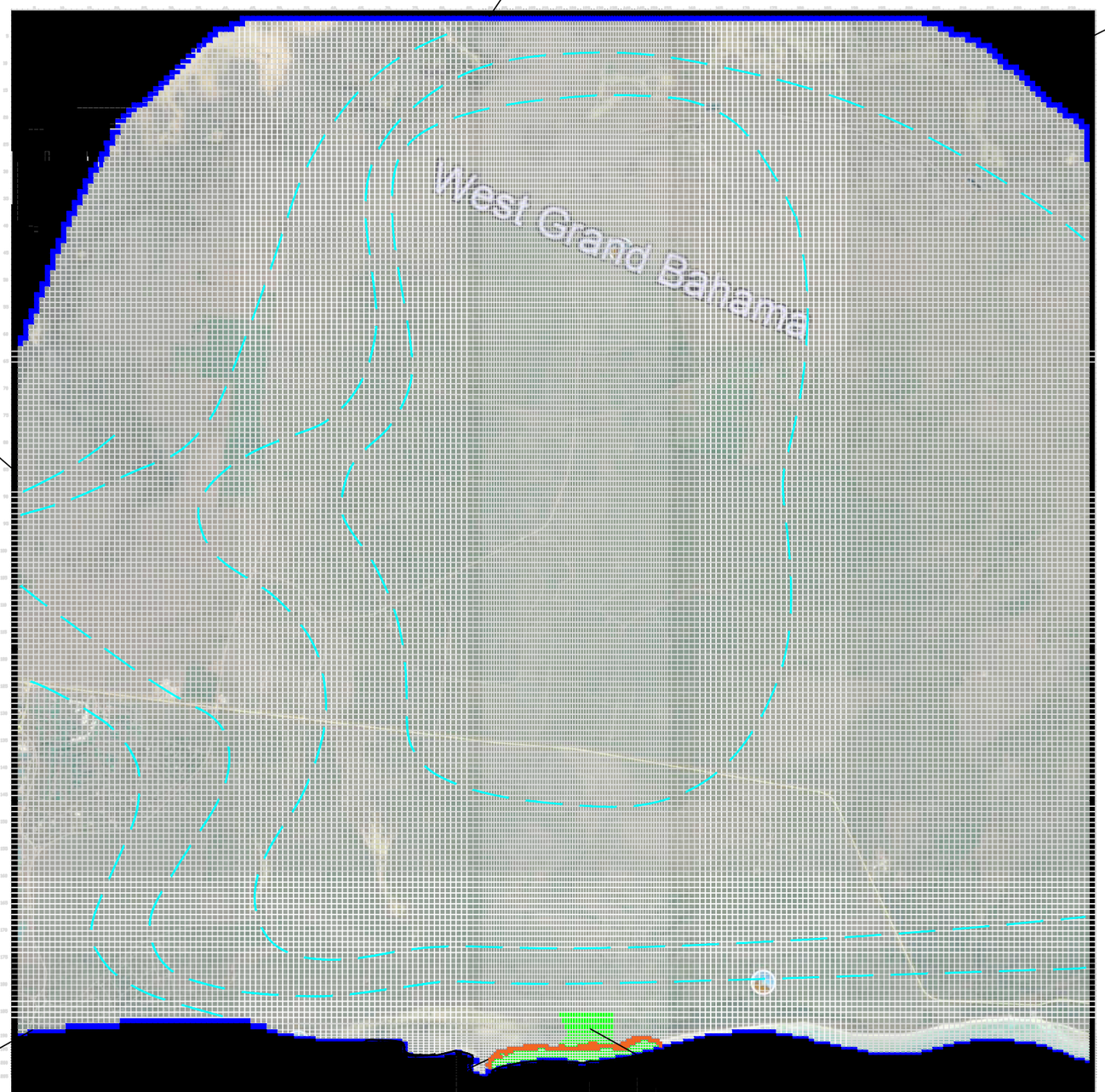

MODEL DOMAIN

CONSTANT HEAD BOUNDARY REPRESENTING NPC (BLUE)
(HEAD VALUE 0 FEET AMSL, CONCENTRATION 35 PPT)

CONSTANT HEAD BOUNDARY REPRESENTING CANAL (ORANGE)
(HEAD VALUE 0 FEET AMSL, CONCENTRATION 35 PPT)

RECHARGE CELL REPRESENTING SPOILS (GREEN)
(RECHARGE RATE 0.5", CONCENTRATION 35 PPT)

NO FLOW CELLS (BLACK)

N

0 3000 6000 12000 FEET

SCALE IS APPROXIMATE

LEGEND

- GENERALIZED THICKNESS OF FRESHWATER LENS - BAHAMAS GOVT 1974
- MODEL NO FLOW CELLS
- MODEL CONSTANT HEAD/CONCENTRATION CELLS
- MODEL CELLS REPRESENTING CANAL
- MODEL CELLS REPRESENTING SPOILS AREA

FIGURE 12

MODEL GRID AND INPUT
MODFLOW AND SEAWAT SIMULATIONS

CARNIVAL GRAND PORT
GRAND BAHAMA ISLAND - SHARP ROCKS POINT
COMMONWEALTH OF THE BAHAMAS

R.C. MINNING & ASSOCIATES, INC.



N

0 3000 6000 12000 FEET

SCALE IS APPROXIMATE

LEGEND

- GENERALIZED THICKNESS OF FRESHWATER LENS - BAHAMAS GOVT 1974
- MODEL NO FLOW CELLS
- MODEL CONSTANT HEAD/CONCENTRATION CELLS
- MODEL CELLS REPRESENTING CANAL
- MODEL CELLS REPRESENTING SPOILS AREA

FIGURE 13

MODEL GRID AND INPUT
MODFLOW AND SEAWAT SIMULATIONS
INSET-GRAND PORT PROPERTY AREA

CARNIVAL GRAND PORT
GRAND BAHAMA ISLAND - SHARP ROCKS POINT
COMMONWEALTH OF THE BAHAMAS

R.C. MINNING & ASSOCIATES, INC.

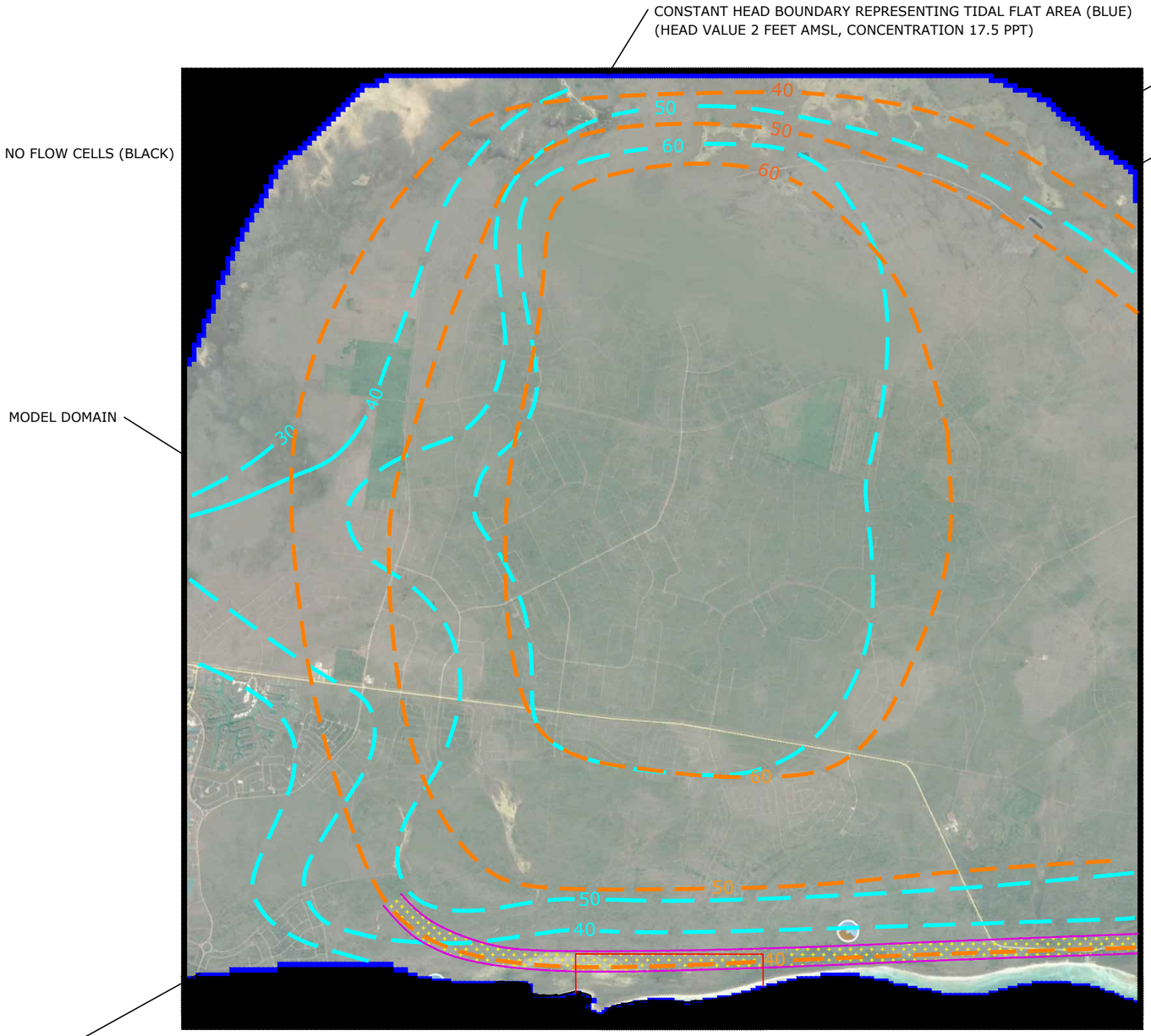

N

0 3000 6000 12000 FEET

SCALE IS APPROXIMATE

LEGEND

- GENERALIZED THICKNESS OF FRESHWATER LENS - BAHAMAS GOVT 1974
- SIMULATED FRESHWATER LENS CONTOURS
- FRESHWATER LENS "TRANSITION ZONE"
- MODEL NO FLOW CELLS
- MODEL CONSTANT HEAD/CONCENTRATION CELLS
- APPROXIMATE PROPERTY LINE

FIGURE 14

MODEL OUTPUT
BASE SCENARIO - COMPARISON TO
1974 FRESHWATER LENS

CARNIVAL GRAND PORT
GRAND BAHAMA ISLAND - SHARP ROCKS POINT
COMMONWEALTH OF THE BAHAMAS

R.C. MINNING & ASSOCIATES, INC.

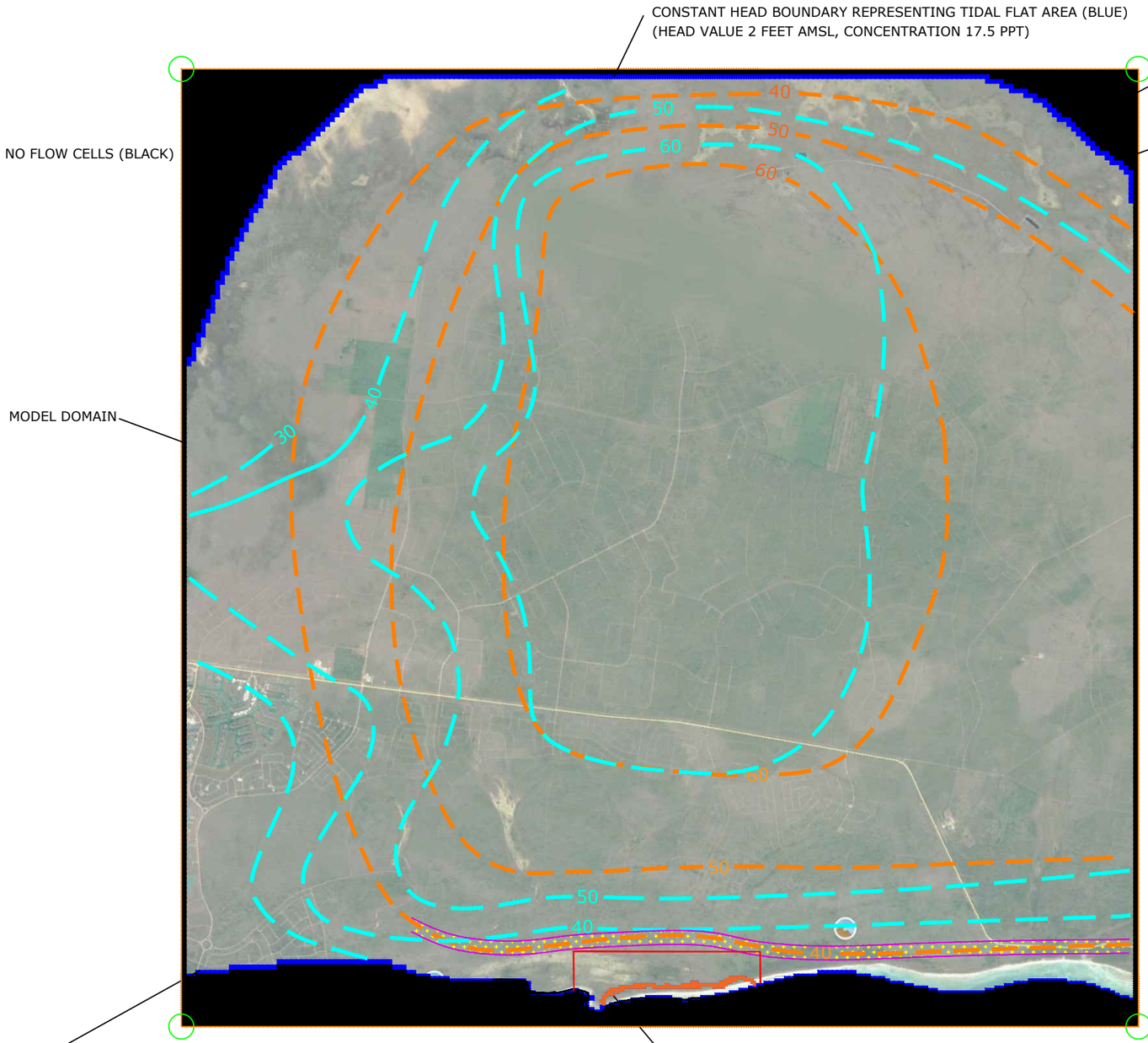

N

0 3000 6000 12000 FEET

SCALE IS APPROXIMATE

LEGEND

- GENERALIZED THICKNESS OF FRESHWATER LENS - BAHAMAS GOVT 1974
- SIMULATED FRESHWATER LENS CONTOURS
- FRESHWATER LENS "TRANSITION ZONE"
- MODEL NO FLOW CELLS
- MODEL CONSTANT HEAD/CONCENTRATION CELLS
- MODEL CELL REPRESENTING CANAL
- APPROXIMATE PROPERTY LINE

FIGURE 15

MODEL OUTPUT
PREDICTIVE SCENARIO 1
CANAL CONSTRUCTION

CARNIVAL GRAND PORT
GRAND BAHAMA ISLAND - SHARP ROCKS POINT
COMMONWEALTH OF THE BAHAMAS

R.C. MINNING & ASSOCIATES, INC.

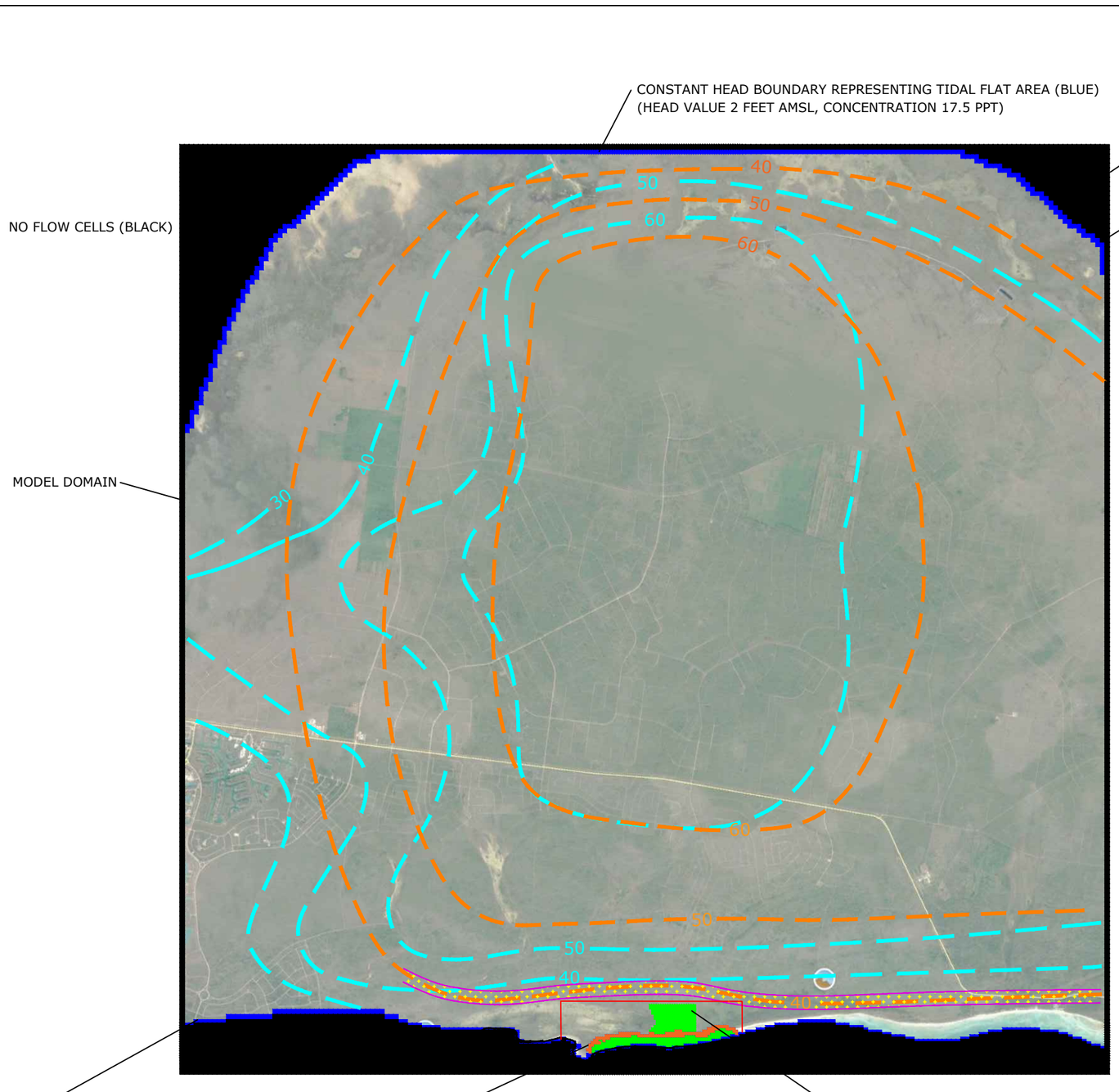

N

0 3000 6000 12000 FEET

SCALE IS APPROXIMATE

LEGEND

- GENERALIZED THICKNESS OF FRESHWATER LENS - BAHAMAS GOVT 1974
- SIMULATED FRESHWATER LENS CONTOURS
- FRESHWATER LENS "TRANSITION ZONE"
- MODEL NO FLOW CELLS
- MODEL CONSTANT HEAD/CONCENTRATION CELLS
- MODEL CELL REPRESENTING CANAL
- MODEL CELL REPRESENTING SPOILS AREA
- APPROXIMATE PROPERTY LINE

FIGURE 16

MODEL OUTPUT
PREDICTIVE SCENARIO 2
CANAL CONSTRUCTION AND
DREDGE/SPOILS ACTVITIES

CARNIVAL GRAND PORT
GRAND BAHAMA ISLAND - SHARP ROCKS POINT
COMMONWEALTH OF THE BAHAMAS

R.C. MINNING & ASSOCIATES, INC.

APPENDICIES

APPENDIX A
DRILLER'S LOGS AND SALINITY PROFILES

PROJECT:	CARNIVAL GRAND PORT	LOG OF WELL NO:	OW-1
BORING LOCATION:	CARNIVAL BAHAMAS	GROUND SURFACE/TOP OF CASING ELEVATION (MSL):	2.03 / 2.26
DRILLING CONTRACTOR:	BAHAMA SANITARY AND ENGINEERING	DATE STARTED: 6/3/2019	DATE FINISHED: 6/3/2019
DRILLING METHOD:	AIR ROTARY	TOTAL DEPTH (bgs): 48	SCREEN INTERVAL (bgs): 6" OPEN BOREHOLE
DRILLING EQUIPMENT:	MAHEW 1000	NORTHING / EASTING 9650319.41 / 2460675.09	CASING: Diameter/Type 8" Diam. Sch 40 PVC
SAMPLING METHOD:	GRAB	LOGGED BY:	KEITH CHATELAIN / ROBERT MINNING

LITHOLOGY INFORMATION | PRODUCED WATER DURING DRILLING

DEPTH (ft)	PENETRATION TIME	DESCRIPTION	Water Salinity	SALINITY (ppt)	CONDUCTIVITY (uS/cm)	DEPTH (ft)	WELL CONSTRUCTION DETAILS AND/OR DRILLING REMARKS
0		FILL: Fill				0	Casing
5	--		1.5		2,840	5	
10	2:36		1.4		2,747	10	
15	3:57		1.3		2,531	15	
20	2:48		1.4		2,696	20	
25	3:13	LS: Limestone	1.2		2,381	25	Open Borehole
30	2:20		1.6		3,006	30	
35	2:48		1.9		3,644	35	
40	2:18		2.3		4,399	40	
45	2:27		6.6		10,040	45	
--			22.0		33,210		

Brackish

SALINITY (ppt): 10, 20

CONDUCTIVITY (uS/cm): 2,000, 12,000, 22,000, 32,000

PROJECT: CARNIVAL GRAND PORT	LOG OF WELL NO: **OW-2**
BORING LOCATION: CARNIVAL BAHAMAS	GROUND SURFACE/TOP OF CASING ELEVATION (MSL): 1.94 / 2.98
DRILLING CONTRACTOR: BAHAMA SANITARY AND ENGINEERING	DATE STARTED: 6/3/2019 — DATE FINISHED: 6/3/2019
DRILLING METHOD: AIR ROTARY	TOTAL DEPTH (bgs): 47.95 — SCREEN INTERVAL (bgs): 6" OPEN BOREHOLE
DRILLING EQUIPMENT: MAHEW 1000	NORTHING / EASTING: 9649468.80 / 2459071.90 — CASING: Diameter/Type: 8" Diam. Sch 40 PVC
SAMPLING METHOD: GRAB	LOGGED BY: KEITH CHATELAIN / ROBERT MINNING

LITHOLOGY INFORMATION | PRODUCED WATER DURING DRILLING | WELL CONSTRUCTION DETAILS AND/OR DRILLING REMARKS

DEPTH (ft)	PENETRATION TIME	DESCRIPTION	Water Salinity	SALINITY (ppt)	CONDUCTIVITY (uS/cm)
0		FILL — Fill			
5	--	LS — Limestone	ND	0.1	28,300
10	--	SLS — Soft Limestone			25,440
15	2:51	LS — Limestone		6.6	12,160
20	2:21	HLS — Hard Limestone		6.8	12,246
25	2:31	LS — Limestone	Brackish	7.1	12,828
30	2:26			7.0	12,662
35	2:14			9.1	15,906
40	1:54	LS — Limestone		10.8	14,857
45	2:03			12.4	20,510
	0:32			18.0	25,138

SALINITY (ppt): 0, 5, 10, 15

CONDUCTIVITY (uS/cm): 12,000, 17,000, 22,000, 27,000

DEPTH (ft)	WELL CONSTRUCTION DETAILS AND/OR DRILLING REMARKS
0	Casing
10	Soft, no pull down
20	Hard at 20-21'
40	Water cleared up at 42', brackish water at 42-43'
45	Open Borehole

PROJECT:	CARNIVAL GRAND PORT	LOG OF WELL NO:	OW-3
BORING LOCATION:	CARNIVAL BAHAMAS	GROUND SURFACE/TOP OF CASING ELEVATION (MSL):	2.23 / 3.37
DRILLING CONTRACTOR:	BAHAMA SANITARY AND ENGINEERING	DATE STARTED: 6/4/2019	DATE FINISHED: 6/4/2019
DRILLING METHOD:	AIR ROTARY	TOTAL DEPTH (bgs): 35.1	SCREEN INTERVAL (bgs): 6" OPEN BOREHOLE
DRILLING EQUIPMENT:	MAHEW 1000	NORTHING / EASTING 9648349.55 / 2457792.23	CASING: Diameter/Type 8" Diam. Sch 40 PVC
SAMPLING METHOD:	GRAB	LOGGED BY:	KEITH CHATELAIN / ROBERT MINNING

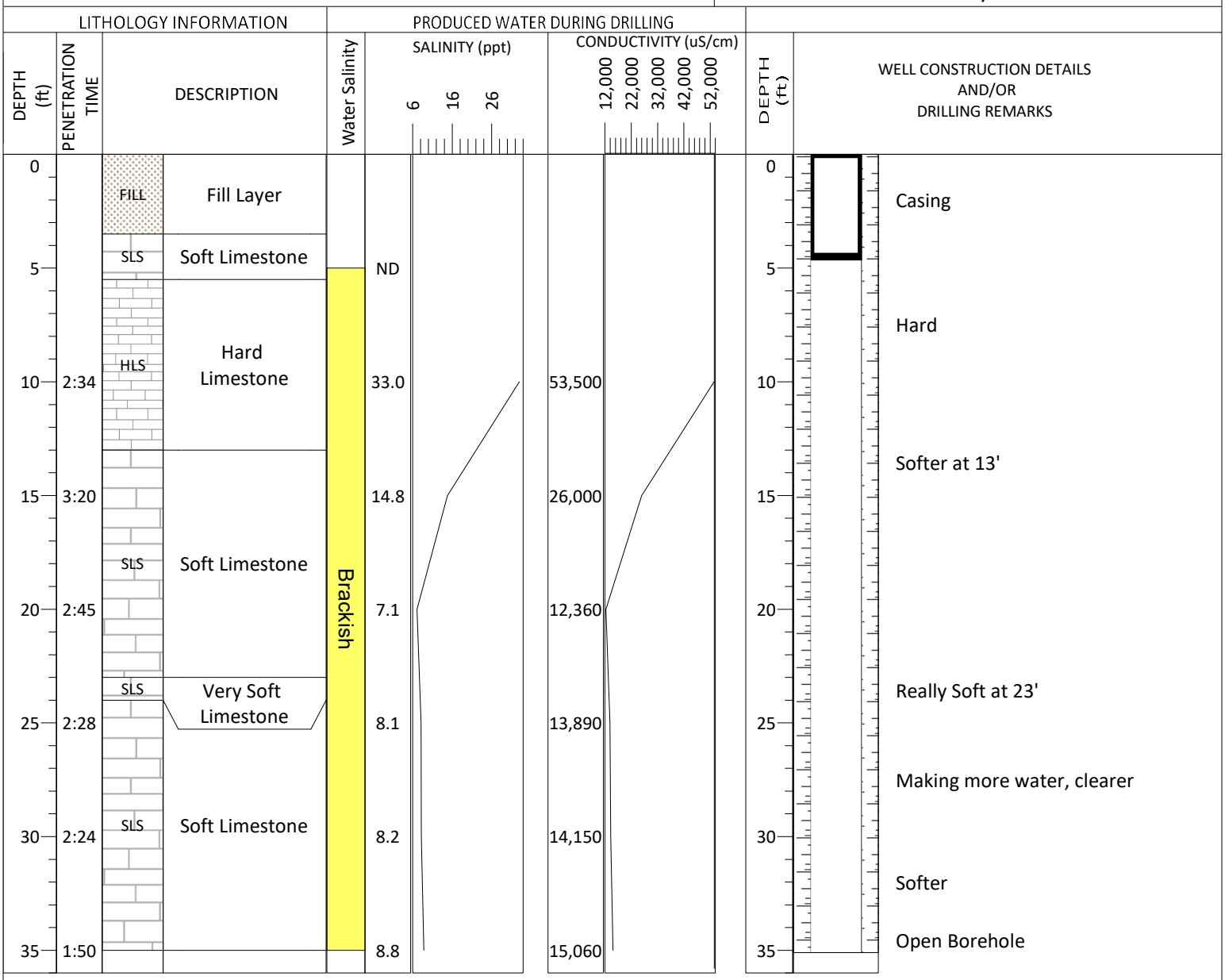

PROJECT: CARNIVAL GRAND PORT	LOG OF WELL NO: **OW-4**
BORING LOCATION: CARNIVAL BAHAMAS	GROUND SURFACE/TOP OF CASING ELEVATION (MSL): 6.69 / 7.40
DRILLING CONTRACTOR: BAHAMA SANITARY AND ENGINEERING	DATE STARTED: 6/4/2019 — DATE FINISHED: 6/4/2019
DRILLING METHOD: AIR ROTARY	TOTAL DEPTH (bgs): 56.1 — SCREEN INTERVAL (bgs): 6" OPEN BOREHOLE
DRILLING EQUIPMENT: MAHEW 1000	NORTHING / EASTING: 9651772.08 / 2463718.98 — CASING: Diameter/Type: 8" Diam. Sch 40 PVC
SAMPLING METHOD: GRAB	LOGGED BY: KEITH CHATELAIN / ROBERT MINNING

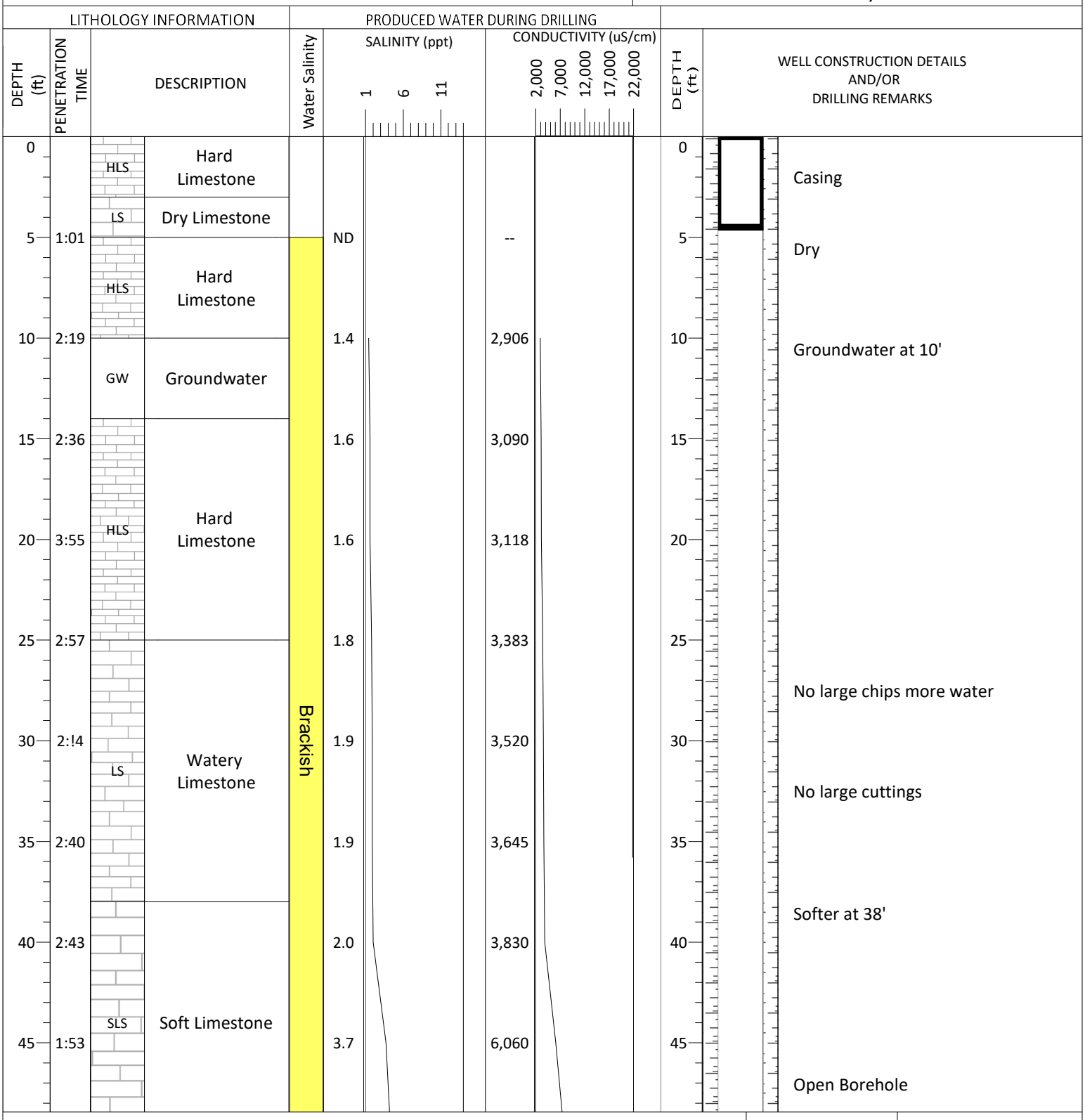

PROJECT:	CARNIVAL GRAND PORT	LOG OF WELL NO:	OW-4
BORING LOCATION:	CARNIVAL BAHAMAS	GROUND SURFACE/TOP OF CASING ELEVATION (MSL):	6.69 / 7.40
DRILLING CONTRACTOR:	BAHAMA SANITARY AND ENGINEERING	DATE STARTED: 6/4/2019	DATE FINISHED: 6/4/2019
DRILLING METHOD:	AIR ROTARY	TOTAL DEPTH (bgs): 56.1	SCREEN INTERVAL (bgs): 6" OPEN BOREHOLE
DRILLING EQUIPMENT:	MAHEW 1000	NORTHING / EASTING 9651772.08 / 2463718.98	CASING: Diameter/Type 8" Diam. Sch 40 PVC
SAMPLING METHOD:	GRAB	LOGGED BY:	KEITH CHATELAIN / ROBERT MINNING

LITHOLOGY INFORMATION | PRODUCED WATER DURING DRILLING

DEPTH (ft)	PENETRATION TIME	DESCRIPTION	Water Salinity	SALINITY (ppt)	CONDUCTIVITY (uS/cm)	DEPTH (ft)	WELL CONSTRUCTION DETAILS AND/OR DRILLING REMARKS
50	2:03	LS Limestone	4.4	1 6 11	2,000 7,000 12,000 17,000 22,000	50	
55	2:51		13.1		7,960 21,620	55	

PROJECT:	CARNIVAL GRAND PORT	LOG OF WELL NO:	OW-5
BORING LOCATION:	CARNIVAL BAHAMAS	GROUND SURFACE/TOP OF CASING ELEVATION (MSL):	1.76 / 2.77
DRILLING CONTRACTOR:	BAHAMA SANITARY AND ENGINEERING	DATE STARTED: 6/5/2019	DATE FINISHED: 6/5/2019
DRILLING METHOD:	AIR ROTARY	TOTAL DEPTH (bgs): 57	SCREEN INTERVAL (bgs): 6" OPEN BOREHOLE
DRILLING EQUIPMENT:	MAHEW 1000	NORTHING / EASTING 9651100.89 / 2462175.39	CASING: Diameter/Type 8" Diam. Sch 40 PVC
SAMPLING METHOD:	GRAB	LOGGED BY:	KEITH CHATELAIN / ROBERT MINNING

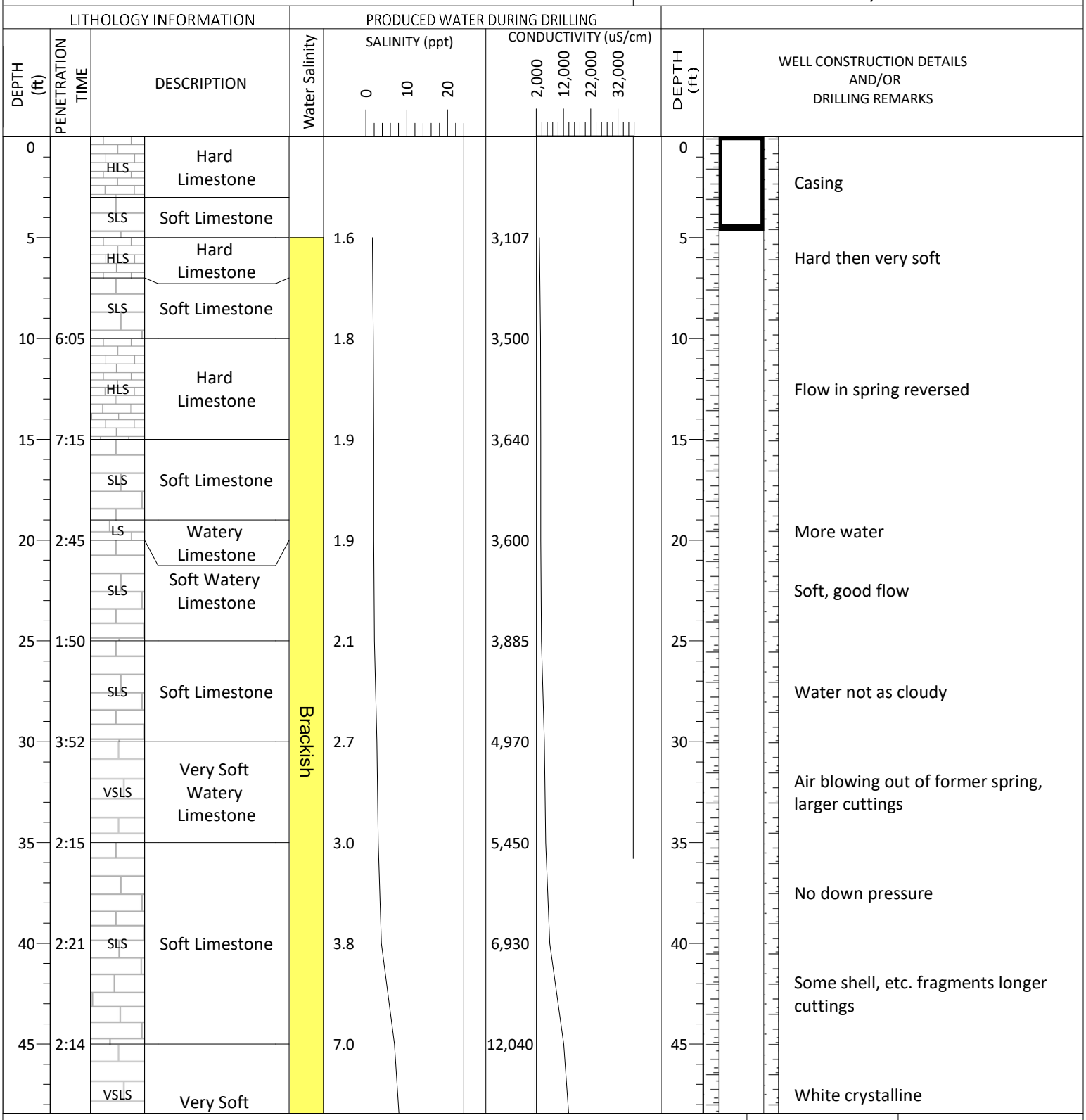

PROJECT:	CARNIVAL GRAND PORT	LOG OF WELL NO:	OW-5
BORING LOCATION:	CARNIVAL BAHAMAS	GROUND SURFACE/TOP OF CASING ELEVATION (MSL):	1.76 / 2.77
DRILLING CONTRACTOR:	BAHAMA SANITARY AND ENGINEERING	DATE STARTED: 6/5/2019	DATE FINISHED: 6/5/2019
DRILLING METHOD:	AIR ROTARY	TOTAL DEPTH (bgs): 57	SCREEN INTERVAL (bgs): 6" OPEN BOREHOLE
DRILLING EQUIPMENT:	MAHEW 1000	NORTHING / EASTING 9651100.89 / 2462175.39	CASING: Diameter/Type 8" Diam. Sch 40 PVC
SAMPLING METHOD:	GRAB	LOGGED BY: KEITH CHATELAIN / ROBERT MINNING	

LITHOLOGY INFORMATION | PRODUCED WATER DURING DRILLING

DEPTH (ft)	PENETRATION TIME	DESCRIPTION	Water Salinity	SALINITY (ppt) 0 10 20	CONDUCTIVITY (uS/cm) 2,000 12,000 22,000 32,000	DEPTH (ft)	WELL CONSTRUCTION DETAILS AND/OR DRILLING REMARKS
50	1:23	Limestone	8.6		14,740	50	Much harder at 51'
		VHLS Very Hard Limestone					Open Borehole
55	13:38		23.6		37,230	55	

PROJECT: CARNIVAL GRAND PORT	LOG OF WELL NO: **OW-6**
BORING LOCATION: CARNIVAL BAHAMAS	GROUND SURFACE/TOP OF CASING ELEVATION (MSL): 14.11 / 15.68
DRILLING CONTRACTOR: BAHAMA SANITARY AND ENGINEERING	DATE STARTED: 6/5/2019 — DATE FINISHED: 6/5/2019
DRILLING METHOD: AIR ROTARY	TOTAL DEPTH (bgs): 73.5 — SCREEN INTERVAL (bgs): 6" OPEN BOREHOLE
DRILLING EQUIPMENT: MAHEW 1000	NORTHING / EASTING 9652752.67 / 2464720.68 — CASING: Diameter/Type 8" Diam. Sch 40 PVC
SAMPLING METHOD: GRAB	LOGGED BY: KEITH CHATELAIN / ROBERT MINNING

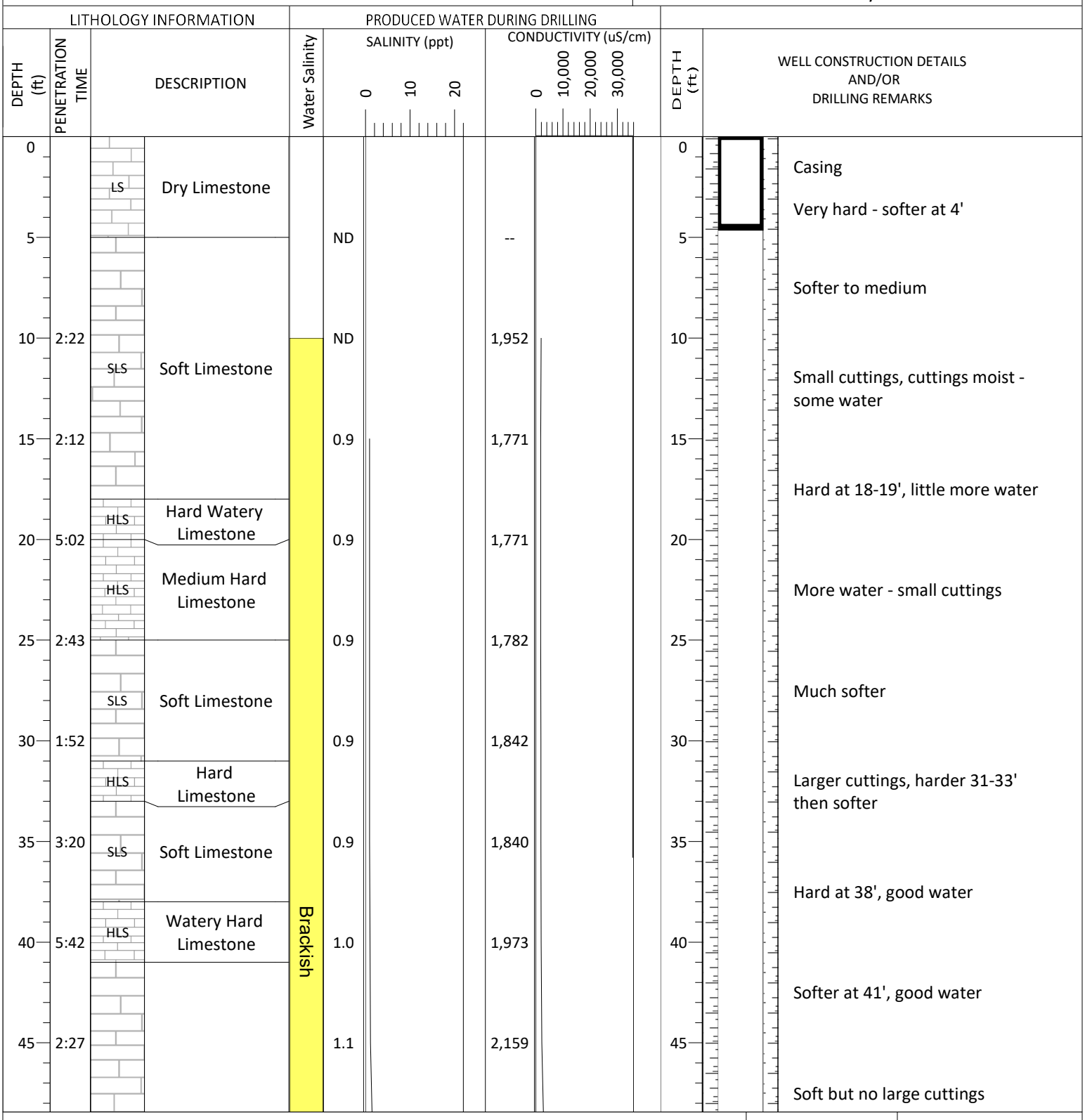

PROJECT:	CARNIVAL GRAND PORT	LOG OF WELL NO:	OW-6
BORING LOCATION:	CARNIVAL BAHAMAS	GROUND SURFACE/TOP OF CASING ELEVATION (MSL):	14.11 / 15.68
DRILLING CONTRACTOR:	BAHAMA SANITARY AND ENGINEERING	DATE STARTED: 6/5/2019	DATE FINISHED: 6/5/2019
DRILLING METHOD:	AIR ROTARY	TOTAL DEPTH (bgs): 73.5	SCREEN INTERVAL (bgs): 6" OPEN BOREHOLE
DRILLING EQUIPMENT:	MAHEW 1000	NORTHING / EASTING 9652752.67 / 2464720.68	CASING: Diameter/Type 8" Diam. Sch 40 PVC
SAMPLING METHOD:	GRAB	LOGGED BY:	KEITH CHATELAIN / ROBERT MINNING

LITHOLOGY INFORMATION | PRODUCED WATER DURING DRILLING

DEPTH (ft)	PENETRATION TIME	DESCRIPTION	Water Salinity	SALINITY (ppt)	CONDUCTIVITY (uS/cm)	DEPTH (ft)	WELL CONSTRUCTION DETAILS AND/OR DRILLING REMARKS
50	2:41	Soft Watery Limestone (SLS)	1.6		3,060	50	Soft - cuttings <1"
55	2:03		1.7		3,321	55	Soft - good water flow
60	2:20		7.0		12,200	60	Harder at 63'
65	5:44	Hard Limestone (HLS)	8.7		14,940	65	Color change at 67' - produced water, iron staining
70	5:23	Hard Watery Limestone (color change) (HLS)	21.8		34,730	70	Open Borehole

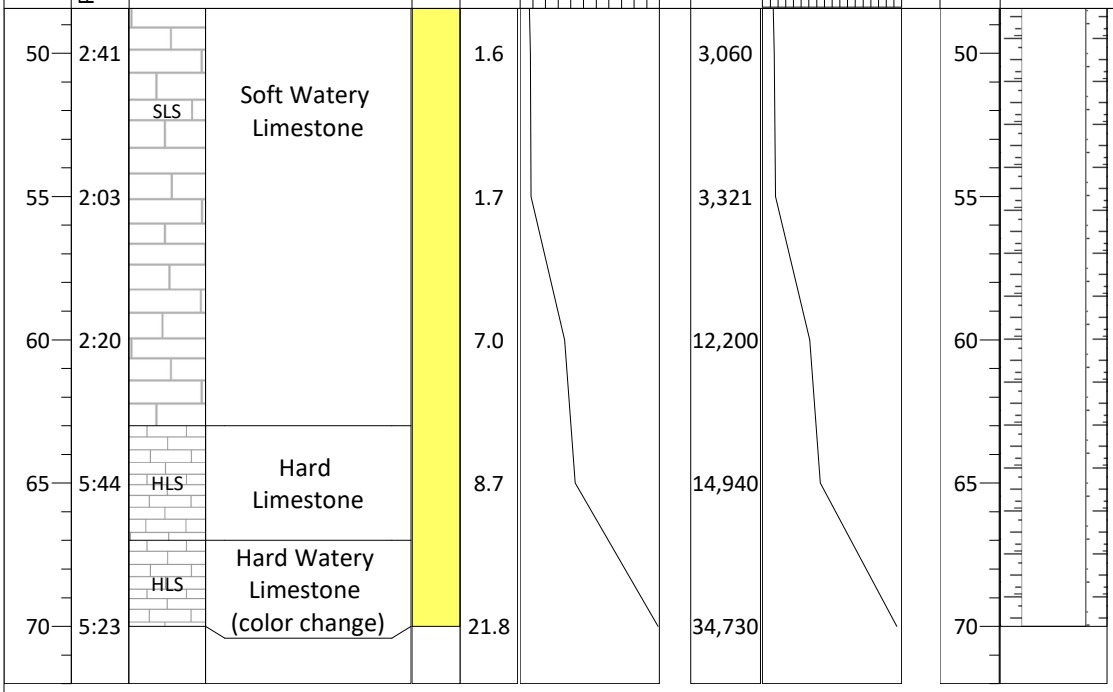

PROJECT:	CARNIVAL GRAND PORT	LOG OF WELL NO:	OW-7
BORING LOCATION:	CARNIVAL BAHAMAS	GROUND SURFACE/TOP OF CASING ELEVATION (MSL):	8.58 / 10.15
DRILLING CONTRACTOR:	BAHAMA SANITARY AND ENGINEERING	DATE STARTED: 6/5/2019	DATE FINISHED: 6/5/2019
DRILLING METHOD:	AIR ROTARY	TOTAL DEPTH (bgs): 66.1	SCREEN INTERVAL (bgs): 6" OPEN BOREHOLE
DRILLING EQUIPMENT:	MAHEW 1000	NORTHING / EASTING 9652830.67 / 2463942.92	CASING: Diameter/Type 8" Diam. Sch 40 PVC
SAMPLING METHOD:	GRAB	LOGGED BY:	KEITH CHATELAIN / ROBERT MINNING

LITHOLOGY INFORMATION | PRODUCED WATER DURING DRILLING

DEPTH (ft)	PENETRATION TIME	DESCRIPTION	Water Salinity	SALINITY (ppt)	CONDUCTIVITY (uS/cm)	DEPTH (ft)	WELL CONSTRUCTION DETAILS AND/OR DRILLING REMARKS
0		FILL: Fill				0	Casing
5		LS: Limestone	ND			5	White crystalline
10	2:26	SLS: Soft Watery Limestone	ND			10	Muddy cuttings, very fine cuttings
15	4:10		ND			15	
20	2:29		0.6		1,240	20	
25	1:39		0.6		1,266	25	Small cuttings <1"
30	2:00		0.6		1,315	30	Larger cuttings - softer
35	1:58	SLS: Soft Limestone (varying color changes)	0.9		1,709	35	Harder at 36-37', then soft
40	2:16		0.9		1,795	40	White with black staining on joints and vugs. Shell fragments and coral fragments
45	1:54		1.0		1,970	45	

Freshwater

Brackish

PROJECT:	CARNIVAL GRAND PORT	LOG OF WELL NO:	OW-7
BORING LOCATION:	CARNIVAL BAHAMAS	GROUND SURFACE/TOP OF CASING ELEVATION (MSL):	8.58 / 10.15
DRILLING CONTRACTOR:	BAHAMA SANITARY AND ENGINEERING	DATE STARTED: 6/5/2019	DATE FINISHED: 6/5/2019
DRILLING METHOD:	AIR ROTARY	TOTAL DEPTH (bgs): 66.1	SCREEN INTERVAL (bgs): 6" OPEN BOREHOLE
DRILLING EQUIPMENT:	MAHEW 1000	NORTHING / EASTING 9652830.67 / 2463942.92	CASING: Diameter/Type 8" Diam. Sch 40 PVC
SAMPLING METHOD:	GRAB	LOGGED BY:	KEITH CHATELAIN / ROBERT MINNING

LITHOLOGY INFORMATION | PRODUCED WATER DURING DRILLING

DEPTH (ft)	PENETRATION TIME	DESCRIPTION	Water Salinity	SALINITY (ppt)	CONDUCTIVITY (uS/cm)	DEPTH (ft)	WELL CONSTRUCTION DETAILS AND/OR DRILLING REMARKS
50	1:59		1.0		1,918	50	Still some black staining, larger cuttings (rig chatter)
55	2:05		Brackish 5.5		9,910	55	Water turning from auger cuttings, water turned tan - chatter
60	7:16	HLS Hard Limestone	7.1		12,520	60	
65	5:54	SLS Soft Limestone	15.3		25,550	65	Softer Open Borehole

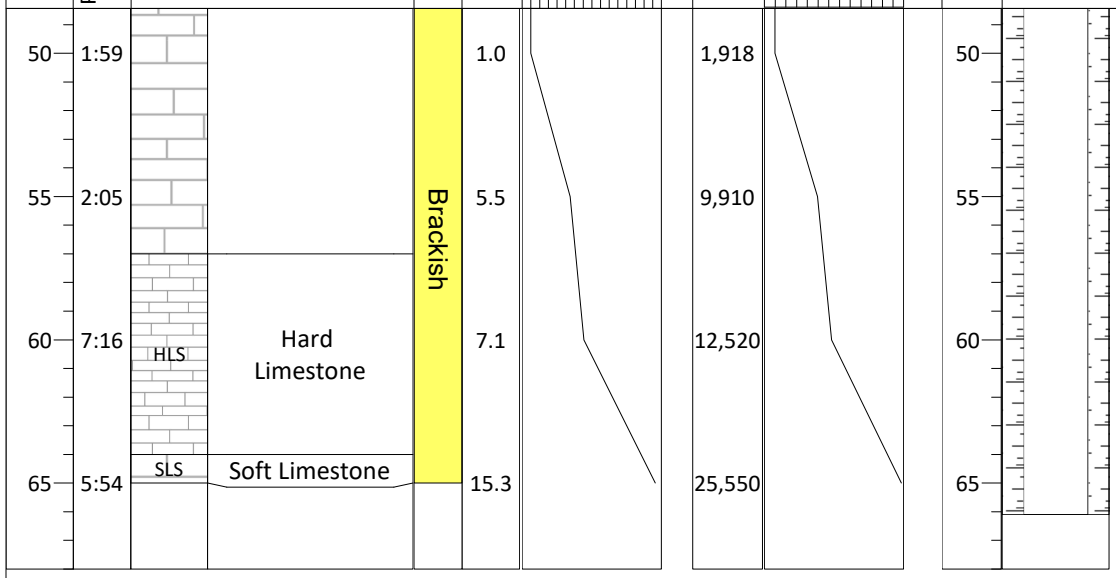

PROJECT:	CARNIVAL GRAND PORT	LOG OF WELL NO:	OW-8
BORING LOCATION:	CARNIVAL BAHAMAS	GROUND SURFACE/TOP OF CASING ELEVATION (MSL):	6.24 / 7.68
DRILLING CONTRACTOR:	BAHAMA SANITARY AND ENGINEERING	DATE STARTED: 6/13/2019	DATE FINISHED: 6/13/2019
DRILLING METHOD:	AIR ROTARY	TOTAL DEPTH (bgs): 70.95	SCREEN INTERVAL (bgs): 6" OPEN BOREHOLE
DRILLING EQUIPMENT:	MAHEW 1000	NORTHING / EASTING 9652143.21 / 2462768.79	CASING: Diameter/Type 8" Diam. Sch 40 PVC
SAMPLING METHOD:	GRAB	LOGGED BY:	LLOYD CHEONG

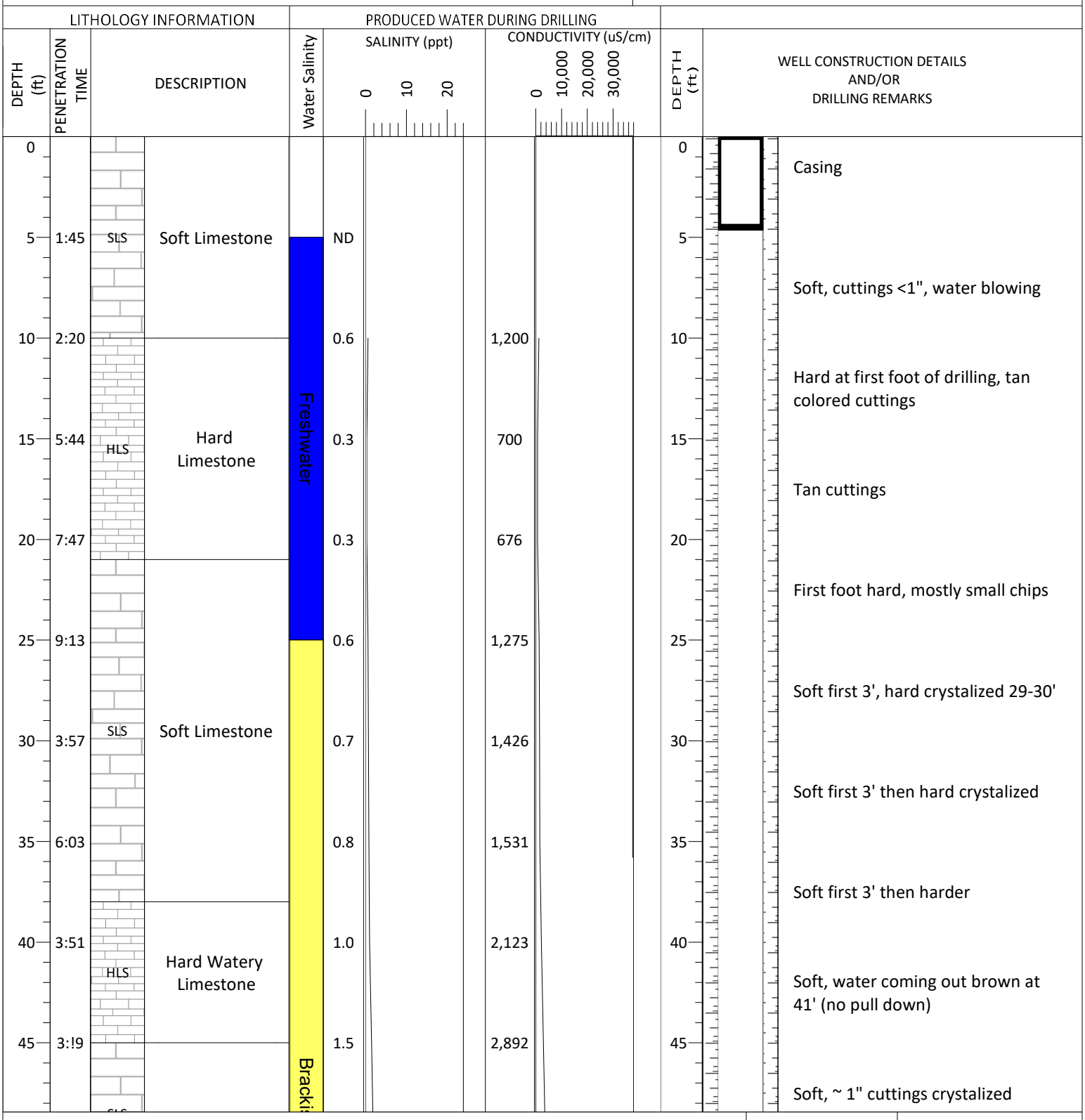

PROJECT:	CARNIVAL GRAND PORT	LOG OF WELL NO:	OW-8
BORING LOCATION:	CARNIVAL BAHAMAS	GROUND SURFACE/TOP OF CASING ELEVATION (MSL):	6.24 / 7.68
DRILLING CONTRACTOR:	BAHAMA SANITARY AND ENGINEERING	DATE STARTED: 6/13/2019	DATE FINISHED: 6/13/2019
DRILLING METHOD:	AIR ROTARY	TOTAL DEPTH (bgs): 70.95	SCREEN INTERVAL (bgs): 6" OPEN BOREHOLE
DRILLING EQUIPMENT:	MAHEW 1000	NORTHING / EASTING 9652143.21 / 2462768.79	CASING: Diameter/Type 8" Diam. Sch 40 PVC
SAMPLING METHOD:	GRAB	LOGGED BY:	LLOYD CHEONG

LITHOLOGY INFORMATION | PRODUCED WATER DURING DRILLING

DEPTH (ft)	PENETRATION TIME	DESCRIPTION	Water Salinity	SALINITY (ppt)	CONDUCTIVITY (uS/cm)
50	2:26	SLS Soft Watery Limestone	sh	1.9	3,742
55	6:43			7.6	13,480
60	28:17	HLS Hard Watery Limestone		8.7	15,620
65	17:38			9.4	17,220
70	17:05	SLS Soft Watery Limestone		23.3	37,550

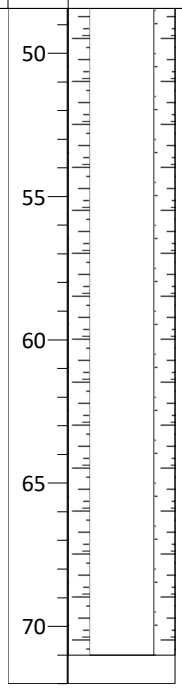

WELL CONSTRUCTION DETAILS AND/OR DRILLING REMARKS

- Soft first 2', harder 52-55'
- Hard, same hard layer at OW-9
- Hard, no cuttings collected
- Soft last 10"
- Open Borehole

PROJECT: CARNIVAL GRAND PORT	LOG OF WELL NO: OW-9
BORING LOCATION: CARNIVAL BAHAMAS	GROUND SURFACE/TOP OF CASING ELEVATION (MSL): 5.90 / 7.47
DRILLING CONTRACTOR: BAHAMA SANITARY AND ENGINEERING	DATE STARTED: 6/12/2019 — DATE FINISHED: 6/12/2019
DRILLING METHOD: AIR ROTARY	TOTAL DEPTH (bgs): 75.05 — SCREEN INTERVAL (bgs): 6" OPEN BOREHOLE
DRILLING EQUIPMENT: MAHEW 1000	NORTHING / EASTING: 9653296.51 / 2462137.37 — CASING: Diameter/Type: 8" Diam. Sch 40 PVC
SAMPLING METHOD: GRAB	LOGGED BY: LLOYD CHEONG



PROJECT:	CARNIVAL GRAND PORT	LOG OF WELL NO:	OW-9
BORING LOCATION:	CARNIVAL BAHAMAS	GROUND SURFACE/TOP OF CASING ELEVATION (MSL):	5.90 / 7.47
DRILLING CONTRACTOR:	BAHAMA SANITARY AND ENGINEERING	DATE STARTED: 6/12/2019	DATE FINISHED: 6/12/2019
DRILLING METHOD:	AIR ROTARY	TOTAL DEPTH (bgs): 75.05	SCREEN INTERVAL (bgs): 6" OPEN BOREHOLE
DRILLING EQUIPMENT:	MAHEW 1000	NORTHING / EASTING 9653296.51 / 2462137.37	CASING: Diameter/Type 8" Diam. Sch 40 PVC
SAMPLING METHOD:	GRAB	LOGGED BY:	LLOYD CHEONG

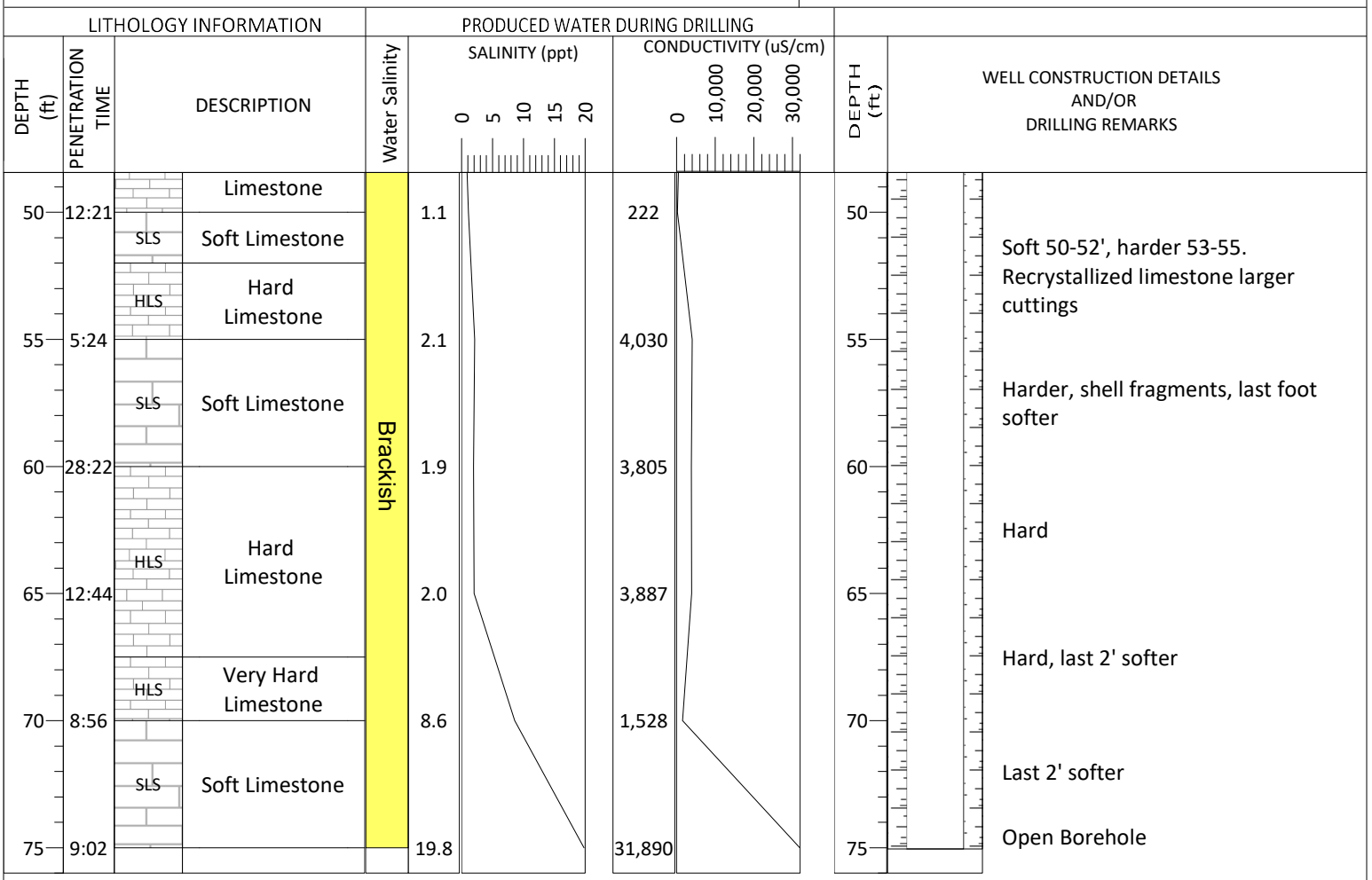

PROJECT:	CARNIVAL GRAND PORT	LOG OF WELL NO:	**OW-10**
BORING LOCATION:	CARNIVAL BAHAMAS	GROUND SURFACE/TOP OF CASING ELEVATION (MSL):	1.76 / 3.14
DRILLING CONTRACTOR:	BAHAMA SANITARY AND ENGINEERING	DATE STARTED: 6/13/2019	DATE FINISHED: 6/13/2019
DRILLING METHOD:	AIR ROTARY	TOTAL DEPTH (bgs): 66.91	SCREEN INTERVAL (bgs): 6" OPEN BOREHOLE
DRILLING EQUIPMENT:	MAHEW 1000	NORTHING / EASTING 9651439.64 / 2461061.90	CASING: Diameter/Type 8" Diam. Sch 40 PVC
SAMPLING METHOD:	GRAB	LOGGED BY:	LLOYD CHEONG

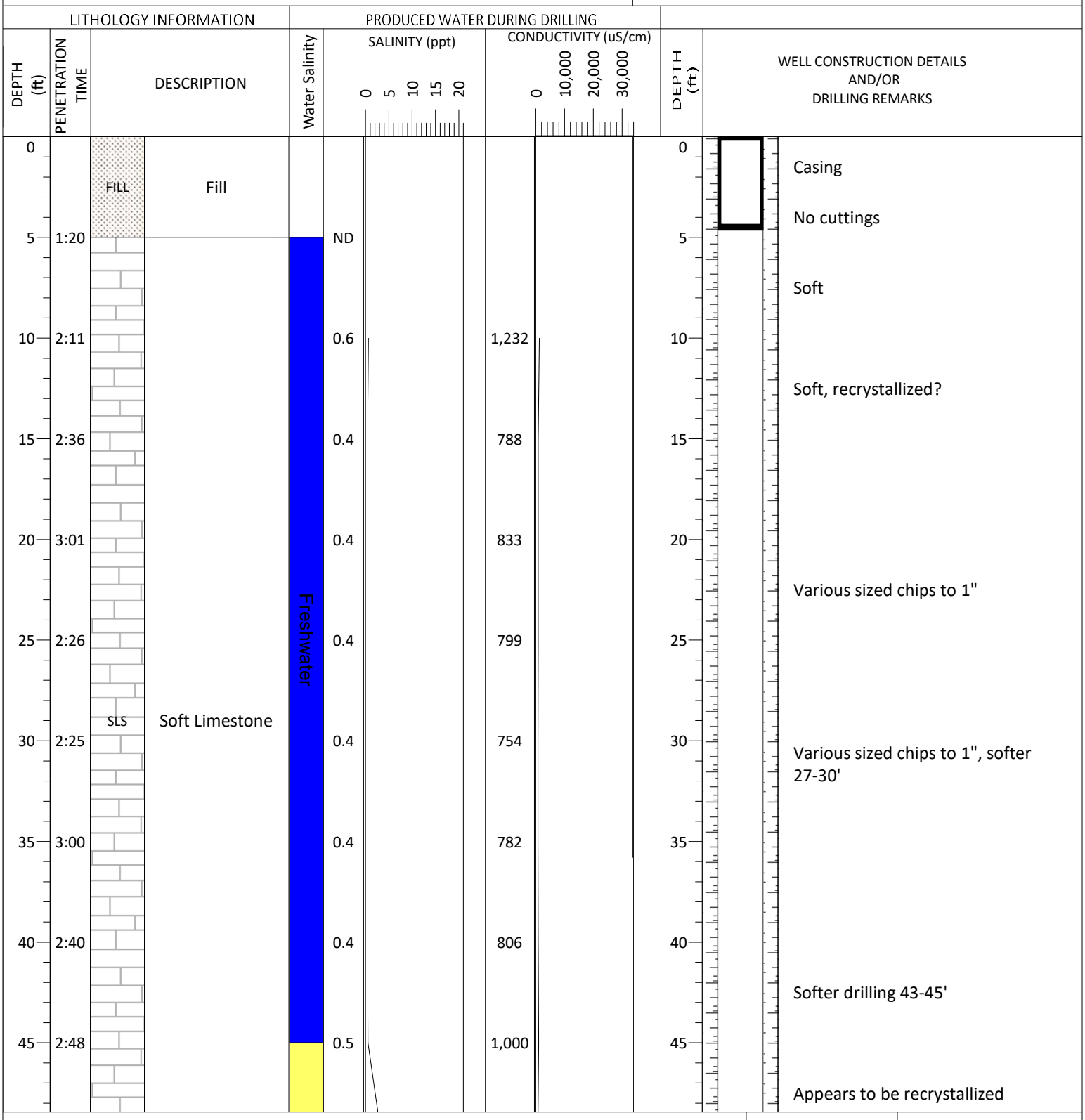

PROJECT:	CARNIVAL GRAND PORT	LOG OF WELL NO:	**OW-10**
BORING LOCATION:	CARNIVAL BAHAMAS	GROUND SURFACE/TOP OF CASING ELEVATION (MSL):	1.76 / 3.14
DRILLING CONTRACTOR:	BAHAMA SANITARY AND ENGINEERING	DATE STARTED: 6/13/2019	DATE FINISHED: 6/13/2019
DRILLING METHOD:	AIR ROTARY	TOTAL DEPTH (bgs): 66.91	SCREEN INTERVAL (bgs): 6" OPEN BOREHOLE
DRILLING EQUIPMENT:	MAHEW 1000	NORTHING / EASTING 9651439.64 / 2461061.90	CASING: Diameter/Type 8" Diam. Sch 40 PVC
SAMPLING METHOD:	GRAB	LOGGED BY:	LLOYD CHEONG

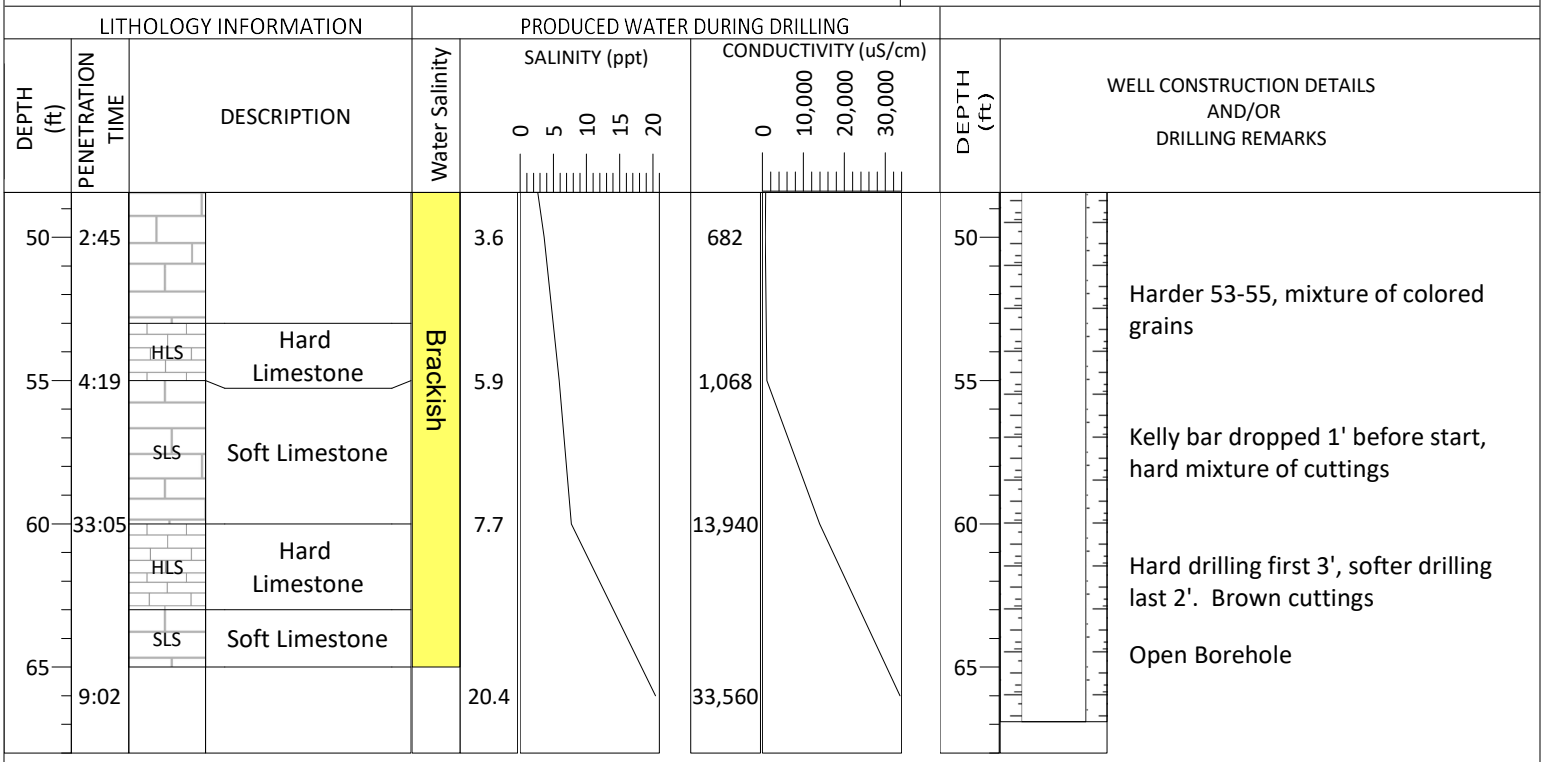

PROJECT: CARNIVAL GRAND PORT	LOG OF WELL NO: **OW-11**
BORING LOCATION: CARNIVAL BAHAMAS	GROUND SURFACE/TOP OF CASING ELEVATION (MSL): 1.68 / 3.08
DRILLING CONTRACTOR: BAHAMA SANITARY AND ENGINEERING	DATE STARTED: 6/14/2019 — DATE FINISHED: 6/14/2019
DRILLING METHOD: AIR ROTARY	TOTAL DEPTH (bgs): 61.8 — SCREEN INTERVAL (bgs): 6" OPEN BOREHOLE
DRILLING EQUIPMENT: MAHEW 1000	NORTHING / EASTING 9650665.68 / 2458752.64 — CASING: Diameter/Type 8" Diam. Sch 40 PVC
SAMPLING METHOD: GRAB	LOGGED BY: LLOYD CHEONG



PROJECT:	CARNIVAL GRAND PORT	LOG OF WELL NO:	**OW-11**
BORING LOCATION:	CARNIVAL BAHAMAS	GROUND SURFACE/TOP OF CASING ELEVATION (MSL):	1.68 / 3.08
DRILLING CONTRACTOR:	BAHAMA SANITARY AND ENGINEERING	DATE STARTED: 6/14/2019	DATE FINISHED: 6/14/2019
DRILLING METHOD:	AIR ROTARY	TOTAL DEPTH (bgs): 61.8	SCREEN INTERVAL (bgs): 6" OPEN BOREHOLE
DRILLING EQUIPMENT:	MAHEW 1000	NORTHING / EASTING 9650665.68 / 2458752.64	CASING: Diameter/Type 8" Diam. Sch 40 PVC
SAMPLING METHOD:	GRAB	LOGGED BY:	LLOYD CHEONG

LITHOLOGY INFORMATION | PRODUCED WATER DURING DRILLING

DEPTH (ft)	PENETRATION TIME	DESCRIPTION	Water Salinity	SALINITY (ppt)	CONDUCTIVITY (uS/cm)	DEPTH (ft)	WELL CONSTRUCTION DETAILS AND/OR DRILLING REMARKS
50	2:37	HLS Hard Limestone	4.7		8,580	50	Hard, lower penetration time
55	14:44		8.3		14,580	55	Light brown water near 57', rod dropped 1' at 58'
60	13:00	SLS Soft Limestone	20.3		33,480	60	Open Borehole

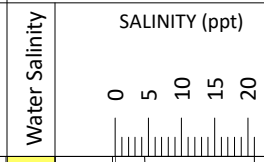

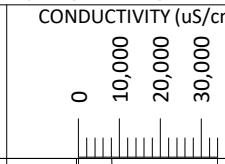

PROJECT: CARNIVAL GRAND PORT	LOG OF WELL NO: **OW-12**
BORING LOCATION: CARNIVAL BAHAMAS	GROUND SURFACE/TOP OF CASING ELEVATION (MSL): 1.90 / 3.48
DRILLING CONTRACTOR: BAHAMA SANITARY AND ENGINEERING	DATE STARTED: 6/14/2019 — DATE FINISHED: 6/14/2019
DRILLING METHOD: AIR ROTARY	TOTAL DEPTH (bgs): 66.55 — SCREEN INTERVAL (bgs): 6" OPEN BOREHOLE
DRILLING EQUIPMENT: MAHEW 1000	NORTHING / EASTING 9650272.49 / 2457388.23 — CASING: Diameter/Type 8" Diam. Sch 40 PVC
SAMPLING METHOD: GRAB	LOGGED BY: LLOYD CHEONG

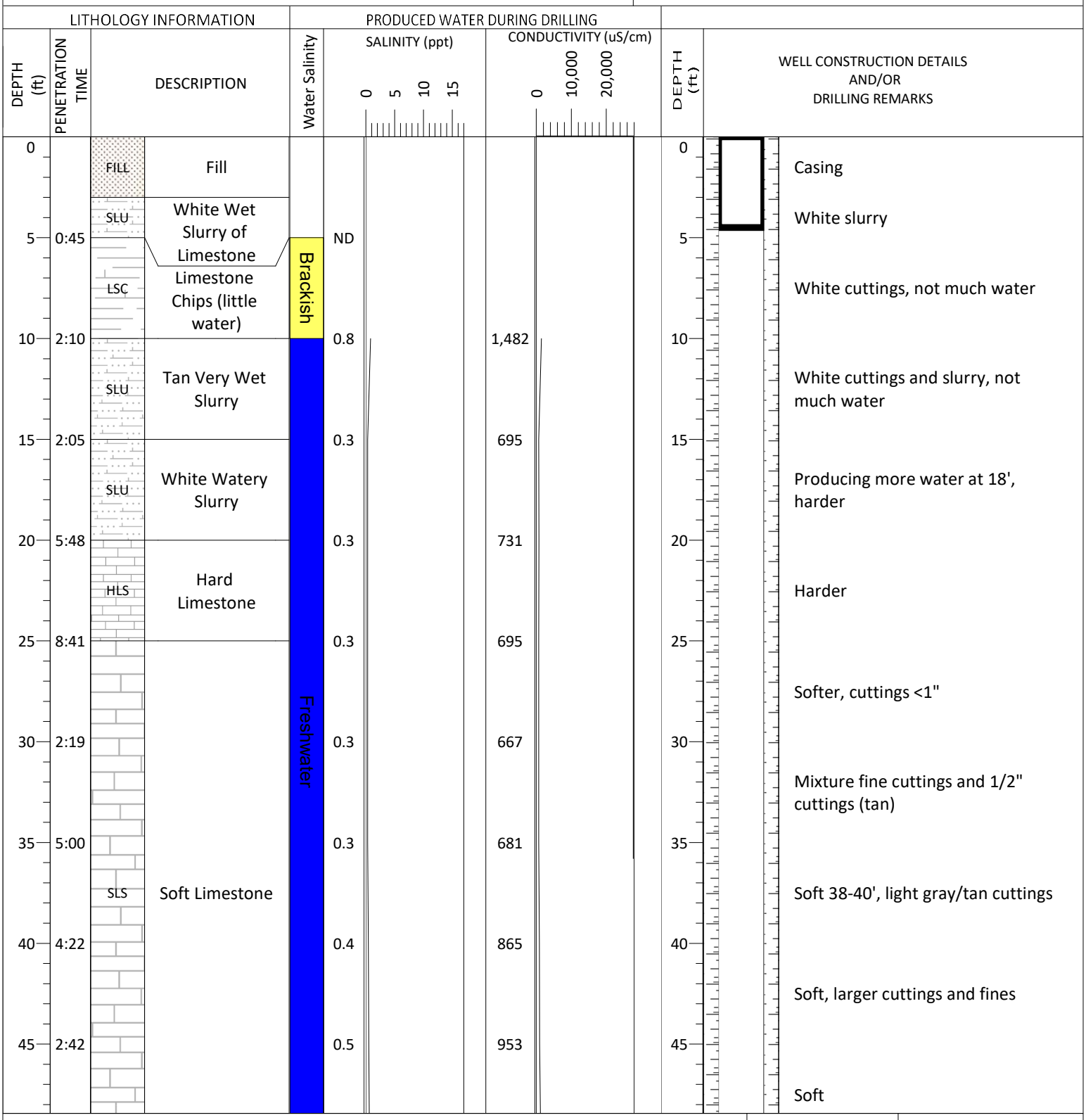

PROJECT:	CARNIVAL GRAND PORT	LOG OF WELL NO:	**OW-12**
BORING LOCATION:	CARNIVAL BAHAMAS	GROUND SURFACE/TOP OF CASING ELEVATION (MSL):	1.90 / 3.48
DRILLING CONTRACTOR:	BAHAMA SANITARY AND ENGINEERING	DATE STARTED: 6/14/2019	DATE FINISHED: 6/14/2019
DRILLING METHOD:	AIR ROTARY	TOTAL DEPTH (bgs): 66.55	SCREEN INTERVAL (bgs): 6" OPEN BOREHOLE
DRILLING EQUIPMENT:	MAHEW 1000	NORTHING / EASTING 9650272.49 / 2457388.23	CASING: Diameter/Type 8" Diam. Sch 40 PVC
SAMPLING METHOD:	GRAB	LOGGED BY:	LLOYD CHEONG

LITHOLOGY INFORMATION | PRODUCED WATER DURING DRILLING

DEPTH (ft)	PENETRATION TIME	DESCRIPTION	Water Salinity	SALINITY (ppt)	CONDUCTIVITY (uS/cm)	DEPTH (ft)	WELL CONSTRUCTION DETAILS AND/OR DRILLING REMARKS
50	2:03	Hard Limestone (HLS)	Brackish	0.6	1,272	50	Harder
55	11:02			4.1	7,410	55	Different color cuttings
60	15:17	Soft Limestone (SLS)		7.9	12,190	60	Soft, no cuttings collected
65	6:39			16.4	26,780	65	Open Borehole

PROJECT: CARNIVAL GRAND PORT	LOG OF WELL NO: **OW-13**
BORING LOCATION: CARNIVAL BAHAMAS	GROUND SURFACE/TOP OF CASING ELEVATION (MSL): 3.31 / 5.15
DRILLING CONTRACTOR: BAHAMA SANITARY AND ENGINEERING	DATE STARTED: 6/15/2019 — DATE FINISHED: 6/15/2019
DRILLING METHOD: AIR ROTARY	TOTAL DEPTH (bgs): 76.7 — SCREEN INTERVAL (bgs): 6" OPEN BOREHOLE
DRILLING EQUIPMENT: MAHEW 1000	NORTHING / EASTING: 9651777.23 / 2459043.15 — CASING: Diameter/Type: 8" Diam. Sch 40 PVC
SAMPLING METHOD: GRAB	LOGGED BY: LLOYD CHEONG

LITHOLOGY INFORMATION | PRODUCED WATER DURING DRILLING

DEPTH (ft)	PENETRATION TIME	DESCRIPTION	Water Salinity	SALINITY (ppt)	CONDUCTIVITY (uS/cm)	DEPTH (ft)	WELL CONSTRUCTION DETAILS AND/OR DRILLING REMARKS
0		FILL — Fill				0	Casing
5	1:02	SLS — Small Cuttings of Soft Limestone	0.3		730	5	Soft, no cuttings collected
							Vuggy, grans and 2" cuttings
10	2:21	HLS — Hard Limestone	0.3		691	10	Harder
15	6:12		0.3		629	15	Cutting sizes varies to 1", soft 19-20'
20	6:23		0.3		565	20	
25	2:30		0.2		527	25	Softer
30	2:31		0.2		519	30	
35	3:09	SLS — Soft Limestone	0.2		512	35	Soft 30-34'
40	3:50		0.2		538	40	
							Soft at start, no pull down for 5'
45	2:11		0.4		919	45	Soft

Freshwater

SALINITY (ppt): 0, 5, 10, 15, 20

CONDUCTIVITY (uS/cm): 0, 10,000, 20,000, 30,000

PROJECT:	CARNIVAL GRAND PORT	LOG OF WELL NO:	**OW-13**
BORING LOCATION:	CARNIVAL BAHAMAS	GROUND SURFACE/TOP OF CASING ELEVATION (MSL):	3.31 / 5.15
DRILLING CONTRACTOR:	BAHAMA SANITARY AND ENGINEERING	DATE STARTED: 6/15/2019	DATE FINISHED: 6/15/2019
DRILLING METHOD:	AIR ROTARY	TOTAL DEPTH (bgs): 76.7	SCREEN INTERVAL (bgs): 6" OPEN BOREHOLE
DRILLING EQUIPMENT:	MAHEW 1000	NORTHING / EASTING 9651777.23 / 2459043.15	CASING: Diameter/Type 8" Diam. Sch 40 PVC
SAMPLING METHOD:	GRAB	LOGGED BY:	LLOYD CHEONG

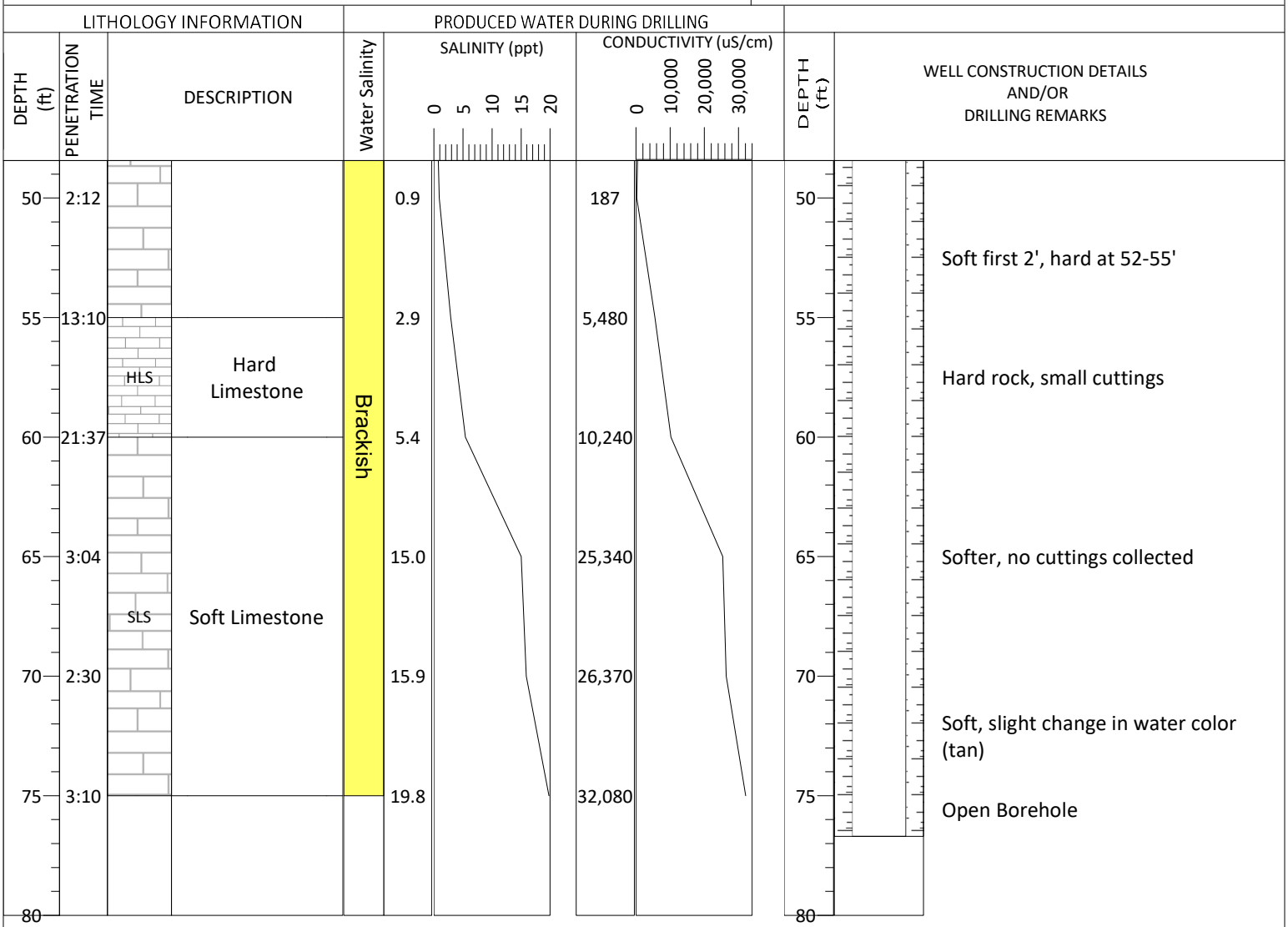

PROJECT: CARNIVAL GRAND PORT	LOG OF WELL NO: **OW-14**
BORING LOCATION: CARNIVAL BAHAMAS	GROUND SURFACE/TOP OF CASING ELEVATION (MSL): 4.20 / 5.76
DRILLING CONTRACTOR: BAHAMA SANITARY AND ENGINEERING	DATE STARTED: 6/15/2019 — DATE FINISHED: 6/15/2019
DRILLING METHOD: AIR ROTARY	TOTAL DEPTH (bgs): 82.8 — SCREEN INTERVAL (bgs): 6" OPEN BOREHOLE
DRILLING EQUIPMENT: MAHEW 1000	NORTHING / EASTING: 9650569.70 / 2455178.11 — CASING: Diameter/Type: 8" Diam. Sch 40 PVC
SAMPLING METHOD: GRAB	LOGGED BY: LLOYD CHEONG



PROJECT:	CARNIVAL GRAND PORT	LOG OF WELL NO:	**OW-14**
BORING LOCATION:	CARNIVAL BAHAMAS	GROUND SURFACE/TOP OF CASING ELEVATION (MSL):	4.20 / 5.76
DRILLING CONTRACTOR:	BAHAMA SANITARY AND ENGINEERING	DATE STARTED: 6/15/2019	DATE FINISHED: 6/15/2019
DRILLING METHOD:	AIR ROTARY	TOTAL DEPTH (bgs): 82.8	SCREEN INTERVAL (bgs): 6" OPEN BOREHOLE
DRILLING EQUIPMENT:	MAHEW 1000	NORTHING / EASTING 9650569.70 / 2455178.11	CASING: Diameter/Type 8" Diam. Sch 40 PVC
SAMPLING METHOD:	GRAB	LOGGED BY:	LLOYD CHEONG

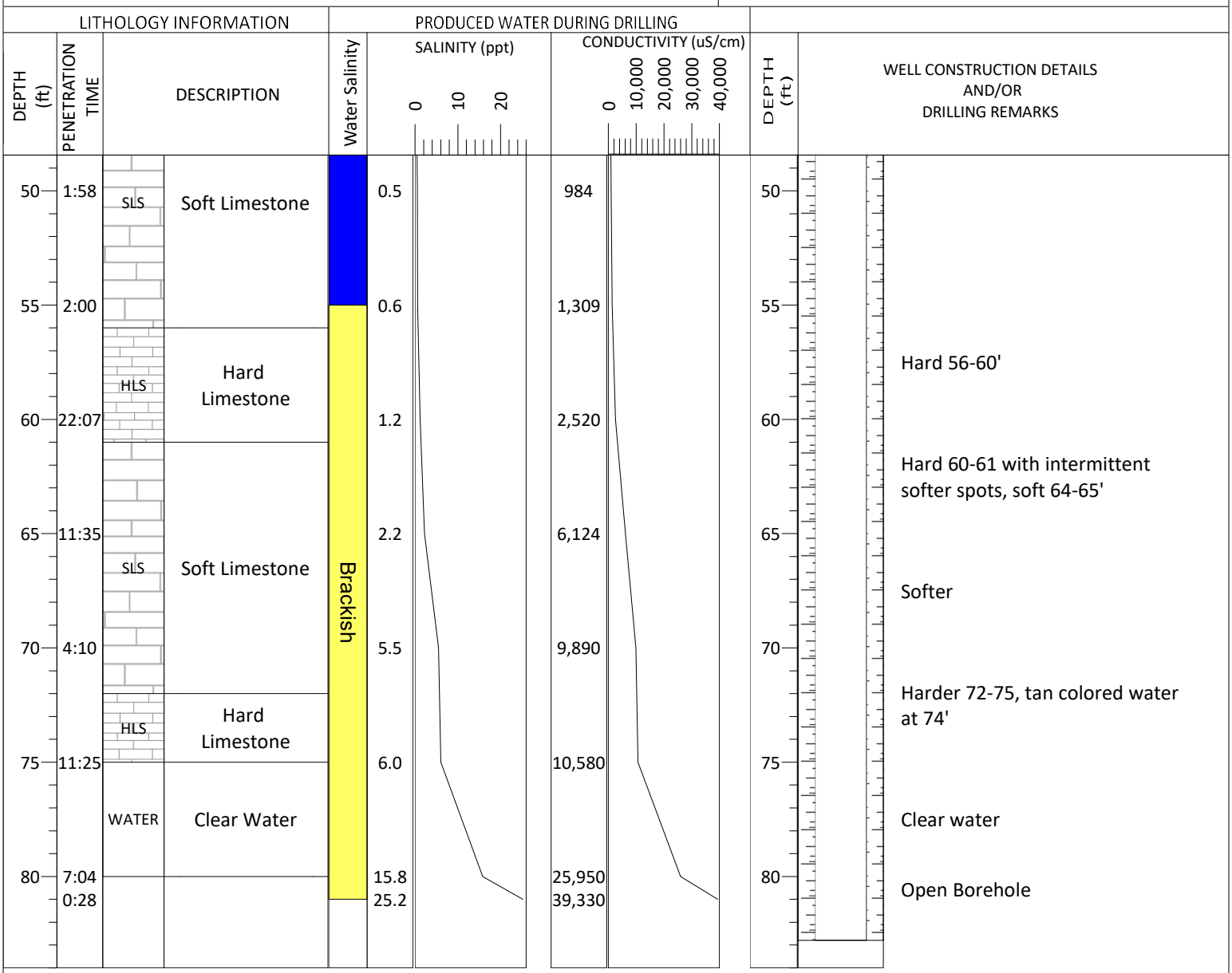

APPENDIX B
PHOTO OF SELECTED CORES

CORES

Driller: Jarrod Russell – Bahama Sanitary Engineering
Drill Rig: Mobile B-61

OW-1 10-15 ft.
July 23, 2019
Recovery 31" of 60" Percent Recovery 51.6%
Limestone rock – Tan Color, some secondary porosity visible.

OW-10 10-15 ft.
July 24, 2019
Recovery 20" of 60" Percent Recovery 33.3%
Limestone rock – Tan Color, some secondary porosity visible.

OW-13 10-15ft.
July 24, 2019
Limestone rock – Tan Color, some secondary porosity visible. Longest piece 6-inches
Recovery 46" of 60' Percent Recovery 76%

OW-1 35-45 ft.
July 23, 2019
Recovery 10" of 60" Percent Recovery 16%
Limestone rock – Tan color, small pieces approximately 1 inch. Small coral fragment present.

OW-10 35-40 ft.
July 24, 2019
Recovery 10" of 60" Percent Recovery 16%
Limestone rock – Tan color, small pieces 1-2 inches in length or smaller.

OW-13 35-40 ft.
July 24, 2019
Recovery 12" of 60" Percent Recovery 20%
Limestone rock – Tan color, small pieces 1-2 inches in length or smaller.

Cores have been retained and can be viewed at Envirologic International Ltd., 6 West Atlantic Drive, Freeport, Grand Bahama

Core OW-1: 10- 15 ft. Interval Recovery 31”/60” (51.6%)

Core OW-10: 10- 15 ft. Interval Recovery 20”/60” (33.3%)

Core OW-13: 10- 15 ft. Interval Recovery 46”/60” (76%)

Core OW-1: 35- 40 ft. Interval Recovery 10”/60” (16%)



Core OW-10: 35- 40 ft. Interval Recovery 10”/60” (16%)

Core OW-13: 35- 40 ft. Interval Recovery 12”/60” (20%)

APPENDIX C
CORE LABS REPORT

CORE ANALYSIS REPORT

KECK CONSULTING SERVICES

OW-1, OW-10, OW-13

0

FREEPORT, BAHAMAS

9/12/2019

DISCLAIMER

These analysis, opinions or interpretations are based on observations and materials supplied by the client to whom; and for whose exclusive and confidential use; this report is made. The interpretations or opinions expressed represent the best judgment of Core Laboratories (all errors and omissions excepted); but Core Laboratories and its officers and employees, assume no responsibility and make no warranty or representations, as to the productivity, proper operations, or profitableness or any oil, gas or other mineral well or formation in connection with which such report is used or relied upon.

201902766

Core Lab
RESERVOIR OPTIMIZATION

Company:	**KECK CONSULTING SERVICES**	**Field:**	**File Number:** **201902766**
Well Name:	**OW-1, OW-10, OW-13**	**Formation:**	**9/12/2019**
Location:		**Coring Fluid:**	**API Number:**
Co. & St.:	**FREEPORT, BAHAMAS**	**Elevation:**	**Analyst:** **SO, AR**

Sample Number	Top Depth (ft)	Bottom Depth (ft)	K_{MAX} Air (md)	K_{MIN} Air (md)	K Plug Klinkenberg (md)	K_{VERT} Air (md)	POR (He) (% of BV)	GD (gm/cc)	Sample Type	Description
1	10	15	427	193		0.237	24.8	2.76	Full Diameter	Lim, ooids, pp
2	10	15	503	256		0.816	31.5	2.73	Full Diameter	Lim, ppm
	OW 10									
3	10	15		24.2	19.6		34.3	2.75	Plug	Lim, ooids, ppm
4	10	15		3,300	3190		34.2	2.73	Plug	Lim, ooids, ipp ppm
	OW 13									
5	10	15		117	103		30.2	2.75	Plug	Lim, ppm
6	10	15	1,670	527		12.6	26.6	2.73	Full Diameter	Lim, vug

Perm Vs Porosity

Company: KECK CONSULTING SERVICES	**Field:**	**File Number:** 201902766
Well Name: OW-1, OW-10, OW-13	**Formation:**	**Date:** 9/12/2019
Location:	**Coring Fluid:**	**API Number:**
Co. & St.: FREEPORT, BAHAMAS	**Elevation:**	

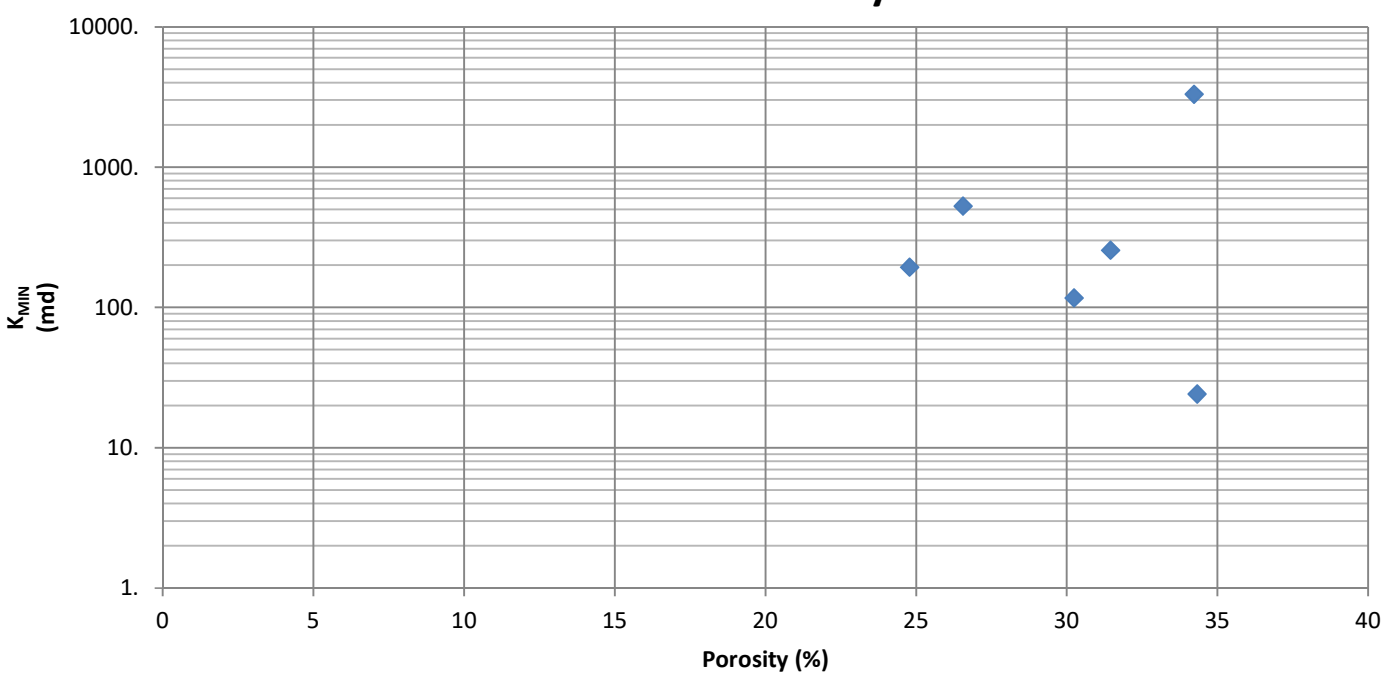

ABBREVIATIONS

Core Description

abund	Abundant	**igp**	Intergranular Porosity	**pyrt**	Pyrite
anhy	Anhydrite	**incl**	Inclusion	**SA**	Sieve Analysis
asph	Asphaltic	**incr**	Increase	**SCAL**	Removed For SCAL Work
AST	Appears Similar To	**ipp**	interpartical Porosity	**sd / sdy**	Sand / Sandy
bk	Break	**ixp**	Intercrystalline Porosity	**silica**	Silica
bldr	Boulder	**lam**	Laminations	**snd / sndy**	Sand / Sandy
brec	Breccia	**lim**	Limestone	**SEM**	Scanning Electron Micoscope
bvf	Broken Vertical Fracture	**lmy**	Limey	**sh / shly**	Shale / Shaly
crse	Coarse	**LPSA**	Laser Particle Size Analysis	**sl**	Slight
calc	Calcite	**Lim**	Limestone	**slt / slty**	Silt / Silty
carb	Carbonaceous	**lv**	Large vug	**stn**	Oil Stain
cbl	Cobble	**med**	Medium	**styl**	Stylolite (itic)
CEC	Cation Exchange Capaci	**mi**	Mud Invaded	**sul**	Sulfur
cem	Cemented	**mic**	Micaceous	**sv**	Small Vug
cgl	Conglomerate	**microfrac**	Micro Fracture Indistinct S	**terra rosa**	Terra Rosa, fe soil stain
chlr	Chlorite	**mold**	Moldic	**tr**	Trace
cht	Chert	**mott**	Mottled	**TS**	Thin Section
coal	Coal	**mv**	Medium Vug	**uncons**	Unconsolidated
Dol	Dolomite	**N/A**	Not Available/Analyzed	**v**	Very
f	Fine	**NP**	No Perm Measurement	**vert**	Vertical
fest	Ironstone	**NR**	Not Received	**vert frac**	Vertical Frac
flu	Oil Fluorescence	**ool**	Oolitic	**vf**	Very Fine
foram	Foraminifera	**OB**	Overburden	**VOB**	Vertical Overburden
foss	Fossil (iferous)	**P**	Preserved	**vug**	Vuggy (ular)
frac	Fracture	**pbl**	Pebble	**ws**	Water Sand
fri	Friable	**PET**	Petrographic Analysis	**xln**	Crystalline Size
glauc	Glauconite	**POA**	Removed For Oil Analysis	**XRD**	X-ray Diffraction

Fluorescence

Color:

yel	Yellow
org	Orange
gld	Gold
wht	White

Adjectives:

brt	Bright
dull	Dul
pale	Pale
cont	Contaminated
tif	Trace In Frac
v/	**very**

Company:	**KECK CONSULTING SERVICES**	**CL File No.:**	**201902766**
Well Name:	**OW-1, OW-10, OW-13**	**Date:**	**9/12/2019**
Location:		**API Number:**	
Co. & St.:	**FREEPORT, BAHAMAS**	**Analyst(s):**	**SO, AR**

Core Lab
RESERVOIR OPTIMIZATION

FULL DIAMETER ANALYSIS

Sample Preparation

Sample selection was done by the client.
Samples were marked, weighed, immersed bulked, caliper bulked, visual fluorescence, visual stain and described.
Archimedes immersed bulk volume and caliper bulk volume was measure on each sample.
Samples were plugged when the core material was not suited for Full Diameter analysis (#3, #4, #5).

Core Extraction & Drying

Samples were dried in a convection oven at 240 degree Fahrenheit.

Porosity

Porosity was determined using Boyle's Law technique by measuring grain volume at ambient conditions.
Grain density is calculated by clean dry weight/measured grain volume.
Porosity percent is calculated by (bulk volume - grain volume)/(bulk volume) * 100

Permeability

Permeability to air was measured on each sample using Steady-State method at 400 psi NCS.
Full diameter permeability was measured in two horizontal directions and vertically.
Plug samples were measured in a horizontal direction.

Saturations Calculation

Saturation data was not requested.

APPENDIX D
SAMPLING LOGS AND LABORATORY REPORTS

Envirologic International Ltd

Ground Water Sampling Log

Well Number	OW-14	Initials	LC
Project Number		Weather	Sunny 85 F
Project Name	Carnival Grand Port	Street Address	Sussex Drive
Sample purpose	Baseline Water Quality	City/ Country	Freeport, Grand Bahama
Site contact	A. Corpas	Sampler (s)	Lloyd Cheong
Site conditions	Good	Vehicle	Toyota Diesel

Sample Container Description

Sample Analysis	8270D	Metals	Turbidity	8260B	FL Pro	TDS	Bact/Cl	
Container Description	2 X 1lt AG	250 ml P	250 ml P	3X40 m1	3X40 m1	500 ml P	250 ml P	
Container Supplier	Test	America					Adam's	
Preservative	None	HNO3	None	HCl	HCl	None	None	

Purging Information

Casing Diameter (inches):	***2***	***3***	***4***	***5***	***6***	***8***	***12***
Gallons/foot of Casing:	***0.163***	***0.367***	***0.653***	***1.02***	***1.469***	***2.611***	***5.875***

Aquifer, Surficial, Lucayan		Condition of Well	
Top of Casing Elevation		3 X Gallons in Well	
Casing Stickup above/below Ground Surface (feet)		5 x gallons in Well	
Purging Equipment	Solinist Pump & Disposable Tubing	Decontamination Method	
Pump Plumbing Construction	Open Borehole	Fuel Powered Units	
Drill Method		Date	August 22, 2019
Well Casing Construction		Time Start	11:53
Diameter of casing (inches)	6 inches	Time Stop	12:19
Gallons per foot		Gallon Pumped	6.0 gal
Depth of Well (measured from (TOC)		Purge Time (minutes)	
Depth of Water (measured from TOC)	3.75'	Purge Rate (gallons/minute)	
Water height in Well (feet)		Well Pumped Dry	
Gallons in well		End Water Level	

STABILIZATION INFORMATION;14

Time/Depth	11:55	11:58	12:03	12:08	12:11	12:12
pH	7.12	7.04	7.27	7.27	7.27	7.28
Conductivity	1428 us/cm	1401 us/cm	1391 us/cm	1388 us/cm	1386 us/cm	1385 us/cm
Temperature	28.8 C	28.3 C	28.0 C	27.9 C	27.9 C	27.9 C
Salinity	0.7 ppt	0.7 ppt	0.7 ppt	0.7 ppt	0.7 ppt	0.7 ppt
Dissolved Oxygen	0.99 mg/L	0.15 mg/L	0.00 mg/L	0.00 mg/L	0.00 mg/L	0.00 mg/L

SAMPLING INFORMATION

Sequence #	14	Color	None
Sampling Equipment	Solinist Pump	Appearance	Clear
Date	August 22, 2019	Odor	None
Time Start	11:28	Decon Method	
Time Stop	`12:53	QC Sample Time/Type	

Envirologic International Ltd

Ground Water Sampling Log

Well Number	OW-1	Initials	LC
Project Number		Weather	Overcast – High 80's
Project Name	Carnival Grand Port	Street Address	Sussex Drive
Sample purpose	Baseline Water Quality	City/ Country	Freeport, Grand Bahama
Site contact	A. Corpas	Sampler (s)	Lloyd Cheong
Site conditions	Good	Vehicle	Toyota Diesel

Sample Container Description

Sample Analysis	8270D	Metals	Turbidity	8260B	FL Pro	TDS	Bact/Cl	
Container Description	2 X 1lt AG	250 ml P	250 ml P	3X40 m1	3X40 m1	500 ml P	250 ml P	
Container Supplier	Test	America					Adam's	
Preservative	None	HNO3	None	HCl	HCl	None	None	

Purging Information

Casing Diameter (inches):	***2***	***3***	***4***	***5***	***6***	***8***	***12***
Gallons/foot of Casing:	***0.163***	***0.367***	***0.653***	***1.02***	***1.469***	***2.611***	***5.875***

Aquifer, Surficial, Lucayan		Condition of Well	
Top of Casing Elevation		3 X Gallons in Well	
Casing Stickup above/below Ground Surface (feet)		5 x gallons in Well	
Purging Equipment	Solinist Pump & Disposable Tubing	Decontamination Method	
Pump Plumbing Construction	Open Borehole	Fuel Powered Units	
Drill Method		Date	August 19, 2019
Well Casing Construction		Time Start	11:36
Diameter of casing (inches)	6 inches	Time Stop	11:57
Gallons per foot		Gallon Pumped	Approx. 5 gals
Depth of Well (measured from (TOC)		Purge Time (minutes)	
Depth of Water (measured from TOC)	0.23'	Purge Rate (gallons/minute)	
Water height in Well (feet)		Well Pumped Dry	
Gallons in well		End Water Level	

STABILIZATION INFORMATION

Time/Depth	11:38	11:41	11:46	11:50		
pH	6.80	6.93	6.94	6.95		
Conductivity	2520 us/cm	2393 us/cm	2370 us/cm	2367 us/cm		
Temperature	27.3 C	26.7 C	26.5 C	26.5 C		
Salinity	1.3 popt	1.2 ppt	1.2 ppt	1.2 ppt		
Dissolved Oxygen	3.86 mg/L	2.83 mg/L	2.45 mg/L	2.29 mg/L		

SAMPLING INFORMATION

Sequence #	3	Color	None
Sampling Equipment	Solinist Pump	Appearance	Clear
Date	August 19, 2019	Odor	None
Time Start	11:23	Decon Method	
Time Stop	12:18	QC Sample Time/Type	

Envirologic International Ltd

Ground Water Sampling Log

Well Number	OW-2	Initials	LC
Project Number		Weather	High 80's
Project Name	Carnival Grand Port	Street Address	Sussex Drive
Sample purpose	Baseline Water Quality	City/ Country	Freeport, Grand Bahama
Site contact	A. Corpas	Sampler (s)	Lloyd Cheong
Site conditions	Good	Vehicle	Toyota Diesel

Sample Container Description

Sample Analysis	8270D	Metals	Turbidity	8260B	FL Pro	TDS	Bact/Cl	
Container Description	2 X 1lt AG	250 ml P	250 ml P	3X40 m1	3X40 m1	500 ml P	250 ml P	
Container Supplier	Test	America					Adam's	
Preservative	None	HNO3	None	HCl	HCl	None	None	

Purging Information

Casing Diameter (inches):	***2***	***3***	***4***	***5***	***6***	***8***	***12***
Gallons/foot of Casing:	***0.163***	***0.367***	***0.653***	***1.02***	***1.469***	***2.611***	***5.875***

Aquifer, Surficial, Lucayan		Condition of Well	
Top of Casing Elevation		3 X Gallons in Well	
Casing Stickup above/below Ground Surface (feet)		5 x gallons in Well	
Purging Equipment	Solinist Pump & Disposable Tubing	Decontamination Method	
Pump Plumbing Construction	Open Borehole	Fuel Powered Units	
Drill Method		Date	August 19, 2019
Well Casing Construction		Time Start	10:20
Diameter of casing (inches)	6 inches	Time Stop	10:39
Gallons per foot		Gallon Pumped	Approx. 7 gals
Depth of Well (measured from (TOC)		Purge Time (minutes)	
Depth of Water (measured from TOC)	1.43'	Purge Rate (gallons/minute)	
Water height in Well (feet)		Well Pumped Dry	
Gallons in well		End Water Level	

STABILIZATION INFORMATION

Time/Depth	10:23	10:26	10:30	10:34	10:39	
pH	6.88	6.89	6.90	6.90	6.92	
Conductivity	12.30 ms/cm	12.30 ms/cm	12.25 ms/cm	12.23 ms/cm	12.21 ms/cm	
Temperature	28.7 C	28.5 C	28.3 C	28.1 C	28.0 C	
Salinity	6.5 ppt	6.5 ppt	6.5 ppt	6.5 ppt	6.5 ppt	
Dissolved Oxygen	3.44 mg/L	2.91 mg/L	2.52 mg/L	2.21 mg/L	2.23 mg/L	

SAMPLING INFORMATION

Sequence #	2	Color	Slightly yellow
Sampling Equipment	Solinist Pump	Appearance	Clear
Date	August 19, 2019	Odor	Slight H2S
Time Start	10:00	Decon Method	
Time Stop	11:10	QC Sample Time/Type	

Envirologic International Ltd

Ground Water Sampling Log

Well Number	OW-3	Initials	LC
Project Number		Weather	Sunny 80's
Project Name	Carnival Grand Port	Street Address	Sussex Drive
Sample purpose	Baseline Water Quality	City/ Country	Freeport, Grand Bahama
Site contact	A. Corpas	Sampler (s)	Lloyd Cheong
Site conditions	Good	Vehicle	Toyota Diesel

Sample Container Description

Sample Analysis	8270D	Metals	Turbidity	8260B	FL Pro	TDS	Bact/Cl	
Container Description	2 X 1lt AG	250 ml P	250 ml P	3X40 m1	3X40 m1	500 ml P	250 ml P	
Container Supplier	Test	America					Adam's	
Preservative	None	HNO3	None	HCl	HCl	None	None	

Purging Information

Casing Diameter (inches):	***2***	***3***	***4***	***5***	***6***	***8***	***12***
Gallons/foot of Casing:	***0.163***	***0.367***	***0.653***	***1.02***	***1.469***	***2.611***	***5.875***

Aquifer, Surficial, Lucayan		Condition of Well	
Top of Casing Elevation		3 X Gallons in Well	
Casing Stickup above/below Ground Surface (feet)		5 x gallons in Well	
Purging Equipment	Solinist Pump & Disposable Tubing	Decontamination Method	
Pump Plumbing Construction	Open Borehole	Fuel Powered Units	
Drill Method		Date	August 19, 2019
Well Casing Construction		Time Start	8:48
Diameter of casing (inches)	6 inches	Time Stop	9:25
Gallons per foot		Gallon Pumped	Approx. 6 gals
Depth of Well (measured from (TOC)		Purge Time (minutes)	
Depth of Water (measured from TOC)	2.46'	Purge Rate (gallons/minute)	
Water height in Well (feet)		Well Pumped Dry	
Gallons in well		End Water Level	

STABILIZATION INFORMATION

Time/Depth	8:51	8:54	8:59	9:02	9:04	
pH	6.47	6.47	6.47	6.46	6.47	
Conductivity	44.39 ms/cm	44.14 ms/cm	43.87 ms/cm	43.63 ms/cm	43.53 ms/cm	
Temperature	27.4 C	27.2 C	27.3 C	27.1 C	27.1 C	
Salinity	27.2 ppt	27.1 ppt	27.0 ppt	26.8 ppt	26.8 ppt	
Dissolved Oxygen	6.45 mg/L	4.35 mg/L	3.56 mg/L	3.27 mg/L	3.17 mg/L	

SAMPLING INFORMATION

Sequence #	1	Color	Reddish brown
Sampling Equipment	Solinist Pump	Appearance	Clear
Date	August 19, 2019	Odor	Slight H2S
Time Start	8:24	Decon Method	
Time Stop	9:51	QC Sample Time/Type	

Envirologic International Ltd

Ground Water Sampling Log

Well Number	OW-4	Initials	LC
Project Number		Weather	Cloudy 80's
Project Name	Carnival Grand Port	Street Address	Sussex Drive
Sample purpose	Baseline Water Quality	City/ Country	Freeport, Grand Bahama
Site contact	A. Corpas	Sampler (s)	Lloyd Cheong
Site conditions	Good	Vehicle	Toyota Diesel

Sample Container Description

Sample Analysis	8270D	Metals	Turbidity	8260B	FL Pro	TDS	Bact/Cl	
Container Description	2 X 1lt AG	250 ml P	250 ml P	3X40 m1	3X40 m1	500 ml P	250 ml P	
Container Supplier	Test	America					Adam's	
Preservative	None	HNO3	None	HCl	HCl	None	None	

Purging Information

Casing Diameter (inches):	***2***	***3***	***4***	***5***	***6***	***8***	***12***
Gallons/foot of Casing:	***0.163***	***0.367***	***0.653***	***1.02***	***1.469***	***2.611***	***5.875***

Aquifer, Surficial, Lucayan		Condition of Well	
Top of Casing Elevation		3 X Gallons in Well	
Casing Stickup above/below Ground Surface (feet)		5 x gallons in Well	
Purging Equipment	Solinist Pump & Disposable Tubing	Decontamination Method	
Pump Plumbing Construction	Open Borehole	Fuel Powered Units	
Drill Method		Date	August 19, 2019
Well Casing Construction		Time Start	12:46
Diameter of casing (inches)	6 inches	Time Stop	1:11
Gallons per foot		Gallon Pumped	Approx. 6 gals
Depth of Well (measured from (TOC)		Purge Time (minutes)	
Depth of Water (measured from TOC)	5.56'	Purge Rate (gallons/minute)	
Water height in Well (feet)		Well Pumped Dry	
Gallons in well		End Water Level	

STABILIZATION INFORMATION

Time/Depth	12:49	12:52	12:56	12:58	1:01	1:04
pH	6.53	6.90	7.01	7.05	7.08	7.10
Conductivity	2167 us/cm	2452 us/cm	3186 us/cm	3794 us/cm	4118 us/cm	4210 us/cm
Temperature	27.4 C	27.2 C	27.3 C	27.1 C	27.1 C	25.3 C
Salinity	1.1 ppt	1.2 ppt	1.6 ppt	2.0 ppt	2.2 ppt	2.2 ppt
Dissolved Oxygen	3.79 mg/L	3.32 mg/L	2.72 mg/L	2.49 mg/L	2.36 mg/L	2.24 mg/L

SAMPLING INFORMATION

Sequence #	4	Color	None
Sampling Equipment	Solinist Pump	Appearance	Clear
Date	August 19, 2019	Odor	None
Time Start	12:32	Decon Method	
Time Stop	`1:30	QC Sample Time/Type	

Envirologic International Ltd

Ground Water Sampling Log

Well Number	OW-5	Initials	LC
Project Number		Weather	Cloudy 80's
Project Name	Carnival Grand Port	Street Address	Sussex Drive
Sample purpose	Baseline Water Quality	City/ Country	Freeport, Grand Bahama
Site contact	A. Corpas	Sampler (s)	Lloyd Cheong
Site conditions	Good	Vehicle	Toyota Diesel

Sample Container Description

Sample Analysis	8270D	Metals	Turbidity	8260B	FL Pro	TDS	Bact/Cl	
Container Description	2 X 1lt AG	250 ml P	250 ml P	3X40 m1	3X40 m1	500 ml P	250 ml P	
Container Supplier	Test	America					Adam's	
Preservative	None	HNO3	None	HCl	HCl	None	None	

Purging Information

Casing Diameter (inches):	***2***	***3***	***4***	***5***	***6***	***8***	***12***
Gallons/foot of Casing:	***0.163***	***0.367***	***0.653***	***1.02***	***1.469***	***2.611***	***5.875***

Aquifer, Surficial, Lucayan		Condition of Well	
Top of Casing Elevation		3 X Gallons in Well	
Casing Stickup above/below Ground Surface (feet)		5 x gallons in Well	
Purging Equipment	Solinist Pump & Disposable Tubing	Decontamination Method	
Pump Plumbing Construction	Open Borehole	Fuel Powered Units	
Drill Method		Date	August 21, 2019
Well Casing Construction		Time Start	8:40
Diameter of casing (inches)	6 inches	Time Stop	9:05
Gallons per foot		Gallon Pumped	
Depth of Well (measured from (TOC)		Purge Time (minutes)	
Depth of Water (measured from TOC)	1.61'	Purge Rate (gallons/minute)	
Water height in Well (feet)		Well Pumped Dry	
Gallons in well		End Water Level	

STABILIZATION INFORMATION

Time/Depth	8:45	8:47	8:51	8:56	8:59	
pH	7.07	7.07	7.07	7.40	7.40	
Conductivity	3274 us/cm	7.25 ms/cm	7.29 ms/cm	7.30 ms/cm	7.30 ms/cm	
Temperature	27.2 C	27.3 C	27.4 C	27.4 C	27.5 C	
Salinity	1.6 ppt	3.8 ppt	3.8 ppt	3.8 ppt	3.8 ppt	
Dissolved Oxygen	2.58 mg/L	2.07 mg/L	1.85 mg/L	1.69 mg/L	1.65 mg/L	

SAMPLING INFORMATION

Sequence #	9	Color	None
Sampling Equipment	Solinist Pump	Appearance	Clear
Date	August 21, 2019	Odor	None
Time Start	7:58	Decon Method	
Time Stop	`9:30	QC Sample Time/Type	

Envirologic International Ltd

Ground Water Sampling Log

Well Number	OW-6	Initials	LC
Project Number		Weather	Cloudy 80's
Project Name	Carnival Grand Port	Street Address	Sussex Drive
Sample purpose	Baseline Water Quality	City/ Country	Freeport, Grand Bahama
Site contact	A. Corpas	Sampler (s)	Lloyd Cheong
Site conditions	Good	Vehicle	Toyota Diesel

Sample Container Description

Sample Analysis	8270D	Metals	Turbidity	8260B	FL Pro	TDS	Bact/Cl	
Container Description	2 X 1lt AG	250 ml P	250 ml P	3X40 m1	3X40 m1	500 ml P	250 ml P	
Container Supplier	Test	America					Adam's	
Preservative	None	HNO3	None	HCl	HCl	None	None	

Purging Information

Casing Diameter (inches):	***2***	***3***	***4***	***5***	***6***	***8***	***12***
Gallons/foot of Casing:	***0.163***	***0.367***	***0.653***	***1.02***	***1.469***	***2.611***	***5.875***

Aquifer, Surficial, Lucayan		Condition of Well	
Top of Casing Elevation		3 X Gallons in Well	
Casing Stickup above/below Ground Surface (feet)		5 x gallons in Well	
Purging Equipment	Solinist Pump & Disposable Tubing	Decontamination Method	
Pump Plumbing Construction	Open Borehole	Fuel Powered Units	
Drill Method		Date	August 20, 2019
Well Casing Construction		Time Start	8:35
Diameter of casing (inches)	6 inches	Time Stop	8:59
Gallons per foot		Gallon Pumped	
Depth of Well (measured from (TOC)		Purge Time (minutes)	
Depth of Water (measured from TOC)	14.24'	Purge Rate (gallons/minute)	
Water height in Well (feet)		Well Pumped Dry	
Gallons in well		End Water Level	

STABILIZATION INFORMATION

Time/Depth	8:39	8:42	8:46	8:48	8:50	
pH	7.22	7.21	7.21	7.21	7.21	
Conductivity	1909 us/cm	1900 us/cm	1894 us/cm	1894 us/cm	1895 us/cm	
Temperature	25.0 C	24.9 C	24.8 C	24.7 C	24.7 C	
Salinity	1.0 ppt	1.0 ppt	1.0 ppt	1.0 ppt	1.0 ppt	
Dissolved Oxygen	3.0 mg/L	3.03 mg/L	2.59 mg/L	2.43 mg/L	2.21 mg/L	

SAMPLING INFORMATION

Sequence #	5	Color	None
Sampling Equipment	Solinist Pump	Appearance	Clear
Date	August 20, 2019	Odor	None
Time Start	8:06	Decon Method	
Time Stop	`9:28	QC Sample Time/Type	

Envirologic International Ltd

Ground Water Sampling Log

Well Number	OW-7	Initials	LC
Project Number		Weather	P. Cloudy 81
Project Name	Carnival Grand Port	Street Address	Sussex Drive
Sample purpose	Baseline Water Quality	City/ Country	Freeport, Grand Bahama
Site contact	A. Corpas	Sampler (s)	Lloyd Cheong
Site conditions	Good	Vehicle	Toyota Diesel

Sample Container Description

Sample Analysis	8270D	Metals	Turbidity	8260B	FL Pro	TDS	Bact/Cl	
Container Description	2 X 1lt AG	250 ml P	250 ml P	3X40 m1	3X40 m1	500 ml P	250 ml P	
Container Supplier	Test	America					Adam's	
Preservative	None	HNO3	None	HCl	HCl	None	None	

Purging Information

Casing Diameter (inches):	***2***	***3***	***4***	***5***	***6***	***8***	***12***
Gallons/foot of Casing:	***0.163***	***0.367***	***0.653***	***1.02***	***1.469***	***2.611***	***5.875***

Aquifer, Surficial, Lucayan		Condition of Well	
Top of Casing Elevation		3 X Gallons in Well	
Casing Stickup above/below Ground Surface (feet)		5 x gallons in Well	
Purging Equipment	Solinist Pump & Disposable Tubing	Decontamination Method	
Pump Plumbing Construction	Open Borehole	Fuel Powered Units	
Drill Method		Date	August 20, 2019
Well Casing Construction		Time Start	9:52
Diameter of casing (inches)	6 inches	Time Stop	10:15
Gallons per foot		Gallon Pumped	
Depth of Well (measured from (TOC)		Purge Time (minutes)	
Depth of Water (measured from TOC)	8.35'	Purge Rate (gallons/minute)	
Water height in Well (feet)		Well Pumped Dry	
Gallons in well		End Water Level	

STABILIZATION INFORMATION

Time/Depth	9:55	9:58	10:02	10:04	10:06	
pH	7.21	7.20	7.20	7.20	7.21	
Conductivity	1111 us/cm	1051 us/cm	1036 us/cm	1035 us/cm	1035 us/cm	
Temperature	25.6 C	25.5 C	25.4 C	25.3 C	25.3 C	
Salinity	0.5 ppt	0.5 ppt	0.5 ppt	0.5 ppt	0.5 ppt	
Dissolved Oxygen	5.68 mg/L	6.05 mg/L	1.77 mg/L	1.57 mg/L	1.60 mg/L	

SAMPLING INFORMATION

Sequence #	6	Color	None
Sampling Equipment	Solinist Pump	Appearance	Clear
Date	August 20, 2019	Odor	None
Time Start	9:35	Decon Method	
Time Stop	`10:37	QC Sample Time/Type	

Envirologic International Ltd

Ground Water Sampling Log

Well Number	OW-8	Initials	LC
Project Number		Weather	Sunny 87 F
Project Name	Carnival Grand Port	Street Address	Sussex Drive
Sample purpose	Baseline Water Quality	City/ Country	Freeport, Grand Bahama
Site contact	A. Corpas	Sampler (s)	Lloyd Cheong
Site conditions	Good	Vehicle	Toyota Diesel

Sample Container Description

Sample Analysis	8270D	Metals	Turbidity	8260B	FL Pro	TDS	Bact/Cl	
Container Description	2 X 1lt AG	250 ml P	250 ml P	3X40 m1	3X40 m1	500 ml P	250 ml P	
Container Supplier	Test	America					Adam's	
Preservative	None	HNO3	None	HCl	HCl	None	None	

Purging Information

Casing Diameter (inches):	***2***	***3***	***4***	***5***	***6***	***8***	***12***
Gallons/foot of Casing:	***0.163***	***0.367***	***0.653***	***1.02***	***1.469***	***2.611***	***5.875***

Aquifer, Surficial, Lucayan		Condition of Well	
Top of Casing Elevation		3 X Gallons in Well	
Casing Stickup above/below Ground Surface (feet)		5 x gallons in Well	
Purging Equipment	Solinist Pump & Disposable Tubing	Decontamination Method	
Pump Plumbing Construction	Open Borehole	Fuel Powered Units	
Drill Method		Date	August 20, 2019
Well Casing Construction		Time Start	12:27
Diameter of casing (inches)	6 inches	Time Stop	12:44
Gallons per foot		Gallon Pumped	
Depth of Well (measured from (TOC)		Purge Time (minutes)	
Depth of Water (measured from TOC)	5.59'	Purge Rate (gallons/minute)	
Water height in Well (feet)		Well Pumped Dry	
Gallons in well		End Water Level	

STABILIZATION INFORMATION

Time/Depth	12:30	12:33	12:35	12:40	12:43	
pH	6.91	6.91	6.91	6.91	6.91	
Conductivity	1296 us/cm	1324 us/cm	1334 us/cm	1341 us/cm	1340 us/cm	
Temperature	26.2 C	25.9 C	25.7 C	25.5 C	25.5 C	
Salinity	0.6 ppt	0.6 ppt	0.7 ppt	0.7 ppt	0.7 ppt	
Dissolved Oxygen	1.78 mg/L	1.44 mg/L	1.25 mg/L	1.03 mg/L	0.96 mg/L	

SAMPLING INFORMATION

Sequence #	8	Color	None
Sampling Equipment	Solinist Pump	Appearance	Clear
Date	August 20, 2019	Odor	None
Time Start	12:06	Decon Method	
Time Stop	`1:10	QC Sample Time/Type	

Envirologic International Ltd

Ground Water Sampling Log

Well Number	OW-9	Initials	LC
Project Number		Weather	P. Cloudy 85 F
Project Name	Carnival Grand Port	Street Address	Sussex Drive
Sample purpose	Baseline Water Quality	City/ Country	Freeport, Grand Bahama
Site contact	A. Corpas	Sampler (s)	Lloyd Cheong
Site conditions	Good	Vehicle	Toyota Diesel

Sample Container Description

Sample Analysis	8270D	Metals	Turbidity	8260B	FL Pro	TDS	Bact/Cl	
Container Description	2 X 1lt AG	250 ml P	250 ml P	3X40 m1	3X40 m1	500 ml P	250 ml P	
Container Supplier	Test	America					Adam's	
Preservative	None	HNO3	None	HCl	HCl	None	None	

Purging Information

Casing Diameter (inches):	***2***	***3***	***4***	***5***	***6***	***8***	***12***
Gallons/foot of Casing:	***0.163***	***0.367***	***0.653***	***1.02***	***1.469***	***2.611***	***5.875***

Aquifer, Surficial, Lucayan		Condition of Well	
Top of Casing Elevation		3 X Gallons in Well	
Casing Stickup above/below Ground Surface (feet)		5 x gallons in Well	
Purging Equipment	Solinist Pump & Disposable Tubing	Decontamination Method	
Pump Plumbing Construction	Open Borehole	Fuel Powered Units	
Drill Method		Date	August 20, 2019
Well Casing Construction		Time Start	11:06
Diameter of casing (inches)	6 inches	Time Stop	11:36
Gallons per foot		Gallon Pumped	5 gal
Depth of Well (measured from (TOC)		Purge Time (minutes)	
Depth of Water (measured from TOC)	5.27'	Purge Rate (gallons/minute)	
Water height in Well (feet)		Well Pumped Dry	
Gallons in well		End Water Level	

STABILIZATION INFORMATION

Time/Depth	11:09	11:13	11:16	11:22	11:25	
pH	7.24	7.30	7.31	7.32	7.33	
Conductivity	1394 us/cm	1404 us/cm	1416 us/cm	1425 us/cm	1427 us/cm	
Temperature	27.0 C	26.3 C	26.1 C	25.8 C	25.8 C	
Salinity	0.7 ppt	0.7 ppt	0.7 ppt	0.7 ppt	0.7 ppt	
Dissolved Oxygen	1.50 mg/L	1.20 mg/L	1.05 mg/L	0.72 mg/L	1.05 mg/L	

SAMPLING INFORMATION

Sequence #	7	Color	None
Sampling Equipment	Solinist Pump	Appearance	Clear
Date	August 20, 2019	Odor	None
Time Start	10:51	Decon Method	
Time Stop	`11:58	QC Sample Time/Type	

Envirologic International Ltd

Ground Water Sampling Log

Well Number	OW-10	Initials	LC
Project Number		Weather	P. Cloudy 80's
Project Name	Carnival Grand Port	Street Address	Sussex Drive
Sample purpose	Baseline Water Quality	City/ Country	Freeport, Grand Bahama
Site contact	A. Corpas	Sampler (s)	Lloyd Cheong
Site conditions	Good	Vehicle	Toyota Diesel

Sample Container Description

Sample Analysis	8270D	Metals	Turbidity	8260B	FL Pro	TDS	Bact/Cl	
Container Description	2 X 1lt AG	250 ml P	250 ml P	3X40 m1	3X40 m1	500 ml P	250 ml P	
Container Supplier	Test	America					Adam's	
Preservative	None	HNO3	None	HCl	HCl	None	None	

Purging Information

Casing Diameter (inches):	***2***	***3***	***4***	***5***	***6***	***8***	***12***
Gallons/foot of Casing:	***0.163***	***0.367***	***0.653***	***1.02***	***1.469***	***2.611***	***5.875***

Aquifer, Surficial, Lucayan		Condition of Well	
Top of Casing Elevation		3 X Gallons in Well	
Casing Stickup above/below Ground Surface (feet)		5 x gallons in Well	
Purging Equipment	Solinist Pump & Disposable Tubing	Decontamination Method	
Pump Plumbing Construction	Open Borehole	Fuel Powered Units	
Drill Method		Date	August 21, 2019
Well Casing Construction		Time Start	9:56
Diameter of casing (inches)	6 inches	Time Stop	10:23
Gallons per foot		Gallon Pumped	4.5 gal
Depth of Well (measured from (TOC)		Purge Time (minutes)	
Depth of Water (measured from TOC)	1.52'	Purge Rate (gallons/minute)	
Water height in Well (feet)		Well Pumped Dry	
Gallons in well		End Water Level	

STABILIZATION INFORMATION;14

Time/Depth	9:59	10:02	10:06	10:10	10:12	10:14
pH	7.20	7.20	7.20	7.29	7.30	7.30
Conductivity	3318 us/cm	3295 us/cm	3271 us/cm	3266 us/cm	3257 us/cm	3258 us/cm
Temperature	27.2 C	27.0 C	26.9 C	26.9 C	26.9 C	26.9 C
Salinity	1.7 ppt	1.6 ppt	1.6 ppt	1.6 ppt	1.6 ppt	1.6 ppt
Dissolved Oxygen	2.08 mg/L	1.75 mg/L	1.52 mg/L	1.42 mg/L	1.35 mg/L	1.33 mg/L

SAMPLING INFORMATION

Sequence #	7	Color	None
Sampling Equipment	Solinist Pump	Appearance	Clear
Date	August 21, 2019	Odor	None
Time Start	9:37	Decon Method	
Time Stop	`10:47	QC Sample Time/Type	

Envirologic International Ltd

Ground Water Sampling Log

Well Number	OW-11	Initials	LC
Project Number		Weather	Sunny 87 F
Project Name	Carnival Grand Port	Street Address	Sussex Drive
Sample purpose	Baseline Water Quality	City/ Country	Freeport, Grand Bahama
Site contact	A. Corpas	Sampler (s)	Lloyd Cheong
Site conditions	Good	Vehicle	Toyota Diesel

Sample Container Description

Sample Analysis	8270D	Metals	Turbidity	8260B	FL Pro	TDS	Bact/Cl	
Container Description	2 X 1lt AG	250 ml P	250 ml P	3X40 m1	3X40 m1	500 ml P	250 ml P	
Container Supplier	Test	America					Adam's	
Preservative	None	HNO3	None	HCl	HCl	None	None	

Purging Information

Casing Diameter (inches):	***2***	***3***	***4***	***5***	***6***	***8***	***12***
Gallons/foot of Casing:	***0.163***	***0.367***	***0.653***	***1.02***	***1.469***	***2.611***	***5.875***

Aquifer, Surficial, Lucayan		Condition of Well	
Top of Casing Elevation		3 X Gallons in Well	
Casing Stickup above/below Ground Surface (feet)		5 x gallons in Well	
Purging Equipment	Solinist Pump & Disposable Tubing	Decontamination Method	
Pump Plumbing Construction	Open Borehole	Fuel Powered Units	
Drill Method		Date	August 21, 2019
Well Casing Construction		Time Start	11:21
Diameter of casing (inches)	6 inches	Time Stop	11:40
Gallons per foot		Gallon Pumped	5.5 gal
Depth of Well (measured from (TOC)		Purge Time (minutes)	
Depth of Water (measured from TOC)	1.18'	Purge Rate (gallons/minute)	
Water height in Well (feet)		Well Pumped Dry	
Gallons in well		End Water Level	

STABILIZATION INFORMATION;14

Time/Depth	11:23	11:26	11:29	11:35	11:40	
pH	7.05	7.29	7.30	7.31	7.31	
Conductivity	1984 us/cm	1902 us/cm	1868 us/cm	1828 us/cm	1806 us/cm	
Temperature	26.3 C	25.7 C	25.4 C	25.1 C	25.1 C	
Salinity	1.0 ppt	1.0 ppt	0.9 ppt	0.9 ppt	0.9 ppt	
Dissolved Oxygen	0.72 mg/L	0.42 mg/L	0.58 mg/L	0.58 mg/L	0.55 mg/L	

SAMPLING INFORMATION

Sequence #	11	Color	None
Sampling Equipment	Solinist Pump	Appearance	Clear
Date	August 21, 2019	Odor	None
Time Start	11:01	Decon Method	
Time Stop	`12:14	QC Sample Time/Type	

Envirologic International Ltd

Ground Water Sampling Log

Well Number	OW-12	Initials	LC
Project Number		Weather	P.Cloudy 87 F
Project Name	Carnival Grand Port	Street Address	Sussex Drive
Sample purpose	Baseline Water Quality	City/ Country	Freeport, Grand Bahama
Site contact	A. Corpas	Sampler (s)	Lloyd Cheong
Site conditions	Good	Vehicle	Toyota Diesel

Sample Container Description

Sample Analysis	8270D	Metals	Turbidity	8260B	FL Pro	TDS	Bact/Cl	
Container Description	2 X 1lt AG	250 ml P	250 ml P	3X40 m1	3X40 m1	500 ml P	250 ml P	
Container Supplier	Test	America					Adam's	
Preservative	None	HNO3	None	HCl	HCl	None	None	

Purging Information

Casing Diameter (inches):	***2***	***3***	***4***	***5***	***6***	***8***	***12***
Gallons/foot of Casing:	***0.163***	***0.367***	***0.653***	***1.02***	***1.469***	***2.611***	***5.875***

Aquifer, Surficial, Lucayan		Condition of Well	
Top of Casing Elevation		3 X Gallons in Well	
Casing Stickup above/below Ground Surface (feet)		5 x gallons in Well	
Purging Equipment	Solinist Pump & Disposable Tubing	Decontamination Method	
Pump Plumbing Construction	Open Borehole	Fuel Powered Units	
Drill Method		Date	August 21, 2019
Well Casing Construction		Time Start	12:40
Diameter of casing (inches)	6 inches	Time Stop	1:05
Gallons per foot		Gallon Pumped	5.5 gal
Depth of Well (measured from (TOC)		Purge Time (minutes)	
Depth of Water (measured from TOC)	1.29'	Purge Rate (gallons/minute)	
Water height in Well (feet)		Well Pumped Dry	
Gallons in well		End Water Level	

STABILIZATION INFORMATION;14

Time/Depth	12:43	12:46	12:49	12:54	12:58	
pH	7.24	7.35	7.36	7.36	7.36	
Conductivity	1189 us/cm	1165 us/cm	1163 us/cm	1169 us/cm	1171 us/cm	
Temperature	26.4 C	25.6 C	25.3 C	25.3 C	25.3 C	
Salinity	0.6 ppt	0.6 ppt	0.6 ppt	0.6 ppt	0.6 ppt	
Dissolved Oxygen	1.16 mg/L	0.25 mg/L	0.29 mg/L	0.29 mg/L	0.30 mg/L	

SAMPLING INFORMATION

Sequence #	12	Color	None
Sampling Equipment	Solinist Pump	Appearance	Clear
Date	August 21, 2019	Odor	None
Time Start	12:23	Decon Method	
Time Stop	`1:27	QC Sample Time/Type	

Envirologic International Ltd

Ground Water Sampling Log

Well Number	OW-13	Initials	LC
Project Number	DUP A Collected	Weather	P.Cloudy 82 F
Project Name	Carnival Grand Port	Street Address	Sussex Drive
Sample purpose	Baseline Water Quality	City/ Country	Freeport, Grand Bahama
Site contact	A. Corpas	Sampler (s)	Lloyd Cheong
Site conditions	Good	Vehicle	Toyota Diesel

Sample Container Description

Sample Analysis	8270D	Metals	Turbidity	8260B	FL Pro	TDS	Bact/Cl	
Container Description	2 X 1lt AG	250 ml P	250 ml P	3X40 m1	3X40 m1	500 ml P	250 ml P	
Container Supplier	Test	America					Adam's	
Preservative	None	HNO3	None	HCl	HCl	None	None	

Purging Information

Casing Diameter (inches):	***2***	***3***	***4***	***5***	***6***	***8***	***12***
Gallons/foot of Casing:	***0.163***	***0.367***	***0.653***	***1.02***	***1.469***	***2.611***	***5.875***

Aquifer, Surficial, Lucayan		Condition of Well	
Top of Casing Elevation		3 X Gallons in Well	
Casing Stickup above/below Ground Surface (feet)		5 x gallons in Well	
Purging Equipment	Solinist Pump & Disposable Tubing	Decontamination Method	
Pump Plumbing Construction	Open Borehole	Fuel Powered Units	
Drill Method		Date	August 22, 2019
Well Casing Construction		Time Start	9:52
Diameter of casing (inches)	6 inches	Time Stop	10:35
Gallons per foot		Gallon Pumped	5.5 gal
Depth of Well (measured from (TOC)		Purge Time (minutes)	
Depth of Water (measured from TOC)	3.46'	Purge Rate (gallons/minute)	
Water height in Well (feet)		Well Pumped Dry	
Gallons in well		End Water Level	

STABILIZATION INFORMATION;14

Time/Depth	9:55	9:58	10:03	10:09	10:11	
pH	7.12	7.30	7.32	7.33	7.33	
Conductivity	2716 us/cm	2740 us/cm	2741 us/cm	2727 us/cm	2718 us/cm	
Temperature	28.7 C	28.5 C	28.4 C	28.4 C	28.3 C	
Salinity	1.3 ppt	1.3 ppt	1.3 ppt	1.3 ppt	1.3 ppt	
Dissolved Oxygen	0.82 mg/L	0.15 mg/L	0.04 mg/L	0.05 mg/L	0.05 mg/L	

SAMPLING INFORMATION

Sequence #	13	Color	None
Sampling Equipment	Solinist Pump	Appearance	Clear
Date	August 22, 2019	Odor	None
Time Start	8:45	Decon Method	
Time Stop	`10:56	QC Sample Time/Type	

eurofins | Environment Testing TestAmerica

ANALYTICAL REPORT

Eurofins TestAmerica, Tampa
6712 Benjamin Road
Suite 100
Tampa, FL 33634
Tel: (813)885-7427

Laboratory Job ID: 660-96735-1
Client Project/Site: Carnival Grand Port

For:
Envirologic International LTD.
1100 SE 24th Street
Suite 101F
Ft. Lauderdale, Florida 33316

Attn: Mr. Lloyd Cheong

Authorized for release by:
8/30/2019 2:46:59 PM

Haukur Gudnason, Project Manager II
(813)280-8342
haukur.gudnason@testamericainc.com

LINKS

Review your project results through TotalAccess

Have a Question? Ask The Expert

Visit us at: www.testamericainc.com

The test results in this report meet all 2003 NELAC and 2009 TNI requirements for accredited parameters, exceptions are noted in this report. This report may not be reproduced except in full, and with written approval from the laboratory. For questions please contact the Project Manager at the e-mail address or telephone number listed on this page.

This report has been electronically signed and authorized by the signatory. Electronic signature is intended to be the legally binding equivalent of a traditionally handwritten signature.

Results relate only to the items tested and the sample(s) as received by the laboratory.

Table of Contents

Cover Page 1
Table of Contents 2
Sample Summary 3
Case Narrative 4
Definitions/Glossary 5
Detection Summary 6
Client Sample Results 7
QC Sample Results 15
QC Association Summary 23
Lab Chronicle 26
Method Summary 28
Certification Summary 29
Chain of Custody 30
Receipt Checklists 31

Sample Summary

Client: Envirologic International LTD.
Project/Site: Carnival Grand Port

Job ID: 660-96735-1

Lab Sample ID	Client Sample ID	Matrix	Collected	Received	Asset ID
660-96735-1	OW-3	Water	08/19/19 09:05	08/20/19 10:05	
660-96735-2	OW-2	Water	08/19/19 10:35	08/20/19 10:05	
660-96735-3	OW-1	Water	08/19/19 12:55	08/20/19 10:05	
660-96735-4	OW-4	Water	08/19/19 13:05	08/20/19 10:05	

Case Narrative

Client: Envirologic International LTD.
Project/Site: Carnival Grand Port

Job ID: 660-96735-1

Job ID: 660-96735-1

Laboratory: Eurofins TestAmerica, Tampa

Narrative

Receipt
The samples were received on 8/20/2019 10:05 AM; the samples arrived in good condition, properly preserved and, where required, on ice. The temperature of the cooler at receipt was 5.2º C.

GC/MS VOA
Method(s) 8260B: The continuing calibration verification (CCV) associated with batch 660-214944 recovered outside acceptance criteria, low biased, for bromomethane. A reporting limit (RL) standard was analyzed, and the target analyte was detected. Since the associated samples were non-detect for this analyte, the data have been reported.

Method(s) 8260B: The laboratory control sample (LCS) for analytical batch 660-214944 recovered outside control limits for the following analyte(s): bromomethane. Bromomethane has been identified as a poor performing analyte when analyzed using this method; therefore, re-analysis was not performed.

Method(s) 8260B: The following sample was collected in properly preserved vials for analysis of volatile organic compounds (VOCs). However, the pH was outside the required criteria when verified by the laboratory, and corrective action was not possible: OW-3 (660-96735-1). Batch 214944.

No additional analytical or quality issues were noted, other than those described above or in the Definitions/Glossary page.

GC/MS Semi VOA
Method(s) 8270D SIM: The matrix spike / matrix spike duplicate (MS/MSD) recoveries for the following sample associated with preparation batch 660-214636 and analytical batch 660-214653 were outside control limits: (660-96735-B-2-A MS). The associated laboratory control sample (LCS) recovery met acceptance criteria.

No additional analytical or quality issues were noted, other than those described above or in the Definitions/Glossary page.

GC Semi VOA
Method(s) FL-PRO Micro: Two surrogates are used for this analysis. The laboratory's SOP allows one of these surrogates to be outside acceptance criteria without performing re-extraction/re-analysis. The following samples contained an allowable number of surrogate compounds outside limits: OW-3 (660-96735-1), OW-2 (660-96735-2), (MB 660-214619/1-A) and (660-96735-J-3-A DU). These results have been reported and qualified.

No additional analytical or quality issues were noted, other than those described above or in the Definitions/Glossary page.

Metals
Method(s) 6010D: Sample diluted due to a saturated level of sodium in the matrix that suppresses the internal standards below acceptable limits. OW-3 (660-96735-1). Elevated reporting limits (RLs) are provided.

No additional analytical or quality issues were noted, other than those described above or in the Definitions/Glossary page.

General Chemistry
No additional analytical or quality issues were noted, other than those described in the Definitions/Glossary page.

Organic Prep
No analytical or quality issues were noted, other than those described in the Definitions/Glossary page.

Definitions/Glossary

Client: Envirologic International LTD.
Project/Site: Carnival Grand Port

Job ID: 660-96735-1

Qualifiers

GC/MS VOA

Qualifier	Qualifier Description
I	The reported value is between the laboratory method detection limit and the laboratory practical quantitation limit.
J3	Estimated value; value may not be accurate. Spike recovery or RPD outside of criteria.
U	Indicates that the compound was analyzed for but not detected.

GC/MS Semi VOA

Qualifier	Qualifier Description
J3	Estimated value; value may not be accurate. Spike recovery or RPD outside of criteria.
U	Indicates that the compound was analyzed for but not detected.

GC Semi VOA

Qualifier	Qualifier Description
J1	Estimated value; value may not be accurate. Surrogate recovery outside of criteria.
U	Indicates that the compound was analyzed for but not detected.

Metals

Qualifier	Qualifier Description
I	The reported value is between the laboratory method detection limit and the laboratory practical quantitation limit.
U	Indicates that the compound was analyzed for but not detected.

General Chemistry

Qualifier	Qualifier Description
U	Indicates that the compound was analyzed for but not detected.

Glossary

Abbreviation	These commonly used abbreviations may or may not be present in this report.
¤	Listed under the "D" column to designate that the result is reported on a dry weight basis
%R	Percent Recovery
CFL	Contains Free Liquid
CNF	Contains No Free Liquid
DER	Duplicate Error Ratio (normalized absolute difference)
Dil Fac	Dilution Factor
DL	Detection Limit (DoD/DOE)
DL, RA, RE, IN	Indicates a Dilution, Re-analysis, Re-extraction, or additional Initial metals/anion analysis of the sample
DLC	Decision Level Concentration (Radiochemistry)
EDL	Estimated Detection Limit (Dioxin)
LOD	Limit of Detection (DoD/DOE)
LOQ	Limit of Quantitation (DoD/DOE)
MDA	Minimum Detectable Activity (Radiochemistry)
MDC	Minimum Detectable Concentration (Radiochemistry)
MDL	Method Detection Limit
ML	Minimum Level (Dioxin)
NC	Not Calculated
ND	Not Detected at the reporting limit (or MDL or EDL if shown)
PQL	Practical Quantitation Limit
QC	Quality Control
RER	Relative Error Ratio (Radiochemistry)
RL	Reporting Limit or Requested Limit (Radiochemistry)
RPD	Relative Percent Difference, a measure of the relative difference between two points
TEF	Toxicity Equivalent Factor (Dioxin)
TEQ	Toxicity Equivalent Quotient (Dioxin)

Detection Summary

Client: Envirologic International LTD.
Project/Site: Carnival Grand Port

Job ID: 660-96735-1

Client Sample ID: OW-3 — Lab Sample ID: 660-96735-1

Analyte	Result	Qualifier	RL	MDL	Unit	Dil Fac	D	Method	Prep Type
Carbon disulfide	2.3		2.0	0.35	ug/L	1		8260B	Total/NA
Arsenic	0.015	I	0.050	0.0093	mg/L	5		6010D	Total Recoverable
Barium	0.034	I	0.050	0.0046	mg/L	5		6010D	Total Recoverable
Cadmium	0.0035	I	0.020	0.0023	mg/L	5		6010D	Total Recoverable
Chromium	0.0076	I	0.050	0.0055	mg/L	5		6010D	Total Recoverable
Turbidity	160		5.0	5.0	NTU	10		2130B-2011	Total/NA
Total Dissolved Solids	32000		200	200	mg/L	1		2540C-2011	Total/NA

Client Sample ID: OW-2 — Lab Sample ID: 660-96735-2

Analyte	Result	Qualifier	RL	MDL	Unit	Dil Fac	D	Method	Prep Type
Arsenic	0.0044	I	0.010	0.0019	mg/L	1		6010D	Total Recoverable
Barium	0.0066	I	0.010	0.00092	mg/L	1		6010D	Total Recoverable
Cadmium	0.00096	I	0.0040	0.00046	mg/L	1		6010D	Total Recoverable
Total Dissolved Solids	6900		100	100	mg/L	1		2540C-2011	Total/NA

Client Sample ID: OW-1 — Lab Sample ID: 660-96735-3

Analyte	Result	Qualifier	RL	MDL	Unit	Dil Fac	D	Method	Prep Type
Barium	0.0052	I	0.010	0.00092	mg/L	1		6010D	Total Recoverable
Total Dissolved Solids	1200		20	20	mg/L	1		2540C-2011	Total/NA

Client Sample ID: OW-4 — Lab Sample ID: 660-96735-4

Analyte	Result	Qualifier	RL	MDL	Unit	Dil Fac	D	Method	Prep Type
Barium	0.0050	I	0.010	0.00092	mg/L	1		6010D	Total Recoverable
Cadmium	0.00060	I	0.0040	0.00046	mg/L	1		6010D	Total Recoverable
Turbidity	3.4		0.50	0.50	NTU	1		2130B-2011	Total/NA
Total Dissolved Solids	2300		40	40	mg/L	1		2540C-2011	Total/NA

This Detection Summary does not include radiochemical test results.

Client: Envirologic International LTD.
Project/Site: Carnival Grand Port

Job ID: 660-96735-1

Client Sample ID: OW-3

Date Collected: 08/19/19 09:05
Date Received: 08/20/19 10:05

Lab Sample ID: 660-96735-1

Matrix: Water

Method: 8260B - Volatile Organic Compounds (GC/MS)

Analyte	Result	Qualifier	RL	MDL	Unit	D	Prepared	Analyzed	Dil Fac
Benzene	0.25	U	1.0	0.25	ug/L			08/29/19 14:33	1
Dichlorobromomethane	0.23	U	1.0	0.23	ug/L			08/29/19 14:33	1
Bromoform	1.1	U	5.0	1.1	ug/L			08/29/19 14:33	1
Bromomethane	2.5	J3 U	10	2.5	ug/L			08/29/19 14:33	1
Carbon tetrachloride	0.23	U	1.0	0.23	ug/L			08/29/19 14:33	1
Chlorobenzene	0.27	U	1.0	0.27	ug/L			08/29/19 14:33	1
Chloroethane	2.5	U	10	2.5	ug/L			08/29/19 14:33	1
Chloroform	0.29	U	1.0	0.29	ug/L			08/29/19 14:33	1
Chloromethane	0.76	U	2.0	0.76	ug/L			08/29/19 14:33	1
Chlorodibromomethane	0.31	U	3.0	0.31	ug/L			08/29/19 14:33	1
1,2-Dibromo-3-Chloropropane	2.5	U	10	2.5	ug/L			08/29/19 14:33	1
Ethylene Dibromide	0.27	U	1.0	0.27	ug/L			08/29/19 14:33	1
1,2-Dichlorobenzene	0.24	U	1.0	0.24	ug/L			08/29/19 14:33	1
1,3-Dichlorobenzene	0.26	U	1.0	0.26	ug/L			08/29/19 14:33	1
1,4-Dichlorobenzene	0.22	U	1.0	0.22	ug/L			08/29/19 14:33	1
Dichlorodifluoromethane	2.5	U	10	2.5	ug/L			08/29/19 14:33	1
1,1-Dichloroethane	0.32	U	1.0	0.32	ug/L			08/29/19 14:33	1
1,1-Dichloroethene	0.26	U	1.0	0.26	ug/L			08/29/19 14:33	1
1,2-Dichloroethane	0.31	U	1.0	0.31	ug/L			08/29/19 14:33	1
cis-1,2-Dichloroethene	0.32	U	1.0	0.32	ug/L			08/29/19 14:33	1
trans-1,2-Dichloroethene	0.39	U	2.0	0.39	ug/L			08/29/19 14:33	1
1,2-Dichloropropane	0.52	U	2.0	0.52	ug/L			08/29/19 14:33	1
cis-1,3-Dichloropropene	0.39	U	2.0	0.39	ug/L			08/29/19 14:33	1
trans-1,3-Dichloropropene	0.27	U	1.0	0.27	ug/L			08/29/19 14:33	1
Ethylbenzene	0.27	U	1.0	0.27	ug/L			08/29/19 14:33	1
Isopropylbenzene	0.52	U	2.0	0.52	ug/L			08/29/19 14:33	1
Methylene Chloride	1.4	U	10	1.4	ug/L			08/29/19 14:33	1
Styrene	0.49	U	2.0	0.49	ug/L			08/29/19 14:33	1
1,1,2,2-Tetrachloroethane	0.44	U	1.0	0.44	ug/L			08/29/19 14:33	1
Tetrachloroethene	0.50	U	2.0	0.50	ug/L			08/29/19 14:33	1
Toluene	0.24	U	1.0	0.24	ug/L			08/29/19 14:33	1
1,2,3-Trichlorobenzene	0.37	U	2.0	0.37	ug/L			08/29/19 14:33	1
1,2,4-Trichlorobenzene	0.58	U	2.0	0.58	ug/L			08/29/19 14:33	1
1,1,1-Trichloroethane	0.30	U	1.0	0.30	ug/L			08/29/19 14:33	1
1,1,2-Trichloroethane	0.29	U	1.0	0.29	ug/L			08/29/19 14:33	1
Trichloroethene	0.61	U	2.0	0.61	ug/L			08/29/19 14:33	1
Trichlorofluoromethane	0.49	U	5.0	0.49	ug/L			08/29/19 14:33	1
Vinyl chloride	0.26	U	1.0	0.26	ug/L			08/29/19 14:33	1
Acetone	3.0	U	20	3.0	ug/L			08/29/19 14:33	1
2-Butanone (MEK)	3.2	U	10	3.2	ug/L			08/29/19 14:33	1
4-Methyl-2-pentanone (MIBK)	4.0	U	15	4.0	ug/L			08/29/19 14:33	1
Carbon disulfide	**2.3**		2.0	0.35	ug/L			08/29/19 14:33	1
2-Hexanone	4.4	U	15	4.4	ug/L			08/29/19 14:33	1
Methyl tert-butyl ether	0.44	U	2.0	0.44	ug/L			08/29/19 14:33	1
Xylenes, Total	0.50	U	4.0	0.50	ug/L			08/29/19 14:33	1

Surrogate	*%Recovery*	*Qualifier*	*Limits*	*Prepared*	*Analyzed*	*Dil Fac*
4-Bromofluorobenzene	*96*		*70 - 130*		*08/29/19 14:33*	*1*
Dibromofluoromethane	*101*		*70 - 130*		*08/29/19 14:33*	*1*
Toluene-d8 (Surr)	*102*		*70 - 130*		*08/29/19 14:33*	*1*

Client: Envirologic International LTD.
Project/Site: Carnival Grand Port

Job ID: 660-96735-1

Client Sample ID: OW-3

Date Collected: 08/19/19 09:05
Date Received: 08/20/19 10:05

Lab Sample ID: 660-96735-1

Matrix: Water

Method: 8270D - PAHs by GC/MS (SIM)

Analyte	Result	Qualifier	RL	MDL	Unit	D	Prepared	Analyzed	Dil Fac
Naphthalene	1.3	U	3.8	1.3	ug/L		08/21/19 11:24	08/22/19 09:18	1
2-Methylnaphthalene	0.64	U	0.72	0.64	ug/L		08/21/19 11:24	08/22/19 09:18	1
1-Methylnaphthalene	0.62	U	0.72	0.62	ug/L		08/21/19 11:24	08/22/19 09:18	1
Acenaphthylene	0.077	U	0.48	0.077	ug/L		08/21/19 11:24	08/22/19 09:18	1
Acenaphthene	0.24	U	0.72	0.24	ug/L		08/21/19 11:24	08/22/19 09:18	1
Fluorene	0.24	U	0.72	0.24	ug/L		08/21/19 11:24	08/22/19 09:18	1
Phenanthrene	0.83	U	2.9	0.83	ug/L		08/21/19 11:24	08/22/19 09:18	1
Anthracene	0.086	U	0.48	0.086	ug/L		08/21/19 11:24	08/22/19 09:18	1
Fluoranthene	0.22	U	0.72	0.22	ug/L		08/21/19 11:24	08/22/19 09:18	1
Pyrene	0.21	U	0.48	0.21	ug/L		08/21/19 11:24	08/22/19 09:18	1
Benzo[a]anthracene	0.048	U	0.19	0.048	ug/L		08/21/19 11:24	08/22/19 09:18	1
Chrysene	0.065	U	0.48	0.065	ug/L		08/21/19 11:24	08/22/19 09:18	1
Benzo[b]fluoranthene	0.048	U	0.096	0.048	ug/L		08/21/19 11:24	08/22/19 09:18	1
Benzo[k]fluoranthene	0.080	U	0.48	0.080	ug/L		08/21/19 11:24	08/22/19 09:18	1
Benzo[a]pyrene	0.070	U	0.48	0.070	ug/L		08/21/19 11:24	08/22/19 09:18	1
Benzo[g,h,i]perylene	0.067	U	0.48	0.067	ug/L		08/21/19 11:24	08/22/19 09:18	1
Indeno[1,2,3-cd]pyrene	0.048	U	0.19	0.048	ug/L		08/21/19 11:24	08/22/19 09:18	1
Dibenz(a,h)anthracene	0.074	U	0.19	0.074	ug/L		08/21/19 11:24	08/22/19 09:18	1

Surrogate	*%Recovery*	*Qualifier*	*Limits*	*Prepared*	*Analyzed*	*Dil Fac*
2-methylnaphthalene-d10	*46*		*19 - 110*	*08/21/19 11:24*	*08/22/19 09:18*	*1*
Fluoranthene-d10	*53*		*35 - 140*	*08/21/19 11:24*	*08/22/19 09:18*	*1*

Method: FL-PRO Micro - Florida - Petroleum Range Organics (GC)

Analyte	Result	Qualifier	RL	MDL	Unit	D	Prepared	Analyzed	Dil Fac
Total Petroleum Hydrocarbons (C8-C40)	0.24	U	1.0	0.24	mg/L		08/21/19 07:39	08/21/19 14:32	1

Surrogate	*%Recovery*	*Qualifier*	*Limits*	*Prepared*	*Analyzed*	*Dil Fac*
o-Terphenyl	*77*		*66 - 139*	*08/21/19 07:39*	*08/21/19 14:32*	*1*
n-C39	*26*	*J1*	*40 - 129*	*08/21/19 07:39*	*08/21/19 14:32*	*1*

Method: 6010D - Metals (ICP) - Total Recoverable

Analyte	Result	Qualifier	RL	MDL	Unit	D	Prepared	Analyzed	Dil Fac
Silver	0.0073	U	0.050	0.0073	mg/L		08/22/19 07:01	08/22/19 13:58	5
Arsenic	**0.015**	**I**	0.050	0.0093	mg/L		08/22/19 07:01	08/22/19 13:58	5
Barium	**0.034**	**I**	0.050	0.0046	mg/L		08/22/19 07:01	08/22/19 13:58	5
Cadmium	**0.0035**	**I**	0.020	0.0023	mg/L		08/22/19 07:01	08/22/19 13:58	5
Chromium	**0.0076**	**I**	0.050	0.0055	mg/L		08/22/19 07:01	08/22/19 13:58	5
Lead	0.010	U	0.050	0.010	mg/L		08/22/19 07:01	08/22/19 13:58	5
Selenium	0.025	U	0.10	0.025	mg/L		08/22/19 07:01	08/22/19 13:58	5

Method: 7470A - Mercury (CVAA)

Analyte	Result	Qualifier	RL	MDL	Unit	D	Prepared	Analyzed	Dil Fac
Mercury	0.076	U	0.30	0.076	ug/L		08/22/19 10:00	08/22/19 15:42	1

General Chemistry

Analyte	Result	Qualifier	RL	RL	Unit	D	Prepared	Analyzed	Dil Fac
Turbidity	**160**		5.0	5.0	NTU			08/21/19 06:55	10
Total Dissolved Solids	**32000**		200	200	mg/L			08/21/19 09:13	1

Client: Envirologic International LTD.
Project/Site: Carnival Grand Port

Job ID: 660-96735-1

Client Sample ID: OW-2

Date Collected: 08/19/19 10:35
Date Received: 08/20/19 10:05

Lab Sample ID: 660-96735-2

Matrix: Water

Method: 8260B - Volatile Organic Compounds (GC/MS)

Analyte	Result	Qualifier	RL	MDL	Unit	D	Prepared	Analyzed	Dil Fac
Benzene	0.25	U	1.0	0.25	ug/L			08/29/19 14:54	1
Dichlorobromomethane	0.23	U	1.0	0.23	ug/L			08/29/19 14:54	1
Bromoform	1.1	U	5.0	1.1	ug/L			08/29/19 14:54	1
Bromomethane	2.5	J3 U	10	2.5	ug/L			08/29/19 14:54	1
Carbon tetrachloride	0.23	U	1.0	0.23	ug/L			08/29/19 14:54	1
Chlorobenzene	0.27	U	1.0	0.27	ug/L			08/29/19 14:54	1
Chloroethane	2.5	U	10	2.5	ug/L			08/29/19 14:54	1
Chloroform	0.29	U	1.0	0.29	ug/L			08/29/19 14:54	1
Chloromethane	0.76	U	2.0	0.76	ug/L			08/29/19 14:54	1
Chlorodibromomethane	0.31	U	3.0	0.31	ug/L			08/29/19 14:54	1
1,2-Dibromo-3-Chloropropane	2.5	U	10	2.5	ug/L			08/29/19 14:54	1
Ethylene Dibromide	0.27	U	1.0	0.27	ug/L			08/29/19 14:54	1
1,2-Dichlorobenzene	0.24	U	1.0	0.24	ug/L			08/29/19 14:54	1
1,3-Dichlorobenzene	0.26	U	1.0	0.26	ug/L			08/29/19 14:54	1
1,4-Dichlorobenzene	0.22	U	1.0	0.22	ug/L			08/29/19 14:54	1
Dichlorodifluoromethane	2.5	U	10	2.5	ug/L			08/29/19 14:54	1
1,1-Dichloroethane	0.32	U	1.0	0.32	ug/L			08/29/19 14:54	1
1,1-Dichloroethene	0.26	U	1.0	0.26	ug/L			08/29/19 14:54	1
1,2-Dichloroethane	0.31	U	1.0	0.31	ug/L			08/29/19 14:54	1
cis-1,2-Dichloroethene	0.32	U	1.0	0.32	ug/L			08/29/19 14:54	1
trans-1,2-Dichloroethene	0.39	U	2.0	0.39	ug/L			08/29/19 14:54	1
1,2-Dichloropropane	0.52	U	2.0	0.52	ug/L			08/29/19 14:54	1
cis-1,3-Dichloropropene	0.39	U	2.0	0.39	ug/L			08/29/19 14:54	1
trans-1,3-Dichloropropene	0.27	U	1.0	0.27	ug/L			08/29/19 14:54	1
Ethylbenzene	0.27	U	1.0	0.27	ug/L			08/29/19 14:54	1
Isopropylbenzene	0.52	U	2.0	0.52	ug/L			08/29/19 14:54	1
Methylene Chloride	1.4	U	10	1.4	ug/L			08/29/19 14:54	1
Styrene	0.49	U	2.0	0.49	ug/L			08/29/19 14:54	1
1,1,2,2-Tetrachloroethane	0.44	U	1.0	0.44	ug/L			08/29/19 14:54	1
Tetrachloroethene	0.50	U	2.0	0.50	ug/L			08/29/19 14:54	1
Toluene	0.24	U	1.0	0.24	ug/L			08/29/19 14:54	1
1,2,3-Trichlorobenzene	0.37	U	2.0	0.37	ug/L			08/29/19 14:54	1
1,2,4-Trichlorobenzene	0.58	U	2.0	0.58	ug/L			08/29/19 14:54	1
1,1,1-Trichloroethane	0.30	U	1.0	0.30	ug/L			08/29/19 14:54	1
1,1,2-Trichloroethane	0.29	U	1.0	0.29	ug/L			08/29/19 14:54	1
Trichloroethene	0.61	U	2.0	0.61	ug/L			08/29/19 14:54	1
Trichlorofluoromethane	0.49	U	5.0	0.49	ug/L			08/29/19 14:54	1
Vinyl chloride	0.26	U	1.0	0.26	ug/L			08/29/19 14:54	1
Acetone	3.0	U	20	3.0	ug/L			08/29/19 14:54	1
2-Butanone (MEK)	3.2	U	10	3.2	ug/L			08/29/19 14:54	1
4-Methyl-2-pentanone (MIBK)	4.0	U	15	4.0	ug/L			08/29/19 14:54	1
Carbon disulfide	0.35	U	2.0	0.35	ug/L			08/29/19 14:54	1
2-Hexanone	4.4	U	15	4.4	ug/L			08/29/19 14:54	1
Methyl tert-butyl ether	0.44	U	2.0	0.44	ug/L			08/29/19 14:54	1
Xylenes, Total	0.50	U	4.0	0.50	ug/L			08/29/19 14:54	1

Surrogate	*%Recovery*	*Qualifier*	*Limits*	*Prepared*	*Analyzed*	*Dil Fac*
4-Bromofluorobenzene	*97*		*70 - 130*		*08/29/19 14:54*	*1*
Dibromofluoromethane	*98*		*70 - 130*		*08/29/19 14:54*	*1*
Toluene-d8 (Surr)	*103*		*70 - 130*		*08/29/19 14:54*	*1*

Client Sample ID: OW-2

Date Collected: 08/19/19 10:35
Date Received: 08/20/19 10:05

Lab Sample ID: 660-96735-2

Matrix: Water

Method: 8270D - PAHs by GC/MS (SIM)

Analyte	Result	Qualifier	RL	MDL	Unit	D	Prepared	Analyzed	Dil Fac
Naphthalene	1.3	J3 U	3.8	1.3	ug/L		08/21/19 11:24	08/22/19 08:30	1
2-Methylnaphthalene	0.64	J3 U	0.72	0.64	ug/L		08/21/19 11:24	08/22/19 08:30	1
1-Methylnaphthalene	0.62	J3 U	0.72	0.62	ug/L		08/21/19 11:24	08/22/19 08:30	1
Acenaphthylene	0.077	J3 U	0.48	0.077	ug/L		08/21/19 11:24	08/22/19 08:30	1
Acenaphthene	0.24	J3 U	0.72	0.24	ug/L		08/21/19 11:24	08/22/19 08:30	1
Fluorene	0.24	J3 U	0.72	0.24	ug/L		08/21/19 11:24	08/22/19 08:30	1
Phenanthrene	0.83	J3 U	2.9	0.83	ug/L		08/21/19 11:24	08/22/19 08:30	1
Anthracene	0.086	J3 U	0.48	0.086	ug/L		08/21/19 11:24	08/22/19 08:30	1
Fluoranthene	0.22	J3 U	0.72	0.22	ug/L		08/21/19 11:24	08/22/19 08:30	1
Pyrene	0.21	J3 U	0.48	0.21	ug/L		08/21/19 11:24	08/22/19 08:30	1
Benzo[a]anthracene	0.048	J3 U	0.19	0.048	ug/L		08/21/19 11:24	08/22/19 08:30	1
Chrysene	0.065	J3 U	0.48	0.065	ug/L		08/21/19 11:24	08/22/19 08:30	1
Benzo[b]fluoranthene	0.048	J3 U	0.096	0.048	ug/L		08/21/19 11:24	08/22/19 08:30	1
Benzo[k]fluoranthene	0.080	J3 U	0.48	0.080	ug/L		08/21/19 11:24	08/22/19 08:30	1
Benzo[a]pyrene	0.070	J3 U	0.48	0.070	ug/L		08/21/19 11:24	08/22/19 08:30	1
Benzo[g,h,i]perylene	0.067	U	0.48	0.067	ug/L		08/21/19 11:24	08/22/19 08:30	1
Indeno[1,2,3-cd]pyrene	0.048	J3 U	0.19	0.048	ug/L		08/21/19 11:24	08/22/19 08:30	1
Dibenz(a,h)anthracene	0.074	U	0.19	0.074	ug/L		08/21/19 11:24	08/22/19 08:30	1

Surrogate	*%Recovery*	*Qualifier*	*Limits*	*Prepared*	*Analyzed*	*Dil Fac*
2-methylnaphthalene-d10	*38*		*19 - 110*	*08/21/19 11:24*	*08/22/19 08:30*	*1*
Fluoranthene-d10	*49*		*35 - 140*	*08/21/19 11:24*	*08/22/19 08:30*	*1*

Method: FL-PRO Micro - Florida - Petroleum Range Organics (GC)

Analyte	Result	Qualifier	RL	MDL	Unit	D	Prepared	Analyzed	Dil Fac
Total Petroleum Hydrocarbons (C8-C40)	0.24	U	1.0	0.24	mg/L		08/21/19 07:39	08/21/19 14:13	1

Surrogate	*%Recovery*	*Qualifier*	*Limits*	*Prepared*	*Analyzed*	*Dil Fac*
o-Terphenyl	*94*		*66 - 139*	*08/21/19 07:39*	*08/21/19 14:13*	*1*
n-C39	*36*	*J1*	*40 - 129*	*08/21/19 07:39*	*08/21/19 14:13*	*1*

Method: 6010D - Metals (ICP) - Total Recoverable

Analyte	Result	Qualifier	RL	MDL	Unit	D	Prepared	Analyzed	Dil Fac
Silver	0.0015	U	0.010	0.0015	mg/L		08/22/19 07:01	08/22/19 14:04	1
Arsenic	**0.0044**	**I**	0.010	0.0019	mg/L		08/22/19 07:01	08/22/19 14:04	1
Barium	**0.0066**	**I**	0.010	0.00092	mg/L		08/22/19 07:01	08/22/19 14:04	1
Cadmium	**0.00096**	**I**	0.0040	0.00046	mg/L		08/22/19 07:01	08/22/19 14:04	1
Chromium	0.0011	U	0.010	0.0011	mg/L		08/22/19 07:01	08/22/19 14:04	1
Lead	0.0020	U	0.010	0.0020	mg/L		08/22/19 07:01	08/22/19 14:04	1
Selenium	0.0050	U	0.020	0.0050	mg/L		08/22/19 07:01	08/22/19 14:04	1

Method: 7470A - Mercury (CVAA)

Analyte	Result	Qualifier	RL	MDL	Unit	D	Prepared	Analyzed	Dil Fac
Mercury	0.076	U	0.30	0.076	ug/L		08/22/19 10:00	08/22/19 15:44	1

General Chemistry

Analyte	Result	Qualifier	RL	RL	Unit	D	Prepared	Analyzed	Dil Fac
Turbidity	0.50	U	0.50	0.50	NTU			08/21/19 06:55	1
Total Dissolved Solids	**6900**		100	100	mg/L			08/21/19 09:13	1

Client: Envirologic International LTD.
Project/Site: Carnival Grand Port

Job ID: 660-96735-1

Client Sample ID: OW-1

Date Collected: 08/19/19 12:55
Date Received: 08/20/19 10:05

Lab Sample ID: 660-96735-3

Matrix: Water

Method: 8260B - Volatile Organic Compounds (GC/MS)

Analyte	Result	Qualifier	RL	MDL	Unit	D	Prepared	Analyzed	Dil Fac
Benzene	0.25	U	1.0	0.25	ug/L			08/29/19 15:14	1
Dichlorobromomethane	0.23	U	1.0	0.23	ug/L			08/29/19 15:14	1
Bromoform	1.1	U	5.0	1.1	ug/L			08/29/19 15:14	1
Bromomethane	2.5	J3 U	10	2.5	ug/L			08/29/19 15:14	1
Carbon tetrachloride	0.23	U	1.0	0.23	ug/L			08/29/19 15:14	1
Chlorobenzene	0.27	U	1.0	0.27	ug/L			08/29/19 15:14	1
Chloroethane	2.5	U	10	2.5	ug/L			08/29/19 15:14	1
Chloroform	0.29	U	1.0	0.29	ug/L			08/29/19 15:14	1
Chloromethane	0.76	U	2.0	0.76	ug/L			08/29/19 15:14	1
Chlorodibromomethane	0.31	U	3.0	0.31	ug/L			08/29/19 15:14	1
1,2-Dibromo-3-Chloropropane	2.5	U	10	2.5	ug/L			08/29/19 15:14	1
Ethylene Dibromide	0.27	U	1.0	0.27	ug/L			08/29/19 15:14	1
1,2-Dichlorobenzene	0.24	U	1.0	0.24	ug/L			08/29/19 15:14	1
1,3-Dichlorobenzene	0.26	U	1.0	0.26	ug/L			08/29/19 15:14	1
1,4-Dichlorobenzene	0.22	U	1.0	0.22	ug/L			08/29/19 15:14	1
Dichlorodifluoromethane	2.5	U	10	2.5	ug/L			08/29/19 15:14	1
1,1-Dichloroethane	0.32	U	1.0	0.32	ug/L			08/29/19 15:14	1
1,1-Dichloroethene	0.26	U	1.0	0.26	ug/L			08/29/19 15:14	1
1,2-Dichloroethane	0.31	U	1.0	0.31	ug/L			08/29/19 15:14	1
cis-1,2-Dichloroethene	0.32	U	1.0	0.32	ug/L			08/29/19 15:14	1
trans-1,2-Dichloroethene	0.39	U	2.0	0.39	ug/L			08/29/19 15:14	1
1,2-Dichloropropane	0.52	U	2.0	0.52	ug/L			08/29/19 15:14	1
cis-1,3-Dichloropropene	0.39	U	2.0	0.39	ug/L			08/29/19 15:14	1
trans-1,3-Dichloropropene	0.27	U	1.0	0.27	ug/L			08/29/19 15:14	1
Ethylbenzene	0.27	U	1.0	0.27	ug/L			08/29/19 15:14	1
Isopropylbenzene	0.52	U	2.0	0.52	ug/L			08/29/19 15:14	1
Methylene Chloride	1.4	U	10	1.4	ug/L			08/29/19 15:14	1
Styrene	0.49	U	2.0	0.49	ug/L			08/29/19 15:14	1
1,1,2,2-Tetrachloroethane	0.44	U	1.0	0.44	ug/L			08/29/19 15:14	1
Tetrachloroethene	0.50	U	2.0	0.50	ug/L			08/29/19 15:14	1
Toluene	0.24	U	1.0	0.24	ug/L			08/29/19 15:14	1
1,2,3-Trichlorobenzene	0.37	U	2.0	0.37	ug/L			08/29/19 15:14	1
1,2,4-Trichlorobenzene	0.58	U	2.0	0.58	ug/L			08/29/19 15:14	1
1,1,1-Trichloroethane	0.30	U	1.0	0.30	ug/L			08/29/19 15:14	1
1,1,2-Trichloroethane	0.29	U	1.0	0.29	ug/L			08/29/19 15:14	1
Trichloroethene	0.61	U	2.0	0.61	ug/L			08/29/19 15:14	1
Trichlorofluoromethane	0.49	U	5.0	0.49	ug/L			08/29/19 15:14	1
Vinyl chloride	0.26	U	1.0	0.26	ug/L			08/29/19 15:14	1
Acetone	3.0	U	20	3.0	ug/L			08/29/19 15:14	1
2-Butanone (MEK)	3.2	U	10	3.2	ug/L			08/29/19 15:14	1
4-Methyl-2-pentanone (MIBK)	4.0	U	15	4.0	ug/L			08/29/19 15:14	1
Carbon disulfide	0.35	U	2.0	0.35	ug/L			08/29/19 15:14	1
2-Hexanone	4.4	U	15	4.4	ug/L			08/29/19 15:14	1
Methyl tert-butyl ether	0.44	U	2.0	0.44	ug/L			08/29/19 15:14	1
Xylenes, Total	0.50	U	4.0	0.50	ug/L			08/29/19 15:14	1

Surrogate	*%Recovery*	*Qualifier*	*Limits*	*Prepared*	*Analyzed*	*Dil Fac*
4-Bromofluorobenzene	*97*		*70 - 130*		*08/29/19 15:14*	*1*
Dibromofluoromethane	*99*		*70 - 130*		*08/29/19 15:14*	*1*
Toluene-d8 (Surr)	*102*		*70 - 130*		*08/29/19 15:14*	*1*

Client Sample ID: OW-1

Date Collected: 08/19/19 12:55
Date Received: 08/20/19 10:05

Lab Sample ID: 660-96735-3

Matrix: Water

Method: 8270D - PAHs by GC/MS (SIM)

Analyte	Result	Qualifier	RL	MDL	Unit	D	Prepared	Analyzed	Dil Fac
Naphthalene	1.3	U	3.8	1.3	ug/L		08/21/19 11:24	08/22/19 10:00	1
2-Methylnaphthalene	0.64	U	0.72	0.64	ug/L		08/21/19 11:24	08/22/19 10:00	1
1-Methylnaphthalene	0.62	U	0.72	0.62	ug/L		08/21/19 11:24	08/22/19 10:00	1
Acenaphthylene	0.077	U	0.48	0.077	ug/L		08/21/19 11:24	08/22/19 10:00	1
Acenaphthene	0.24	U	0.72	0.24	ug/L		08/21/19 11:24	08/22/19 10:00	1
Fluorene	0.24	U	0.72	0.24	ug/L		08/21/19 11:24	08/22/19 10:00	1
Phenanthrene	0.83	U	2.9	0.83	ug/L		08/21/19 11:24	08/22/19 10:00	1
Anthracene	0.086	U	0.48	0.086	ug/L		08/21/19 11:24	08/22/19 10:00	1
Fluoranthene	0.22	U	0.72	0.22	ug/L		08/21/19 11:24	08/22/19 10:00	1
Pyrene	0.21	U	0.48	0.21	ug/L		08/21/19 11:24	08/22/19 10:00	1
Benzo[a]anthracene	0.048	U	0.19	0.048	ug/L		08/21/19 11:24	08/22/19 10:00	1
Chrysene	0.065	U	0.48	0.065	ug/L		08/21/19 11:24	08/22/19 10:00	1
Benzo[b]fluoranthene	0.048	U	0.096	0.048	ug/L		08/21/19 11:24	08/22/19 10:00	1
Benzo[k]fluoranthene	0.080	U	0.48	0.080	ug/L		08/21/19 11:24	08/22/19 10:00	1
Benzo[a]pyrene	0.070	U	0.48	0.070	ug/L		08/21/19 11:24	08/22/19 10:00	1
Benzo[g,h,i]perylene	0.067	U	0.48	0.067	ug/L		08/21/19 11:24	08/22/19 10:00	1
Indeno[1,2,3-cd]pyrene	0.048	U	0.19	0.048	ug/L		08/21/19 11:24	08/22/19 10:00	1
Dibenz(a,h)anthracene	0.074	U	0.19	0.074	ug/L		08/21/19 11:24	08/22/19 10:00	1

Surrogate	*%Recovery*	*Qualifier*	*Limits*	*Prepared*	*Analyzed*	*Dil Fac*
2-methylnaphthalene-d10	*45*		*19 - 110*	*08/21/19 11:24*	*08/22/19 10:00*	*1*
Fluoranthene-d10	*52*		*35 - 140*	*08/21/19 11:24*	*08/22/19 10:00*	*1*

Method: FL-PRO Micro - Florida - Petroleum Range Organics (GC)

Analyte	Result	Qualifier	RL	MDL	Unit	D	Prepared	Analyzed	Dil Fac
Total Petroleum Hydrocarbons (C8-C40)	0.24	U	1.0	0.24	mg/L		08/21/19 07:39	08/21/19 13:33	1

Surrogate	*%Recovery*	*Qualifier*	*Limits*	*Prepared*	*Analyzed*	*Dil Fac*
o-Terphenyl	*95*		*66 - 139*	*08/21/19 07:39*	*08/21/19 13:33*	*1*
n-C39	*40*		*40 - 129*	*08/21/19 07:39*	*08/21/19 13:33*	*1*

Method: 6010D - Metals (ICP) - Total Recoverable

Analyte	Result	Qualifier	RL	MDL	Unit	D	Prepared	Analyzed	Dil Fac
Silver	0.0015	U	0.010	0.0015	mg/L		08/22/19 07:01	08/22/19 14:15	1
Arsenic	0.0019	U	0.010	0.0019	mg/L		08/22/19 07:01	08/22/19 14:15	1
Barium	**0.0052**	**I**	0.010	0.00092	mg/L		08/22/19 07:01	08/22/19 14:15	1
Cadmium	0.00046	U	0.0040	0.00046	mg/L		08/22/19 07:01	08/22/19 14:15	1
Chromium	0.0011	U	0.010	0.0011	mg/L		08/22/19 07:01	08/22/19 14:15	1
Lead	0.0020	U	0.010	0.0020	mg/L		08/22/19 07:01	08/22/19 14:15	1
Selenium	0.0050	U	0.020	0.0050	mg/L		08/22/19 07:01	08/22/19 14:15	1

Method: 7470A - Mercury (CVAA)

Analyte	Result	Qualifier	RL	MDL	Unit	D	Prepared	Analyzed	Dil Fac
Mercury	0.076	U	0.30	0.076	ug/L		08/22/19 10:00	08/22/19 15:46	1

General Chemistry

Analyte	Result	Qualifier	RL	RL	Unit	D	Prepared	Analyzed	Dil Fac
Turbidity	0.50	U	0.50	0.50	NTU			08/21/19 06:55	1
Total Dissolved Solids	**1200**		20	20	mg/L			08/21/19 09:13	1

Client: Envirologic International LTD.
Project/Site: Carnival Grand Port

Job ID: 660-96735-1

Client Sample ID: OW-4

Date Collected: 08/19/19 13:05
Date Received: 08/20/19 10:05

Lab Sample ID: 660-96735-4

Matrix: Water

Method: 8260B - Volatile Organic Compounds (GC/MS)

Analyte	Result	Qualifier	RL	MDL	Unit	D	Prepared	Analyzed	Dil Fac
Benzene	0.25	U	1.0	0.25	ug/L			08/29/19 15:35	1
Dichlorobromomethane	0.23	U	1.0	0.23	ug/L			08/29/19 15:35	1
Bromoform	1.1	U	5.0	1.1	ug/L			08/29/19 15:35	1
Bromomethane	2.5	J3 U	10	2.5	ug/L			08/29/19 15:35	1
Carbon tetrachloride	0.23	U	1.0	0.23	ug/L			08/29/19 15:35	1
Chlorobenzene	0.27	U	1.0	0.27	ug/L			08/29/19 15:35	1
Chloroethane	2.5	U	10	2.5	ug/L			08/29/19 15:35	1
Chloroform	0.29	U	1.0	0.29	ug/L			08/29/19 15:35	1
Chloromethane	0.76	U	2.0	0.76	ug/L			08/29/19 15:35	1
Chlorodibromomethane	0.31	U	3.0	0.31	ug/L			08/29/19 15:35	1
1,2-Dibromo-3-Chloropropane	2.5	U	10	2.5	ug/L			08/29/19 15:35	1
Ethylene Dibromide	0.27	U	1.0	0.27	ug/L			08/29/19 15:35	1
1,2-Dichlorobenzene	0.24	U	1.0	0.24	ug/L			08/29/19 15:35	1
1,3-Dichlorobenzene	0.26	U	1.0	0.26	ug/L			08/29/19 15:35	1
1,4-Dichlorobenzene	0.22	U	1.0	0.22	ug/L			08/29/19 15:35	1
Dichlorodifluoromethane	2.5	U	10	2.5	ug/L			08/29/19 15:35	1
1,1-Dichloroethane	0.32	U	1.0	0.32	ug/L			08/29/19 15:35	1
1,1-Dichloroethene	0.26	U	1.0	0.26	ug/L			08/29/19 15:35	1
1,2-Dichloroethane	0.31	U	1.0	0.31	ug/L			08/29/19 15:35	1
cis-1,2-Dichloroethene	0.32	U	1.0	0.32	ug/L			08/29/19 15:35	1
trans-1,2-Dichloroethene	0.39	U	2.0	0.39	ug/L			08/29/19 15:35	1
1,2-Dichloropropane	0.52	U	2.0	0.52	ug/L			08/29/19 15:35	1
cis-1,3-Dichloropropene	0.39	U	2.0	0.39	ug/L			08/29/19 15:35	1
trans-1,3-Dichloropropene	0.27	U	1.0	0.27	ug/L			08/29/19 15:35	1
Ethylbenzene	0.27	U	1.0	0.27	ug/L			08/29/19 15:35	1
Isopropylbenzene	0.52	U	2.0	0.52	ug/L			08/29/19 15:35	1
Methylene Chloride	1.4	U	10	1.4	ug/L			08/29/19 15:35	1
Styrene	0.49	U	2.0	0.49	ug/L			08/29/19 15:35	1
1,1,2,2-Tetrachloroethane	0.44	U	1.0	0.44	ug/L			08/29/19 15:35	1
Tetrachloroethene	0.50	U	2.0	0.50	ug/L			08/29/19 15:35	1
Toluene	0.24	U	1.0	0.24	ug/L			08/29/19 15:35	1
1,2,3-Trichlorobenzene	0.37	U	2.0	0.37	ug/L			08/29/19 15:35	1
1,2,4-Trichlorobenzene	0.58	U	2.0	0.58	ug/L			08/29/19 15:35	1
1,1,1-Trichloroethane	0.30	U	1.0	0.30	ug/L			08/29/19 15:35	1
1,1,2-Trichloroethane	0.29	U	1.0	0.29	ug/L			08/29/19 15:35	1
Trichloroethene	0.61	U	2.0	0.61	ug/L			08/29/19 15:35	1
Trichlorofluoromethane	0.49	U	5.0	0.49	ug/L			08/29/19 15:35	1
Vinyl chloride	0.26	U	1.0	0.26	ug/L			08/29/19 15:35	1
Acetone	3.0	U	20	3.0	ug/L			08/29/19 15:35	1
2-Butanone (MEK)	3.2	U	10	3.2	ug/L			08/29/19 15:35	1
4-Methyl-2-pentanone (MIBK)	4.0	U	15	4.0	ug/L			08/29/19 15:35	1
Carbon disulfide	0.35	U	2.0	0.35	ug/L			08/29/19 15:35	1
2-Hexanone	4.4	U	15	4.4	ug/L			08/29/19 15:35	1
Methyl tert-butyl ether	0.44	U	2.0	0.44	ug/L			08/29/19 15:35	1
Xylenes, Total	0.50	U	4.0	0.50	ug/L			08/29/19 15:35	1

Surrogate	*%Recovery*	*Qualifier*	*Limits*	*Prepared*	*Analyzed*	*Dil Fac*
4-Bromofluorobenzene	*95*		*70 - 130*		*08/29/19 15:35*	*1*
Dibromofluoromethane	*100*		*70 - 130*		*08/29/19 15:35*	*1*
Toluene-d8 (Surr)	*103*		*70 - 130*		*08/29/19 15:35*	*1*

Client: Envirologic International LTD.
Project/Site: Carnival Grand Port

Job ID: 660-96735-1

Client Sample ID: OW-4

Date Collected: 08/19/19 13:05
Date Received: 08/20/19 10:05

Lab Sample ID: 660-96735-4

Matrix: Water

Method: 8270D - PAHs by GC/MS (SIM)

Analyte	Result	Qualifier	RL	MDL	Unit	D	Prepared	Analyzed	Dil Fac
Naphthalene	1.2	U	3.7	1.2	ug/L		08/21/19 11:24	08/22/19 10:21	1
2-Methylnaphthalene	0.62	U	0.69	0.62	ug/L		08/21/19 11:24	08/22/19 10:21	1
1-Methylnaphthalene	0.59	U	0.69	0.59	ug/L		08/21/19 11:24	08/22/19 10:21	1
Acenaphthylene	0.075	U	0.46	0.075	ug/L		08/21/19 11:24	08/22/19 10:21	1
Acenaphthene	0.23	U	0.69	0.23	ug/L		08/21/19 11:24	08/22/19 10:21	1
Fluorene	0.23	U	0.69	0.23	ug/L		08/21/19 11:24	08/22/19 10:21	1
Phenanthrene	0.80	U	2.8	0.80	ug/L		08/21/19 11:24	08/22/19 10:21	1
Anthracene	0.083	U	0.46	0.083	ug/L		08/21/19 11:24	08/22/19 10:21	1
Fluoranthene	0.22	U	0.69	0.22	ug/L		08/21/19 11:24	08/22/19 10:21	1
Pyrene	0.21	U	0.46	0.21	ug/L		08/21/19 11:24	08/22/19 10:21	1
Benzo[a]anthracene	0.046	U	0.19	0.046	ug/L		08/21/19 11:24	08/22/19 10:21	1
Chrysene	0.063	U	0.46	0.063	ug/L		08/21/19 11:24	08/22/19 10:21	1
Benzo[b]fluoranthene	0.046	U	0.093	0.046	ug/L		08/21/19 11:24	08/22/19 10:21	1
Benzo[k]fluoranthene	0.077	U	0.46	0.077	ug/L		08/21/19 11:24	08/22/19 10:21	1
Benzo[a]pyrene	0.067	U	0.46	0.067	ug/L		08/21/19 11:24	08/22/19 10:21	1
Benzo[g,h,i]perylene	0.064	U	0.46	0.064	ug/L		08/21/19 11:24	08/22/19 10:21	1
Indeno[1,2,3-cd]pyrene	0.046	U	0.19	0.046	ug/L		08/21/19 11:24	08/22/19 10:21	1
Dibenz(a,h)anthracene	0.071	U	0.19	0.071	ug/L		08/21/19 11:24	08/22/19 10:21	1

Surrogate	*%Recovery*	*Qualifier*	*Limits*	*Prepared*	*Analyzed*	*Dil Fac*
2-methylnaphthalene-d10	*34*		*19 - 110*	*08/21/19 11:24*	*08/22/19 10:21*	*1*
Fluoranthene-d10	*47*		*35 - 140*	*08/21/19 11:24*	*08/22/19 10:21*	*1*

Method: FL-PRO Micro - Florida - Petroleum Range Organics (GC)

Analyte	Result	Qualifier	RL	MDL	Unit	D	Prepared	Analyzed	Dil Fac
Total Petroleum Hydrocarbons (C8-C40)	0.24	U	1.0	0.24	mg/L		08/21/19 07:39	08/21/19 12:34	1

Surrogate	*%Recovery*	*Qualifier*	*Limits*	*Prepared*	*Analyzed*	*Dil Fac*
o-Terphenyl	*90*		*66 - 139*	*08/21/19 07:39*	*08/21/19 12:34*	*1*
n-C39	*49*		*40 - 129*	*08/21/19 07:39*	*08/21/19 12:34*	*1*

Method: 6010D - Metals (ICP) - Total Recoverable

Analyte	Result	Qualifier	RL	MDL	Unit	D	Prepared	Analyzed	Dil Fac
Silver	0.0015	U	0.010	0.0015	mg/L		08/22/19 07:01	08/22/19 14:21	1
Arsenic	0.0019	U	0.010	0.0019	mg/L		08/22/19 07:01	08/22/19 14:21	1
Barium	**0.0050**	**I**	0.010	0.00092	mg/L		08/22/19 07:01	08/22/19 14:21	1
Cadmium	**0.00060**	**I**	0.0040	0.00046	mg/L		08/22/19 07:01	08/22/19 14:21	1
Chromium	0.0011	U	0.010	0.0011	mg/L		08/22/19 07:01	08/22/19 14:21	1
Lead	0.0020	U	0.010	0.0020	mg/L		08/22/19 07:01	08/22/19 14:21	1
Selenium	0.0050	U	0.020	0.0050	mg/L		08/22/19 07:01	08/22/19 14:21	1

Method: 7470A - Mercury (CVAA)

Analyte	Result	Qualifier	RL	MDL	Unit	D	Prepared	Analyzed	Dil Fac
Mercury	0.076	U	0.30	0.076	ug/L		08/22/19 10:00	08/22/19 15:47	1

General Chemistry

Analyte	Result	Qualifier	RL	RL	Unit	D	Prepared	Analyzed	Dil Fac
Turbidity	**3.4**		0.50	0.50	NTU			08/21/19 06:55	1
Total Dissolved Solids	**2300**		40	40	mg/L			08/21/19 09:13	1

Client: Envirologic International LTD.
Project/Site: Carnival Grand Port

Job ID: 660-96735-1

Method: 8260B - Volatile Organic Compounds (GC/MS)

Lab Sample ID: MB 660-214944/6
Matrix: Water
Analysis Batch: 214944

Client Sample ID: Method Blank
Prep Type: Total/NA

Analyte	MB Result	MB Qualifier	RL	MDL	Unit	D	Prepared	Analyzed	Dil Fac
Benzene	0.25	U	1.0	0.25	ug/L			08/29/19 09:41	1
Dichlorobromomethane	0.23	U	1.0	0.23	ug/L			08/29/19 09:41	1
Bromoform	1.1	U	5.0	1.1	ug/L			08/29/19 09:41	1
Bromomethane	2.5	U	10	2.5	ug/L			08/29/19 09:41	1
Carbon tetrachloride	0.23	U	1.0	0.23	ug/L			08/29/19 09:41	1
Chlorobenzene	0.27	U	1.0	0.27	ug/L			08/29/19 09:41	1
Chloroethane	2.5	U	10	2.5	ug/L			08/29/19 09:41	1
Chloroform	0.29	U	1.0	0.29	ug/L			08/29/19 09:41	1
Chloromethane	0.76	U	2.0	0.76	ug/L			08/29/19 09:41	1
Chlorodibromomethane	0.31	U	3.0	0.31	ug/L			08/29/19 09:41	1
1,2-Dibromo-3-Chloropropane	2.5	U	10	2.5	ug/L			08/29/19 09:41	1
Ethylene Dibromide	0.27	U	1.0	0.27	ug/L			08/29/19 09:41	1
1,2-Dichlorobenzene	0.24	U	1.0	0.24	ug/L			08/29/19 09:41	1
1,3-Dichlorobenzene	0.26	U	1.0	0.26	ug/L			08/29/19 09:41	1
1,4-Dichlorobenzene	0.22	U	1.0	0.22	ug/L			08/29/19 09:41	1
Dichlorodifluoromethane	2.5	U	10	2.5	ug/L			08/29/19 09:41	1
1,1-Dichloroethane	0.32	U	1.0	0.32	ug/L			08/29/19 09:41	1
1,1-Dichloroethene	0.26	U	1.0	0.26	ug/L			08/29/19 09:41	1
1,2-Dichloroethane	0.31	U	1.0	0.31	ug/L			08/29/19 09:41	1
cis-1,2-Dichloroethene	0.32	U	1.0	0.32	ug/L			08/29/19 09:41	1
trans-1,2-Dichloroethene	0.39	U	2.0	0.39	ug/L			08/29/19 09:41	1
1,2-Dichloropropane	0.52	U	2.0	0.52	ug/L			08/29/19 09:41	1
cis-1,3-Dichloropropene	0.39	U	2.0	0.39	ug/L			08/29/19 09:41	1
trans-1,3-Dichloropropene	0.27	U	1.0	0.27	ug/L			08/29/19 09:41	1
Ethylbenzene	0.27	U	1.0	0.27	ug/L			08/29/19 09:41	1
Isopropylbenzene	0.52	U	2.0	0.52	ug/L			08/29/19 09:41	1
Methylene Chloride	1.4	U	10	1.4	ug/L			08/29/19 09:41	1
Styrene	0.49	U	2.0	0.49	ug/L			08/29/19 09:41	1
1,1,2,2-Tetrachloroethane	0.44	U	1.0	0.44	ug/L			08/29/19 09:41	1
Tetrachloroethene	0.50	U	2.0	0.50	ug/L			08/29/19 09:41	1
Toluene	0.24	U	1.0	0.24	ug/L			08/29/19 09:41	1
1,2,3-Trichlorobenzene	0.37	U	2.0	0.37	ug/L			08/29/19 09:41	1
1,2,4-Trichlorobenzene	0.58	U	2.0	0.58	ug/L			08/29/19 09:41	1
1,1,1-Trichloroethane	0.30	U	1.0	0.30	ug/L			08/29/19 09:41	1
1,1,2-Trichloroethane	0.29	U	1.0	0.29	ug/L			08/29/19 09:41	1
Trichloroethene	0.61	U	2.0	0.61	ug/L			08/29/19 09:41	1
Trichlorofluoromethane	0.49	U	5.0	0.49	ug/L			08/29/19 09:41	1
Vinyl chloride	0.26	U	1.0	0.26	ug/L			08/29/19 09:41	1
Acetone	3.0	U	20	3.0	ug/L			08/29/19 09:41	1
2-Butanone (MEK)	3.2	U	10	3.2	ug/L			08/29/19 09:41	1
4-Methyl-2-pentanone (MIBK)	4.0	U	15	4.0	ug/L			08/29/19 09:41	1
Carbon disulfide	0.35	U	2.0	0.35	ug/L			08/29/19 09:41	1
2-Hexanone	4.4	U	15	4.4	ug/L			08/29/19 09:41	1
Methyl tert-butyl ether	0.44	U	2.0	0.44	ug/L			08/29/19 09:41	1
Xylenes, Total	0.50	U	4.0	0.50	ug/L			08/29/19 09:41	1

Surrogate	*MB %Recovery*	*MB Qualifier*	*Limits*	*Prepared*	*Analyzed*	*Dil Fac*
4-Bromofluorobenzene	*98*		*70 - 130*		*08/29/19 09:41*	*1*

Method: 8260B - Volatile Organic Compounds (GC/MS) (Continued)

Lab Sample ID: MB 660-214944/6
Matrix: Water
Analysis Batch: 214944

Client Sample ID: Method Blank
Prep Type: Total/NA

Surrogate	MB %Recovery	MB Qualifier	Limits	Prepared	Analyzed	Dil Fac
Dibromofluoromethane	101		70 - 130		08/29/19 09:41	1
Toluene-d8 (Surr)	100		70 - 130		08/29/19 09:41	1

Lab Sample ID: LCS 660-214944/4
Matrix: Water
Analysis Batch: 214944

Client Sample ID: Lab Control Sample
Prep Type: Total/NA

Analyte	Spike Added	LCS Result	LCS Qualifier	Unit	D	%Rec	%Rec. Limits
Benzene	10.0	9.69		ug/L		97	66 - 131
Dichlorobromomethane	10.0	9.53		ug/L		95	62 - 122
Bromoform	10.0	7.21		ug/L		72	59 - 119
Bromomethane	10.0	3.37	I J3	ug/L		34	37 - 137
Carbon tetrachloride	10.0	8.66		ug/L		87	62 - 124
Chlorobenzene	10.0	9.33		ug/L		93	67 - 130
Chloroethane	10.0	9.10	I	ug/L		91	49 - 150
Chloroform	10.0	9.78		ug/L		98	77 - 119
Chloromethane	10.0	8.39		ug/L		84	52 - 137
Chlorodibromomethane	10.0	8.88		ug/L		89	58 - 124
1,2-Dibromo-3-Chloropropane	10.0	8.22	I	ug/L		82	54 - 133
Ethylene Dibromide	10.0	9.14		ug/L		91	63 - 124
1,2-Dichlorobenzene	10.0	9.74		ug/L		97	69 - 133
1,3-Dichlorobenzene	10.0	9.59		ug/L		96	68 - 130
1,4-Dichlorobenzene	10.0	9.59		ug/L		96	69 - 133
Dichlorodifluoromethane	10.0	7.49	I	ug/L		75	23 - 150
1,1-Dichloroethane	10.0	9.95		ug/L		100	68 - 130
1,1-Dichloroethene	10.0	9.00		ug/L		90	62 - 133
1,2-Dichloroethane	10.0	8.70		ug/L		87	64 - 124
cis-1,2-Dichloroethene	10.0	9.76		ug/L		98	69 - 133
trans-1,2-Dichloroethene	10.0	9.55		ug/L		95	67 - 130
1,2-Dichloropropane	10.0	9.77		ug/L		98	79 - 130
cis-1,3-Dichloropropene	10.0	10.2		ug/L		102	68 - 130
trans-1,3-Dichloropropene	10.0	9.15		ug/L		92	57 - 121
Ethylbenzene	10.0	9.01		ug/L		90	77 - 117
Isopropylbenzene	10.0	9.55		ug/L		95	66 - 130
Methylene Chloride	10.0	10.1		ug/L		101	64 - 124
Styrene	10.0	8.81		ug/L		88	65 - 130
1,1,2,2-Tetrachloroethane	10.0	8.90		ug/L		89	67 - 130
Tetrachloroethene	10.0	9.72		ug/L		97	59 - 130
Toluene	10.0	9.35		ug/L		93	71 - 119
1,2,3-Trichlorobenzene	10.0	10.4		ug/L		104	69 - 129
1,2,4-Trichlorobenzene	10.0	10.5		ug/L		105	67 - 130
1,1,1-Trichloroethane	10.0	9.00		ug/L		90	64 - 124
1,1,2-Trichloroethane	10.0	10.2		ug/L		102	68 - 130
Trichloroethene	10.0	9.02		ug/L		90	65 - 130
Trichlorofluoromethane	10.0	8.08		ug/L		81	56 - 135
Vinyl chloride	10.0	9.08		ug/L		91	59 - 130
Acetone	100	99.7		ug/L		100	45 - 150
2-Butanone (MEK)	100	97.6		ug/L		98	46 - 146

Method: 8260B - Volatile Organic Compounds (GC/MS) (Continued)

Lab Sample ID: LCS 660-214944/4
Matrix: Water
Analysis Batch: 214944

Client Sample ID: Lab Control Sample
Prep Type: Total/NA

Analyte	Spike Added	LCS Result	LCS Qualifier	Unit	D	%Rec	%Rec. Limits
4-Methyl-2-pentanone (MIBK)	100	104		ug/L		104	46 - 146
Carbon disulfide	10.0	7.55		ug/L		75	52 - 129
2-Hexanone	100	96.7		ug/L		97	47 - 147
Methyl tert-butyl ether	10.0	9.53		ug/L		95	63 - 123

Surrogate	*LCS %Recovery*	*LCS Qualifier*	*Limits*
4-Bromofluorobenzene	*99*		*70 - 130*
Dibromofluoromethane	*99*		*70 - 130*
Toluene-d8 (Surr)	*101*		*70 - 130*

Method: 8270D - PAHs by GC/MS (SIM)

Lab Sample ID: MB 660-214636/1-A
Matrix: Water
Analysis Batch: 214653

Client Sample ID: Method Blank
Prep Type: Total/NA
Prep Batch: 214636

Analyte	MB Result	MB Qualifier	RL	MDL	Unit	D	Prepared	Analyzed	Dil Fac
Naphthalene	1.3	U	4.0	1.3	ug/L		08/21/19 11:24	08/22/19 07:44	1
2-Methylnaphthalene	0.67	U	0.75	0.67	ug/L		08/21/19 11:24	08/22/19 07:44	1
1-Methylnaphthalene	0.64	U	0.75	0.64	ug/L		08/21/19 11:24	08/22/19 07:44	1
Acenaphthylene	0.081	U	0.50	0.081	ug/L		08/21/19 11:24	08/22/19 07:44	1
Acenaphthene	0.25	U	0.75	0.25	ug/L		08/21/19 11:24	08/22/19 07:44	1
Fluorene	0.25	U	0.75	0.25	ug/L		08/21/19 11:24	08/22/19 07:44	1
Phenanthrene	0.86	U	3.0	0.86	ug/L		08/21/19 11:24	08/22/19 07:44	1
Anthracene	0.090	U	0.50	0.090	ug/L		08/21/19 11:24	08/22/19 07:44	1
Fluoranthene	0.23	U	0.75	0.23	ug/L		08/21/19 11:24	08/22/19 07:44	1
Pyrene	0.22	U	0.50	0.22	ug/L		08/21/19 11:24	08/22/19 07:44	1
Benzo[a]anthracene	0.050	U	0.20	0.050	ug/L		08/21/19 11:24	08/22/19 07:44	1
Chrysene	0.068	U	0.50	0.068	ug/L		08/21/19 11:24	08/22/19 07:44	1
Benzo[b]fluoranthene	0.050	U	0.10	0.050	ug/L		08/21/19 11:24	08/22/19 07:44	1
Benzo[k]fluoranthene	0.083	U	0.50	0.083	ug/L		08/21/19 11:24	08/22/19 07:44	1
Benzo[a]pyrene	0.073	U	0.50	0.073	ug/L		08/21/19 11:24	08/22/19 07:44	1
Benzo[g,h,i]perylene	0.070	U	0.50	0.070	ug/L		08/21/19 11:24	08/22/19 07:44	1
Indeno[1,2,3-cd]pyrene	0.050	U	0.20	0.050	ug/L		08/21/19 11:24	08/22/19 07:44	1
Dibenz(a,h)anthracene	0.077	U	0.20	0.077	ug/L		08/21/19 11:24	08/22/19 07:44	1

Surrogate	*MB %Recovery*	*MB Qualifier*	*Limits*	*Prepared*	*Analyzed*	*Dil Fac*
2-methylnaphthalene-d10	*41*		*19 - 110*	*08/21/19 11:24*	*08/22/19 07:44*	*1*
Fluoranthene-d10	*52*		*35 - 140*	*08/21/19 11:24*	*08/22/19 07:44*	*1*

Lab Sample ID: LCS 660-214636/2-A
Matrix: Water
Analysis Batch: 214653

Client Sample ID: Lab Control Sample
Prep Type: Total/NA
Prep Batch: 214636

Analyte	Spike Added	LCS Result	LCS Qualifier	Unit	D	%Rec	%Rec. Limits
Naphthalene	20.0	8.11		ug/L		41	32 - 110
2-Methylnaphthalene	20.0	8.18		ug/L		41	30 - 110
1-Methylnaphthalene	20.0	7.91		ug/L		40	31 - 110

Method: 8270D - PAHs by GC/MS (SIM) (Continued)

Lab Sample ID: LCS 660-214636/2-A
Matrix: Water
Analysis Batch: 214653

Client Sample ID: Lab Control Sample
Prep Type: Total/NA
Prep Batch: 214636

Analyte	Spike Added	LCS Result	LCS Qualifier	Unit	D	%Rec	%Rec. Limits
Acenaphthylene	20.0	9.31		ug/L		47	35 - 110
Acenaphthene	20.0	9.25		ug/L		46	35 - 110
Fluorene	20.0	9.62		ug/L		48	38 - 110
Phenanthrene	20.0	9.89		ug/L		49	39 - 110
Anthracene	20.0	9.81		ug/L		49	38 - 110
Fluoranthene	20.0	9.83		ug/L		49	41 - 110
Pyrene	20.0	10.4		ug/L		52	46 - 110
Benzo[a]anthracene	20.0	10.2		ug/L		51	47 - 110
Chrysene	20.0	10.6		ug/L		53	48 - 110
Benzo[b]fluoranthene	20.0	10.3		ug/L		51	47 - 110
Benzo[k]fluoranthene	20.0	10.3		ug/L		51	44 - 110
Benzo[a]pyrene	20.0	10.4		ug/L		52	45 - 110
Benzo[g,h,i]perylene	20.0	11.6		ug/L		58	47 - 110
Indeno[1,2,3-cd]pyrene	20.0	11.5		ug/L		57	47 - 112
Dibenz(a,h)anthracene	20.0	11.3		ug/L		56	47 - 110

Surrogate	*LCS %Recovery*	*LCS Qualifier*	*Limits*
2-methylnaphthalene-d10	*44*		*19 - 110*
Fluoranthene-d10	*54*		*35 - 140*

Lab Sample ID: 660-96735-2 MS
Matrix: Water
Analysis Batch: 214653

Client Sample ID: OW-2
Prep Type: Total/NA
Prep Batch: 214636

Analyte	Sample Result	Sample Qualifier	Spike Added	MS Result	MS Qualifier	Unit	D	%Rec	%Rec. Limits
Naphthalene	1.3	U J3	19.2	5.09	J3	ug/L		26	32 - 110
2-Methylnaphthalene	0.64	U J3	19.2	5.28	J3	ug/L		27	30 - 110
1-Methylnaphthalene	0.62	U J3	19.2	5.09	J3	ug/L		26	31 - 110
Acenaphthylene	0.077	U J3	19.2	5.65	J3	ug/L		29	35 - 110
Acenaphthene	0.24	U J3	19.2	5.75	J3	ug/L		30	35 - 110
Fluorene	0.24	U J3	19.2	6.01	J3	ug/L		31	38 - 110
Phenanthrene	0.83	U J3	19.2	6.73	J3	ug/L		35	39 - 110
Anthracene	0.086	U J3	19.2	6.83	J3	ug/L		36	38 - 110
Fluoranthene	0.22	U J3	19.2	7.44	J3	ug/L		39	41 - 110
Pyrene	0.21	U J3	19.2	7.72	J3	ug/L		40	46 - 110
Benzo[a]anthracene	0.048	U J3	19.2	7.73	J3	ug/L		40	47 - 110
Chrysene	0.065	U J3	19.2	8.09	J3	ug/L		42	48 - 110
Benzo[b]fluoranthene	0.048	U J3	19.2	8.35	J3	ug/L		43	47 - 110
Benzo[k]fluoranthene	0.080	U J3	19.2	8.21	J3	ug/L		43	44 - 110
Benzo[a]pyrene	0.070	U J3	19.2	8.27	J3	ug/L		43	45 - 110
Benzo[g,h,i]perylene	0.067	U	19.2	9.41		ug/L		49	47 - 110
Indeno[1,2,3-cd]pyrene	0.048	U J3	19.2	8.86	J3	ug/L		46	47 - 112
Dibenz(a,h)anthracene	0.074	U	19.2	9.25		ug/L		48	47 - 110

Surrogate	*MS %Recovery*	*MS Qualifier*	*Limits*
2-methylnaphthalene-d10	*29*		*19 - 110*
Fluoranthene-d10	*41*		*35 - 140*

Method: 8270D - PAHs by GC/MS (SIM) (Continued)

Lab Sample ID: 660-96735-3 DU
Matrix: Water
Analysis Batch: 214653

Client Sample ID: OW-1
Prep Type: Total/NA
Prep Batch: 214636

Analyte	Sample Result	Sample Qualifier	DU Result	DU Qualifier	Unit	D	RPD	RPD Limit
Naphthalene	1.3	U	1.3	U	ug/L		NC	35
2-Methylnaphthalene	0.64	U	0.64	U	ug/L		NC	30
1-Methylnaphthalene	0.62	U	0.62	U	ug/L		NC	25
Acenaphthylene	0.077	U	0.077	U	ug/L		NC	25
Acenaphthene	0.24	U	0.24	U	ug/L		NC	25
Fluorene	0.24	U	0.24	U	ug/L		NC	25
Phenanthrene	0.83	U	0.83	U	ug/L		NC	27
Anthracene	0.086	U	0.086	U	ug/L		NC	24
Fluoranthene	0.22	U	0.22	U	ug/L		NC	24
Pyrene	0.21	U	0.21	U	ug/L		NC	21
Benzo[a]anthracene	0.048	U	0.048	U	ug/L		NC	19
Chrysene	0.065	U	0.065	U	ug/L		NC	20
Benzo[b]fluoranthene	0.048	U	0.048	U	ug/L		NC	20
Benzo[k]fluoranthene	0.080	U	0.080	U	ug/L		NC	20
Benzo[a]pyrene	0.070	U	0.070	U	ug/L		NC	20
Benzo[g,h,i]perylene	0.067	U	0.067	U	ug/L		NC	21
Indeno[1,2,3-cd]pyrene	0.048	U	0.048	U	ug/L		NC	21
Dibenz(a,h)anthracene	0.074	U	0.074	U	ug/L		NC	22

Surrogate	*DU %Recovery*	*DU Qualifier*	*Limits*
2-methylnaphthalene-d10	*42*		*19 - 110*
Fluoranthene-d10	*49*		*35 - 140*

Method: FL-PRO Micro - Florida - Petroleum Range Organics (GC)

Lab Sample ID: MB 660-214619/1-A
Matrix: Water
Analysis Batch: 214633

Client Sample ID: Method Blank
Prep Type: Total/NA
Prep Batch: 214619

Analyte	MB Result	MB Qualifier	RL	MDL	Unit	D	Prepared	Analyzed	Dil Fac
Total Petroleum Hydrocarbons (C8-C40)	0.24	U	1.0	0.24	mg/L		08/21/19 07:39	08/21/19 12:53	1

Surrogate	*MB %Recovery*	*MB Qualifier*	*Limits*	*Prepared*	*Analyzed*	*Dil Fac*
o-Terphenyl	*88*		*66 - 139*	*08/21/19 07:39*	*08/21/19 12:53*	*1*
n-C39	*38*	*J1*	*40 - 129*	*08/21/19 07:39*	*08/21/19 12:53*	*1*

Lab Sample ID: LCS 660-214619/2-A
Matrix: Water
Analysis Batch: 214633

Client Sample ID: Lab Control Sample
Prep Type: Total/NA
Prep Batch: 214619

Analyte	Spike Added	LCS Result	LCS Qualifier	Unit	D	%Rec	%Rec. Limits
Total Petroleum Hydrocarbons (C8-C40)	12.1	9.74		mg/L		80	65 - 119

Surrogate	*LCS %Recovery*	*LCS Qualifier*	*Limits*
o-Terphenyl	*85*		*66 - 139*
n-C39	*87*		*40 - 129*

Method: FL-PRO Micro - Florida - Petroleum Range Organics (GC) (Continued)

Lab Sample ID: 660-96735-4 MS
Matrix: Water
Analysis Batch: 214633

Client Sample ID: OW-4
Prep Type: Total/NA
Prep Batch: 214619

Analyte	Sample Result	Sample Qualifier	Spike Added	MS Result	MS Qualifier	Unit	D	%Rec	%Rec. Limits
Total Petroleum Hydrocarbons (C8-C40)	0.24	U	12.1	10.9		mg/L		90	65 - 123

Surrogate	*MS %Recovery*	*MS Qualifier*	*Limits*
o-Terphenyl	*91*		*66 - 139*
n-C39	*96*		*40 - 129*

Lab Sample ID: 660-96735-3 DU
Matrix: Water
Analysis Batch: 214633

Client Sample ID: OW-1
Prep Type: Total/NA
Prep Batch: 214619

Analyte	Sample Result	Sample Qualifier	DU Result	DU Qualifier	Unit	D	RPD	RPD Limit
Total Petroleum Hydrocarbons (C8-C40)	0.24	U	0.24	U	mg/L		NC	20

Surrogate	*DU %Recovery*	*DU Qualifier*	*Limits*
o-Terphenyl	*86*		*66 - 139*
n-C39	*36*	*J1*	*40 - 129*

Method: 6010D - Metals (ICP)

Lab Sample ID: MB 660-214661/1-A
Matrix: Water
Analysis Batch: 214676

Client Sample ID: Method Blank
Prep Type: Total Recoverable
Prep Batch: 214661

Analyte	MB Result	MB Qualifier	RL	MDL	Unit	D	Prepared	Analyzed	Dil Fac
Silver	0.0015	U	0.010	0.0015	mg/L		08/22/19 07:01	08/22/19 12:38	1
Arsenic	0.0019	U	0.010	0.0019	mg/L		08/22/19 07:01	08/22/19 12:38	1
Barium	0.00092	U	0.010	0.00092	mg/L		08/22/19 07:01	08/22/19 12:38	1
Cadmium	0.00046	U	0.0040	0.00046	mg/L		08/22/19 07:01	08/22/19 12:38	1
Chromium	0.0011	U	0.010	0.0011	mg/L		08/22/19 07:01	08/22/19 12:38	1
Lead	0.0020	U	0.010	0.0020	mg/L		08/22/19 07:01	08/22/19 12:38	1
Selenium	0.0050	U	0.020	0.0050	mg/L		08/22/19 07:01	08/22/19 12:38	1

Lab Sample ID: LCS 660-214661/2-A
Matrix: Water
Analysis Batch: 214676

Client Sample ID: Lab Control Sample
Prep Type: Total Recoverable
Prep Batch: 214661

Analyte	Spike Added	LCS Result	LCS Qualifier	Unit	D	%Rec	%Rec. Limits
Silver	1.00	1.00		mg/L		100	80 - 120
Arsenic	1.00	1.01		mg/L		101	80 - 120
Barium	1.00	1.02		mg/L		102	80 - 120
Cadmium	1.00	1.02		mg/L		102	80 - 120
Chromium	1.00	1.05		mg/L		105	80 - 120
Lead	1.00	1.05		mg/L		105	80 - 120
Selenium	1.00	1.02		mg/L		102	80 - 120

Method: 7470A - Mercury (CVAA)

Lab Sample ID: MB 660-214682/1-A
Matrix: Water
Analysis Batch: 214702

Client Sample ID: Method Blank
Prep Type: Total/NA
Prep Batch: 214682

Analyte	MB Result	MB Qualifier	RL	MDL	Unit	D	Prepared	Analyzed	Dil Fac
Mercury	0.076	U	0.30	0.076	ug/L		08/22/19 10:00	08/22/19 15:13	1

Lab Sample ID: LCS 660-214682/2-A
Matrix: Water
Analysis Batch: 214702

Client Sample ID: Lab Control Sample
Prep Type: Total/NA
Prep Batch: 214682

Analyte	Spike Added	LCS Result	LCS Qualifier	Unit	D	%Rec	%Rec. Limits
Mercury	1.40	1.50		ug/L		107	80 - 120

Method: 2130B-2011 - Turbidity

Lab Sample ID: MB 660-214642/2
Matrix: Water
Analysis Batch: 214642

Client Sample ID: Method Blank
Prep Type: Total/NA

Analyte	MB Result	MB Qualifier	RL	RL	Unit	D	Prepared	Analyzed	Dil Fac
Turbidity	0.50	U	0.50	0.50	NTU			08/21/19 06:55	1

Lab Sample ID: DLCK 660-214642/1
Matrix: Water
Analysis Batch: 214642

Client Sample ID: Lab Control Sample
Prep Type: Total/NA

Analyte	Spike Added	DLCK Result	DLCK Qualifier	Unit	D	%Rec	%Rec. Limits
Turbidity	0.500	0.613		NTU		123	50 - 150

Lab Sample ID: LCS 660-214642/3
Matrix: Water
Analysis Batch: 214642

Client Sample ID: Lab Control Sample
Prep Type: Total/NA

Analyte	Spike Added	LCS Result	LCS Qualifier	Unit	D	%Rec	%Rec. Limits
Turbidity	40.0	40.9		NTU		102	90 - 110

Lab Sample ID: 660-96735-1 DU
Matrix: Water
Analysis Batch: 214642

Client Sample ID: OW-3
Prep Type: Total/NA

Analyte	Sample Result	Sample Qualifier	DU Result	DU Qualifier	Unit	D	RPD	RPD Limit
Turbidity	160		162		NTU		1	20

Method: 2540C-2011 - Total Dissolved Solids (Dried at 180 °C)

Lab Sample ID: MB 660-214623/1
Matrix: Water
Analysis Batch: 214623

Client Sample ID: Method Blank
Prep Type: Total/NA

Analyte	MB Result	MB Qualifier	RL	RL	Unit	D	Prepared	Analyzed	Dil Fac
Total Dissolved Solids	5.0	U	5.0	5.0	mg/L			08/21/19 09:13	1

Method: 2540C-2011 - Total Dissolved Solids (Dried at 180 °C) (Continued)

Lab Sample ID: LCS 660-214623/2
Matrix: Water
Analysis Batch: 214623

Client Sample ID: Lab Control Sample
Prep Type: Total/NA

Analyte	Spike Added	LCS Result	LCS Qualifier	Unit	D	%Rec	%Rec. Limits
Total Dissolved Solids	10000	9960		mg/L		100	80 - 120

QC Association Summary

Client: Envirologic International LTD.
Project/Site: Carnival Grand Port

Job ID: 660-96735-1

GC/MS VOA

Analysis Batch: 214944

Lab Sample ID	Client Sample ID	Prep Type	Matrix	Method	Prep Batch
660-96735-1	OW-3	Total/NA	Water	8260B	
660-96735-2	OW-2	Total/NA	Water	8260B	
660-96735-3	OW-1	Total/NA	Water	8260B	
660-96735-4	OW-4	Total/NA	Water	8260B	
MB 660-214944/6	Method Blank	Total/NA	Water	8260B	
LCS 660-214944/4	Lab Control Sample	Total/NA	Water	8260B	

GC/MS Semi VOA

Prep Batch: 214636

Lab Sample ID	Client Sample ID	Prep Type	Matrix	Method	Prep Batch
660-96735-1	OW-3	Total/NA	Water	3510C	
660-96735-2	OW-2	Total/NA	Water	3510C	
660-96735-3	OW-1	Total/NA	Water	3510C	
660-96735-4	OW-4	Total/NA	Water	3510C	
MB 660-214636/1-A	Method Blank	Total/NA	Water	3510C	
LCS 660-214636/2-A	Lab Control Sample	Total/NA	Water	3510C	
660-96735-2 MS	OW-2	Total/NA	Water	3510C	
660-96735-3 DU	OW-1	Total/NA	Water	3510C	

Analysis Batch: 214653

Lab Sample ID	Client Sample ID	Prep Type	Matrix	Method	Prep Batch
660-96735-1	OW-3	Total/NA	Water	8270D	214636
660-96735-2	OW-2	Total/NA	Water	8270D	214636
660-96735-3	OW-1	Total/NA	Water	8270D	214636
660-96735-4	OW-4	Total/NA	Water	8270D	214636
MB 660-214636/1-A	Method Blank	Total/NA	Water	8270D	214636
LCS 660-214636/2-A	Lab Control Sample	Total/NA	Water	8270D	214636
660-96735-2 MS	OW-2	Total/NA	Water	8270D	214636
660-96735-3 DU	OW-1	Total/NA	Water	8270D	214636

GC Semi VOA

Prep Batch: 214619

Lab Sample ID	Client Sample ID	Prep Type	Matrix	Method	Prep Batch
660-96735-1	OW-3	Total/NA	Water	MicroExt Prep	
660-96735-2	OW-2	Total/NA	Water	MicroExt Prep	
660-96735-3	OW-1	Total/NA	Water	MicroExt Prep	
660-96735-4	OW-4	Total/NA	Water	MicroExt Prep	
MB 660-214619/1-A	Method Blank	Total/NA	Water	MicroExt Prep	
LCS 660-214619/2-A	Lab Control Sample	Total/NA	Water	MicroExt Prep	
660-96735-4 MS	OW-4	Total/NA	Water	MicroExt Prep	
660-96735-3 DU	OW-1	Total/NA	Water	MicroExt Prep	

Analysis Batch: 214633

Lab Sample ID	Client Sample ID	Prep Type	Matrix	Method	Prep Batch
660-96735-1	OW-3	Total/NA	Water	FL-PRO Micro	214619
660-96735-2	OW-2	Total/NA	Water	FL-PRO Micro	214619
660-96735-3	OW-1	Total/NA	Water	FL-PRO Micro	214619
660-96735-4	OW-4	Total/NA	Water	FL-PRO Micro	214619
MB 660-214619/1-A	Method Blank	Total/NA	Water	FL-PRO Micro	214619
LCS 660-214619/2-A	Lab Control Sample	Total/NA	Water	FL-PRO Micro	214619

GC Semi VOA (Continued)

Analysis Batch: 214633 (Continued)

Lab Sample ID	Client Sample ID	Prep Type	Matrix	Method	Prep Batch
660-96735-4 MS	OW-4	Total/NA	Water	FL-PRO Micro	214619
660-96735-3 DU	OW-1	Total/NA	Water	FL-PRO Micro	214619

Metals

Prep Batch: 214661

Lab Sample ID	Client Sample ID	Prep Type	Matrix	Method	Prep Batch
660-96735-1	OW-3	Total Recoverable	Water	3005A	
660-96735-2	OW-2	Total Recoverable	Water	3005A	
660-96735-3	OW-1	Total Recoverable	Water	3005A	
660-96735-4	OW-4	Total Recoverable	Water	3005A	
MB 660-214661/1-A	Method Blank	Total Recoverable	Water	3005A	
LCS 660-214661/2-A	Lab Control Sample	Total Recoverable	Water	3005A	

Analysis Batch: 214676

Lab Sample ID	Client Sample ID	Prep Type	Matrix	Method	Prep Batch
660-96735-1	OW-3	Total Recoverable	Water	6010D	214661
660-96735-2	OW-2	Total Recoverable	Water	6010D	214661
660-96735-3	OW-1	Total Recoverable	Water	6010D	214661
660-96735-4	OW-4	Total Recoverable	Water	6010D	214661
MB 660-214661/1-A	Method Blank	Total Recoverable	Water	6010D	214661
LCS 660-214661/2-A	Lab Control Sample	Total Recoverable	Water	6010D	214661

Prep Batch: 214682

Lab Sample ID	Client Sample ID	Prep Type	Matrix	Method	Prep Batch
660-96735-1	OW-3	Total/NA	Water	7470A	
660-96735-2	OW-2	Total/NA	Water	7470A	
660-96735-3	OW-1	Total/NA	Water	7470A	
660-96735-4	OW-4	Total/NA	Water	7470A	
MB 660-214682/1-A	Method Blank	Total/NA	Water	7470A	
LCS 660-214682/2-A	Lab Control Sample	Total/NA	Water	7470A	

Analysis Batch: 214702

Lab Sample ID	Client Sample ID	Prep Type	Matrix	Method	Prep Batch
660-96735-1	OW-3	Total/NA	Water	7470A	214682
660-96735-2	OW-2	Total/NA	Water	7470A	214682
660-96735-3	OW-1	Total/NA	Water	7470A	214682
660-96735-4	OW-4	Total/NA	Water	7470A	214682
MB 660-214682/1-A	Method Blank	Total/NA	Water	7470A	214682
LCS 660-214682/2-A	Lab Control Sample	Total/NA	Water	7470A	214682

General Chemistry

Analysis Batch: 214623

Lab Sample ID	Client Sample ID	Prep Type	Matrix	Method	Prep Batch
660-96735-1	OW-3	Total/NA	Water	2540C-2011	
660-96735-2	OW-2	Total/NA	Water	2540C-2011	
660-96735-3	OW-1	Total/NA	Water	2540C-2011	
660-96735-4	OW-4	Total/NA	Water	2540C-2011	
MB 660-214623/1	Method Blank	Total/NA	Water	2540C-2011	
LCS 660-214623/2	Lab Control Sample	Total/NA	Water	2540C-2011	

QC Association Summary

Client: Envirologic International LTD.
Project/Site: Carnival Grand Port

Job ID: 660-96735-1

General Chemistry

Analysis Batch: 214642

Lab Sample ID	Client Sample ID	Prep Type	Matrix	Method	Prep Batch
660-96735-1	OW-3	Total/NA	Water	2130B-2011	
660-96735-2	OW-2	Total/NA	Water	2130B-2011	
660-96735-3	OW-1	Total/NA	Water	2130B-2011	
660-96735-4	OW-4	Total/NA	Water	2130B-2011	
MB 660-214642/2	Method Blank	Total/NA	Water	2130B-2011	
DLCK 660-214642/1	Lab Control Sample	Total/NA	Water	2130B-2011	
LCS 660-214642/3	Lab Control Sample	Total/NA	Water	2130B-2011	
660-96735-1 DU	OW-3	Total/NA	Water	2130B-2011	

Lab Chronicle

Client: Envirologic International LTD.
Project/Site: Carnival Grand Port

Job ID: 660-96735-1

Client Sample ID: OW-3

Date Collected: 08/19/19 09:05
Date Received: 08/20/19 10:05

Lab Sample ID: 660-96735-1

Matrix: Water

Prep Type	Batch Type	Batch Method	Run	Dil Factor	Initial Amount	Final Amount	Batch Number	Prepared or Analyzed	Analyst	Lab
Total/NA	Analysis	8260B		1	5 mL	5 mL	214944	08/29/19 14:33	TGP	TAL TAM
Total/NA	Prep	3510C			260 mL	1 mL	214636	08/21/19 11:24	XMO	TAL TAM
Total/NA	Analysis	8270D		1			214653	08/22/19 09:18	K1P	TAL TAM
Total/NA	Prep	MicroExt Prep			35.01 mL	2 mL	214619	08/21/19 07:39	EM	TAL TAM
Total/NA	Analysis	FL-PRO Micro		1			214633	08/21/19 14:32	K1P	TAL TAM
Total Recoverable	Prep	3005A			50 mL	50 mL	214661	08/22/19 07:01	GAF	TAL TAM
Total Recoverable	Analysis	6010D		5			214676	08/22/19 13:58	GAF	TAL TAM
Total/NA	Prep	7470A			25 mL	35 mL	214682	08/22/19 10:00	GAF	TAL TAM
Total/NA	Analysis	7470A		1			214702	08/22/19 15:42	GH1	TAL TAM
Total/NA	Analysis	2130B-2011		10			214642	08/21/19 06:55	AJG	TAL TAM
Total/NA	Analysis	2540C-2011		1	5 mL	200 mL	214623	08/21/19 09:13	SGF	TAL TAM

Client Sample ID: OW-2

Date Collected: 08/19/19 10:35
Date Received: 08/20/19 10:05

Lab Sample ID: 660-96735-2

Matrix: Water

Prep Type	Batch Type	Batch Method	Run	Dil Factor	Initial Amount	Final Amount	Batch Number	Prepared or Analyzed	Analyst	Lab
Total/NA	Analysis	8260B		1	5 mL	5 mL	214944	08/29/19 14:54	TGP	TAL TAM
Total/NA	Prep	3510C			260 mL	1 mL	214636	08/21/19 11:24	XMO	TAL TAM
Total/NA	Analysis	8270D		1			214653	08/22/19 08:30	K1P	TAL TAM
Total/NA	Prep	MicroExt Prep			35.03 mL	2 mL	214619	08/21/19 07:39	EM	TAL TAM
Total/NA	Analysis	FL-PRO Micro		1			214633	08/21/19 14:13	K1P	TAL TAM
Total Recoverable	Prep	3005A			50 mL	50 mL	214661	08/22/19 07:01	GAF	TAL TAM
Total Recoverable	Analysis	6010D		1			214676	08/22/19 14:04	GAF	TAL TAM
Total/NA	Prep	7470A			25 mL	35 mL	214682	08/22/19 10:00	GAF	TAL TAM
Total/NA	Analysis	7470A		1			214702	08/22/19 15:44	GH1	TAL TAM
Total/NA	Analysis	2130B-2011		1			214642	08/21/19 06:55	AJG	TAL TAM
Total/NA	Analysis	2540C-2011		1	10 mL	200 mL	214623	08/21/19 09:13	SGF	TAL TAM

Client Sample ID: OW-1

Date Collected: 08/19/19 12:55
Date Received: 08/20/19 10:05

Lab Sample ID: 660-96735-3

Matrix: Water

Prep Type	Batch Type	Batch Method	Run	Dil Factor	Initial Amount	Final Amount	Batch Number	Prepared or Analyzed	Analyst	Lab
Total/NA	Analysis	8260B		1	5 mL	5 mL	214944	08/29/19 15:14	TGP	TAL TAM
Total/NA	Prep	3510C			260 mL	1 mL	214636	08/21/19 11:24	XMO	TAL TAM
Total/NA	Analysis	8270D		1			214653	08/22/19 10:00	K1P	TAL TAM
Total/NA	Prep	MicroExt Prep			35.07 mL	2 mL	214619	08/21/19 07:39	EM	TAL TAM
Total/NA	Analysis	FL-PRO Micro		1			214633	08/21/19 13:33	K1P	TAL TAM
Total Recoverable	Prep	3005A			50 mL	50 mL	214661	08/22/19 07:01	GAF	TAL TAM
Total Recoverable	Analysis	6010D		1			214676	08/22/19 14:15	GAF	TAL TAM
Total/NA	Prep	7470A			25 mL	35 mL	214682	08/22/19 10:00	GAF	TAL TAM
Total/NA	Analysis	7470A		1			214702	08/22/19 15:46	GH1	TAL TAM
Total/NA	Analysis	2130B-2011		1			214642	08/21/19 06:55	AJG	TAL TAM

Lab Chronicle

Client: Envirologic International LTD.
Project/Site: Carnival Grand Port

Job ID: 660-96735-1

Client Sample ID: OW-1

Date Collected: 08/19/19 12:55
Date Received: 08/20/19 10:05

Lab Sample ID: 660-96735-3

Matrix: Water

Prep Type	Batch Type	Batch Method	Run	Dil Factor	Initial Amount	Final Amount	Batch Number	Prepared or Analyzed	Analyst	Lab
Total/NA	Analysis	2540C-2011		1	50 mL	200 mL	214623	08/21/19 09:13	SGF	TAL TAM

Client Sample ID: OW-4

Date Collected: 08/19/19 13:05
Date Received: 08/20/19 10:05

Lab Sample ID: 660-96735-4

Matrix: Water

Prep Type	Batch Type	Batch Method	Run	Dil Factor	Initial Amount	Final Amount	Batch Number	Prepared or Analyzed	Analyst	Lab
Total/NA	Analysis	8260B		1	5 mL	5 mL	214944	08/29/19 15:35	TGP	TAL TAM
Total/NA	Prep	3510C			270 mL	1 mL	214636	08/21/19 11:24	XMO	TAL TAM
Total/NA	Analysis	8270D		1			214653	08/22/19 10:21	K1P	TAL TAM
Total/NA	Prep	MicroExt Prep			35.03 mL	2 mL	214619	08/21/19 07:39	EM	TAL TAM
Total/NA	Analysis	FL-PRO Micro		1			214633	08/21/19 12:34	K1P	TAL TAM
Total Recoverable	Prep	3005A			50 mL	50 mL	214661	08/22/19 07:01	GAF	TAL TAM
Total Recoverable	Analysis	6010D		1			214676	08/22/19 14:21	GAF	TAL TAM
Total/NA	Prep	7470A			25 mL	35 mL	214682	08/22/19 10:00	GAF	TAL TAM
Total/NA	Analysis	7470A		1			214702	08/22/19 15:47	GH1	TAL TAM
Total/NA	Analysis	2130B-2011		1			214642	08/21/19 06:55	AJG	TAL TAM
Total/NA	Analysis	2540C-2011		1	25 mL	200 mL	214623	08/21/19 09:13	SGF	TAL TAM

Laboratory References:

TAL TAM = Eurofins TestAmerica, Tampa, 6712 Benjamin Road, Suite 100, Tampa, FL 33634, TEL (813)885-7427

Method Summary

Client: Envirologic International LTD.
Project/Site: Carnival Grand Port

Job ID: 660-96735-1

Method	Method Description	Protocol	Laboratory
8260B	Volatile Organic Compounds (GC/MS)	SW846	TAL TAM
8270D	PAHs by GC/MS (SIM)	SW846	TAL TAM
FL-PRO Micro	Florida - Petroleum Range Organics (GC)	FL-DEP	TAL TAM
6010D	Metals (ICP)	SW846	TAL TAM
7470A	Mercury (CVAA)	SW846	TAL TAM
2130B-2011	Turbidity	SM	TAL TAM
2540C-2011	Total Dissolved Solids (Dried at 180 °C)	SM	TAL TAM
3005A	Preparation, Total Recoverable or Dissolved Metals	SW846	TAL TAM
3510C	Liquid-Liquid Extraction (Separatory Funnel)	SW846	TAL TAM
5030B	Purge and Trap	SW846	TAL TAM
7470A	Preparation, Mercury	SW846	TAL TAM
MicroExt Prep	Microextraction	SW846	TAL TAM

Protocol References:

FL-DEP = State Of Florida Department Of Environmental Protection, Florida Administrative Code.
SM = "Standard Methods For The Examination Of Water And Wastewater"
SW846 = "Test Methods For Evaluating Solid Waste, Physical/Chemical Methods", Third Edition, November 1986 And Its Updates.

Laboratory References:

TAL TAM = Eurofins TestAmerica, Tampa, 6712 Benjamin Road, Suite 100, Tampa, FL 33634, TEL (813)885-7427

Accreditation/Certification Summary

Client: Envirologic International LTD.
Job ID: 660-96735-1
Project/Site: Carnival Grand Port

Laboratory: Eurofins TestAmerica, Tampa

The accreditations/certifications listed below are applicable to this report.

Authority	Program	Identification Number	Expiration Date
Florida	NELAP	E84282	06-30-20

Eurofins TestAmerica, Tampa
6712 Benjamin Road Suite 100
Tampa, FL 33634
Phone: 813-885-7427 Fax: 813-885-7049

Chain of Custody Record

eurofins | Environment Testing TestAmerica

Client Information	Sampler: Lloyd Cheong	Lab PM: Gudnason, Haukur M	Carrier Tracking No(s):	COC No: 660-86801-28129.1
Client Contact: Mr. Lloyd Cheong	Phone: 242 351-2490	E-Mail: haukur.gudnason@testamericainc.com		Page: Page 1 of 3
Company: Envirologic International LTD.				Job #:
Address: 1100 SE 24th Street Suite 101F	Due Date Requested:			
City: Ft. Lauderdale	TAT Requested (days):			
State, Zip: FL, 33316				
Phone: 954-727-3965(Tel)	PO #: Purchase Order not required			
Email: envirologic.bahamas@gmail.com	WO #:			
Project Name: Carnival Grand Port	Project #: 66013991			
Site: GRAND Port	SSOW#:			

Analysis Requested

Preservation Codes:

A - HCL	M - Hexane
B - NaOH	N - None
C - Zn Acetate	O - AsNaO2
D - Nitric Acid	P - Na2O4S
E - NaHSO4	Q - Na2SO3
F - MeOH	R - Na2S2O3
G - Amchlor	S - H2SO4
H - Ascorbic Acid	T - TSP Dodecahydrate
I - Ice	U - Acetone

660-96735 Chain of Custody

Loc: 660
96735

Sample Identification	Sample Date	Sample Time	Sample Type (C=comp, G=grab)	Matrix (W=water, S=solid, O=waste/oil, BT=Tissue, A=Air)	Field Filtered Sample (Yes or No)	Perform MS/MSD (Yes or No)	8270D_SIM - Polycyclic Aromatic Hydrocarbons	SM2130B - Turbidity	6010D, 7470A	8260B - Target Compound List	FLPRO_Micro - TRPH	2540C - TDS	FieldSampling - Field Sampling Oxygen, Dissolved	Total	Special Instructions/Note:
				Preservation Code:			N	N	D	A	A	N	N		
W-3	8/19/19	9:05		Water			2	1	1	3	2	1			Sample Reacted with HCl
W-2	↓	10:35		Water			2	1	1	3	2	1			
W-1	↓	12:55		Water			2	1	1	3	2	1			
W-4	↓	1:05		Water			2	1	1	3	2	1			
				Water											
				Water											
				Water											
				Water											
				Water											
				Water											
				Water											

Possible Hazard Identification
☐ *Non-Hazard* ☐ *Flammable* ☐ *Skin Irritant* ☐ *Poison B* ☐ *Unknown* ☐ *Radiological*

Sample Disposal (A fee may be assessed if samples are retained longer than 1 month)
☐ *Return To Client* ☐ *Disposal By Lab* ☐ *Archive For* _____ *Months*

Deliverable Requested: I, II, III, IV, Other (specify)

Special Instructions/QC Requirements:

Empty Kit Relinquished by:	Date:	Time:	Method of Shipment:		
Relinquished by: Lloyd Cheong	Date/Time: 8/19/19 3:30pm	Company: EIL	Received by: Emilio Edwards	Date/Time: 8/20/19 1005	Company: Eurofins TAMPA
Relinquished by:	Date/Time:	Company	Received by:	Date/Time:	Company
Relinquished by:	Date/Time:	Company	Received by:	Date/Time:	Company

Custody Seals Intact: ✓ Yes Δ No | Custody Seal No.: 768699 | Cooler Temperature(s) °C and Other Remarks: 5.2/5.2 CVOG

Ver: 01/16/2019

Login Sample Receipt Checklist

Client: Envirologic International LTD.

Job Number: 660-96735-1

Login Number: 96735
List Number: 1
Creator: Edwards, Erricka

List Source: Eurofins TestAmerica, Tampa

Question	Answer	Comment
Radioactivity wasn't checked or is </= background as measured by a survey meter.	N/A	
The cooler's custody seal, if present, is intact.	True	
Sample custody seals, if present, are intact.	True	
The cooler or samples do not appear to have been compromised or tampered with.	True	
Samples were received on ice.	True	
Cooler Temperature is acceptable.	True	
Cooler Temperature is recorded.	True	
COC is present.	True	
COC is filled out in ink and legible.	True	
COC is filled out with all pertinent information.	True	
Is the Field Sampler's name present on COC?	True	
There are no discrepancies between the containers received and the COC.	True	
Samples are received within Holding Time (excluding tests with immediate HTs)	True	
Sample containers have legible labels.	True	
Containers are not broken or leaking.	True	
Sample collection date/times are provided.	True	
Appropriate sample containers are used.	True	
Sample bottles are completely filled.	True	
Sample Preservation Verified.	True	
There is sufficient vol. for all requested analyses, incl. any requested MS/MSDs	True	
Containers requiring zero headspace have no headspace or bubble is <6mm (1/4").	True	
Multiphasic samples are not present.	True	
Samples do not require splitting or compositing.	True	
Residual Chlorine Checked.	N/A	

eurofins | Environment Testing TestAmerica

ANALYTICAL REPORT

Eurofins TestAmerica, Tampa
6712 Benjamin Road
Suite 100
Tampa, FL 33634
Tel: (813)885-7427

Laboratory Job ID: 660-96770-1
Client Project/Site: Carnival Grand Port

For:
Envirologic International LTD.
1100 SE 24th Street
Suite 101F
Ft. Lauderdale, Florida 33316

Attn: Mr. Lloyd Cheong

Authorized for release by:
8/31/2019 5:55:39 PM

Haukur Gudnason, Project Manager II
(813)280-8342
haukur.gudnason@testamericainc.com

LINKS

Review your project results through TotalAccess

Have a Question? Ask The Expert

Visit us at: www.testamericainc.com

The test results in this report meet all 2003 NELAC and 2009 TNI requirements for accredited parameters, exceptions are noted in this report. This report may not be reproduced except in full, and with written approval from the laboratory. For questions please contact the Project Manager at the e-mail address or telephone number listed on this page.

This report has been electronically signed and authorized by the signatory. Electronic signature is intended to be the legally binding equivalent of a traditionally handwritten signature.

Results relate only to the items tested and the sample(s) as received by the laboratory.

Table of Contents

Cover Page 1
Table of Contents 2
Sample Summary 3
Case Narrative 4
Definitions/Glossary 5
Detection Summary 6
Client Sample Results 7
QC Sample Results 15
QC Association Summary 24
Lab Chronicle 27
Method Summary 29
Certification Summary 30
Chain of Custody 31
Receipt Checklists 32

Sample Summary

Client: Envirologic International LTD.
Project/Site: Carnival Grand Port

Job ID: 660-96770-1

Lab Sample ID	Client Sample ID	Matrix	Collected	Received	Asset ID
660-96770-1	OW-6	Water	08/20/19 08:55	08/21/19 10:30	
660-96770-2	OW-7	Water	08/20/19 10:10	08/21/19 10:30	
660-96770-3	OW-9	Water	08/20/19 11:30	08/21/19 10:30	
660-96770-4	OW-8	Water	08/20/19 12:45	08/21/19 10:30	

Case Narrative

Client: Envirologic International LTD.
Project/Site: Carnival Grand Port

Job ID: 660-96770-1

Job ID: 660-96770-1

Laboratory: Eurofins TestAmerica, Tampa

Narrative

Receipt
The samples were received on 8/21/2019 10:30 AM; the samples arrived in good condition, properly preserved and, where required, on ice. The temperature of the cooler at receipt was 3.1º C.

GC/MS VOA
No analytical or quality issues were noted, other than those described in the Definitions/Glossary page.

GC/MS Semi VOA
Method(s) 8270D SIM: Surrogate recovery for the following sample was outside control limits: OW-9 (660-96770-3). Evidence of matrix interference is present. The creation of an emulsion was observed during extraction; therefore, re-extraction and/or re-analysis was not performed.

Method(s) 8270D SIM: The matrix spike / matrix spike duplicate (MS/MSD) recoveries for the following sample associated with preparation batch 660-214665 and analytical batch 660-214711 were outside control limits: (660-96792-B-1-A MS). The associated laboratory control sample (LCS) recovery met acceptance criteria.

No additional analytical or quality issues were noted, other than those described above or in the Definitions/Glossary page.

GC Semi VOA
Method(s) FL-PRO Micro: Two surrogates are used for this analysis. The laboratory's SOP allows one of these surrogates to be outside acceptance criteria without performing re-extraction/re-analysis. The following samples contained an allowable number of surrogate compounds outside limits: OW-6 (660-96770-1), OW-7 (660-96770-2), OW-9 (660-96770-3), OW-8 (660-96770-4), (MB 660-214660/1-A) and (660-96770-J-2-A DU). These results have been reported and qualified.

No additional analytical or quality issues were noted, other than those described above or in the Definitions/Glossary page.

Metals
No analytical or quality issues were noted, other than those described in the Definitions/Glossary page.

General Chemistry No analytical or quality issues were noted, other than those described in the Definitions/Glossary page

Organic Prep
No analytical or quality issues were noted, other than those described in the Definitions/Glossary page.

Definitions/Glossary

Client: Envirologic International LTD.
Project/Site: Carnival Grand Port

Job ID: 660-96770-1

Qualifiers

GC/MS VOA

Qualifier	Qualifier Description
I	The reported value is between the laboratory method detection limit and the laboratory practical quantitation limit.
U	Indicates that the compound was analyzed for but not detected.

GC/MS Semi VOA

Qualifier	Qualifier Description
J1	Estimated value; value may not be accurate. Surrogate recovery outside of criteria.
U	Indicates that the compound was analyzed for but not detected.

GC Semi VOA

Qualifier	Qualifier Description
J1	Estimated value; value may not be accurate. Surrogate recovery outside of criteria.
U	Indicates that the compound was analyzed for but not detected.

Metals

Qualifier	Qualifier Description
I	The reported value is between the laboratory method detection limit and the laboratory practical quantitation limit.
U	Indicates that the compound was analyzed for but not detected.

General Chemistry

Qualifier	Qualifier Description
U	Indicates that the compound was analyzed for but not detected.

Glossary

Abbreviation	These commonly used abbreviations may or may not be present in this report.
¤	Listed under the "D" column to designate that the result is reported on a dry weight basis
%R	Percent Recovery
CFL	Contains Free Liquid
CNF	Contains No Free Liquid
DER	Duplicate Error Ratio (normalized absolute difference)
Dil Fac	Dilution Factor
DL	Detection Limit (DoD/DOE)
DL, RA, RE, IN	Indicates a Dilution, Re-analysis, Re-extraction, or additional Initial metals/anion analysis of the sample
DLC	Decision Level Concentration (Radiochemistry)
EDL	Estimated Detection Limit (Dioxin)
LOD	Limit of Detection (DoD/DOE)
LOQ	Limit of Quantitation (DoD/DOE)
MDA	Minimum Detectable Activity (Radiochemistry)
MDC	Minimum Detectable Concentration (Radiochemistry)
MDL	Method Detection Limit
ML	Minimum Level (Dioxin)
NC	Not Calculated
ND	Not Detected at the reporting limit (or MDL or EDL if shown)
PQL	Practical Quantitation Limit
QC	Quality Control
RER	Relative Error Ratio (Radiochemistry)
RL	Reporting Limit or Requested Limit (Radiochemistry)
RPD	Relative Percent Difference, a measure of the relative difference between two points
TEF	Toxicity Equivalent Factor (Dioxin)
TEQ	Toxicity Equivalent Quotient (Dioxin)

Detection Summary

Client: Envirologic International LTD.
Project/Site: Carnival Grand Port

Job ID: 660-96770-1

Client Sample ID: OW-6 — Lab Sample ID: 660-96770-1

Analyte	Result	Qualifier	RL	MDL	Unit	Dil Fac	D	Method	Prep Type
Barium	0.0053	I	0.010	0.00092	mg/L	1		6010D	Total Recoverable
Chromium	0.012		0.010	0.0011	mg/L	1		6010D	Total Recoverable
Turbidity	0.69		0.50	0.50	NTU	1		2130B-2011	Total/NA
Total Dissolved Solids	1000		20	20	mg/L	1		2540C-2011	Total/NA

Client Sample ID: OW-7 — Lab Sample ID: 660-96770-2

Analyte	Result	Qualifier	RL	MDL	Unit	Dil Fac	D	Method	Prep Type
Barium	0.0048	I	0.010	0.00092	mg/L	1		6010D	Total Recoverable
Total Dissolved Solids	530		20	20	mg/L	1		2540C-2011	Total/NA

Client Sample ID: OW-9 — Lab Sample ID: 660-96770-3

Analyte	Result	Qualifier	RL	MDL	Unit	Dil Fac	D	Method	Prep Type
Barium	0.0046	I	0.010	0.00092	mg/L	1		6010D	Total Recoverable
Turbidity	2.6		0.50	0.50	NTU	1		2130B-2011	Total/NA
Total Dissolved Solids	780		20	20	mg/L	1		2540C-2011	Total/NA

Client Sample ID: OW-8 — Lab Sample ID: 660-96770-4

Analyte	Result	Qualifier	RL	MDL	Unit	Dil Fac	D	Method	Prep Type
Barium	0.0040	I	0.010	0.00092	mg/L	1		6010D	Total Recoverable
Turbidity	0.52		0.50	0.50	NTU	1		2130B-2011	Total/NA
Total Dissolved Solids	680		20	20	mg/L	1		2540C-2011	Total/NA

This Detection Summary does not include radiochemical test results.

Client: Envirologic International LTD.
Project/Site: Carnival Grand Port

Job ID: 660-96770-1

Client Sample ID: OW-6
Date Collected: 08/20/19 08:55
Date Received: 08/21/19 10:30

Lab Sample ID: 660-96770-1
Matrix: Water

Method: 8260B - Volatile Organic Compounds (GC/MS)

Analyte	Result	Qualifier	RL	MDL	Unit	D	Prepared	Analyzed	Dil Fac
Benzene	0.25	U	1.0	0.25	ug/L			08/31/19 10:40	1
Dichlorobromomethane	0.23	U	1.0	0.23	ug/L			08/31/19 10:40	1
Bromoform	1.1	U	5.0	1.1	ug/L			08/31/19 10:40	1
Bromomethane	2.5	U	10	2.5	ug/L			08/31/19 10:40	1
Carbon tetrachloride	0.23	U	1.0	0.23	ug/L			08/31/19 10:40	1
Chlorobenzene	0.27	U	1.0	0.27	ug/L			08/31/19 10:40	1
Chloroethane	2.5	U	10	2.5	ug/L			08/31/19 10:40	1
Chloroform	0.29	U	1.0	0.29	ug/L			08/31/19 10:40	1
Chloromethane	0.76	U	2.0	0.76	ug/L			08/31/19 10:40	1
Chlorodibromomethane	0.31	U	3.0	0.31	ug/L			08/31/19 10:40	1
1,2-Dibromo-3-Chloropropane	2.5	U	10	2.5	ug/L			08/31/19 10:40	1
Ethylene Dibromide	0.27	U	1.0	0.27	ug/L			08/31/19 10:40	1
1,2-Dichlorobenzene	0.24	U	1.0	0.24	ug/L			08/31/19 10:40	1
1,3-Dichlorobenzene	0.26	U	1.0	0.26	ug/L			08/31/19 10:40	1
1,4-Dichlorobenzene	0.22	U	1.0	0.22	ug/L			08/31/19 10:40	1
Dichlorodifluoromethane	2.5	U	10	2.5	ug/L			08/31/19 10:40	1
1,1-Dichloroethane	0.32	U	1.0	0.32	ug/L			08/31/19 10:40	1
1,1-Dichloroethene	0.26	U	1.0	0.26	ug/L			08/31/19 10:40	1
1,2-Dichloroethane	0.31	U	1.0	0.31	ug/L			08/31/19 10:40	1
cis-1,2-Dichloroethene	0.32	U	1.0	0.32	ug/L			08/31/19 10:40	1
trans-1,2-Dichloroethene	0.39	U	2.0	0.39	ug/L			08/31/19 10:40	1
1,2-Dichloropropane	0.52	U	2.0	0.52	ug/L			08/31/19 10:40	1
cis-1,3-Dichloropropene	0.39	U	2.0	0.39	ug/L			08/31/19 10:40	1
trans-1,3-Dichloropropene	0.27	U	1.0	0.27	ug/L			08/31/19 10:40	1
Ethylbenzene	0.27	U	1.0	0.27	ug/L			08/31/19 10:40	1
Isopropylbenzene	0.52	U	2.0	0.52	ug/L			08/31/19 10:40	1
Methylene Chloride	1.4	U	10	1.4	ug/L			08/31/19 10:40	1
Styrene	0.49	U	2.0	0.49	ug/L			08/31/19 10:40	1
1,1,2,2-Tetrachloroethane	0.44	U	1.0	0.44	ug/L			08/31/19 10:40	1
Tetrachloroethene	0.50	U	2.0	0.50	ug/L			08/31/19 10:40	1
Toluene	0.24	U	1.0	0.24	ug/L			08/31/19 10:40	1
1,2,3-Trichlorobenzene	0.37	U	2.0	0.37	ug/L			08/31/19 10:40	1
1,2,4-Trichlorobenzene	0.58	U	2.0	0.58	ug/L			08/31/19 10:40	1
1,1,1-Trichloroethane	0.30	U	1.0	0.30	ug/L			08/31/19 10:40	1
1,1,2-Trichloroethane	0.29	U	1.0	0.29	ug/L			08/31/19 10:40	1
Trichloroethene	0.61	U	2.0	0.61	ug/L			08/31/19 10:40	1
Trichlorofluoromethane	0.49	U	5.0	0.49	ug/L			08/31/19 10:40	1
Vinyl chloride	0.26	U	1.0	0.26	ug/L			08/31/19 10:40	1
Acetone	3.0	U	20	3.0	ug/L			08/31/19 10:40	1
2-Butanone (MEK)	3.2	U	10	3.2	ug/L			08/31/19 10:40	1
4-Methyl-2-pentanone (MIBK)	4.0	U	15	4.0	ug/L			08/31/19 10:40	1
Carbon disulfide	0.35	U	2.0	0.35	ug/L			08/31/19 10:40	1
2-Hexanone	4.4	U	15	4.4	ug/L			08/31/19 10:40	1
Methyl tert-butyl ether	0.44	U	2.0	0.44	ug/L			08/31/19 10:40	1
Xylenes, Total	0.50	U	4.0	0.50	ug/L			08/31/19 10:40	1

Surrogate	*%Recovery*	*Qualifier*	*Limits*	*Prepared*	*Analyzed*	*Dil Fac*
4-Bromofluorobenzene	*105*		*70 - 130*		*08/31/19 10:40*	*1*
Dibromofluoromethane	*98*		*70 - 130*		*08/31/19 10:40*	*1*
Toluene-d8 (Surr)	*101*		*70 - 130*		*08/31/19 10:40*	*1*

Client: Envirologic International LTD.
Project/Site: Carnival Grand Port

Job ID: 660-96770-1

Client Sample ID: OW-6
Date Collected: 08/20/19 08:55
Date Received: 08/21/19 10:30

Lab Sample ID: 660-96770-1
Matrix: Water

Method: 8270D - PAHs by GC/MS (SIM)

Analyte	Result	Qualifier	RL	MDL	Unit	D	Prepared	Analyzed	Dil Fac
Naphthalene	1.2	U	3.7	1.2	ug/L		08/22/19 08:13	08/23/19 09:41	1
2-Methylnaphthalene	0.62	U	0.69	0.62	ug/L		08/22/19 08:13	08/23/19 09:41	1
1-Methylnaphthalene	0.59	U	0.69	0.59	ug/L		08/22/19 08:13	08/23/19 09:41	1
Acenaphthylene	0.075	U	0.46	0.075	ug/L		08/22/19 08:13	08/23/19 09:41	1
Acenaphthene	0.23	U	0.69	0.23	ug/L		08/22/19 08:13	08/23/19 09:41	1
Fluorene	0.23	U	0.69	0.23	ug/L		08/22/19 08:13	08/23/19 09:41	1
Phenanthrene	0.80	U	2.8	0.80	ug/L		08/22/19 08:13	08/23/19 09:41	1
Anthracene	0.083	U	0.46	0.083	ug/L		08/22/19 08:13	08/23/19 09:41	1
Fluoranthene	0.22	U	0.69	0.22	ug/L		08/22/19 08:13	08/23/19 09:41	1
Pyrene	0.21	U	0.46	0.21	ug/L		08/22/19 08:13	08/23/19 09:41	1
Benzo[a]anthracene	0.046	U	0.19	0.046	ug/L		08/22/19 08:13	08/23/19 09:41	1
Chrysene	0.063	U	0.46	0.063	ug/L		08/22/19 08:13	08/23/19 09:41	1
Benzo[b]fluoranthene	0.046	U	0.093	0.046	ug/L		08/22/19 08:13	08/23/19 09:41	1
Benzo[k]fluoranthene	0.077	U	0.46	0.077	ug/L		08/22/19 08:13	08/23/19 09:41	1
Benzo[a]pyrene	0.067	U	0.46	0.067	ug/L		08/22/19 08:13	08/23/19 09:41	1
Benzo[g,h,i]perylene	0.064	U	0.46	0.064	ug/L		08/22/19 08:13	08/23/19 09:41	1
Indeno[1,2,3-cd]pyrene	0.046	U	0.19	0.046	ug/L		08/22/19 08:13	08/23/19 09:41	1
Dibenz(a,h)anthracene	0.071	U	0.19	0.071	ug/L		08/22/19 08:13	08/23/19 09:41	1

Surrogate	*%Recovery*	*Qualifier*	*Limits*	*Prepared*	*Analyzed*	*Dil Fac*
2-methylnaphthalene-d10	*45*		*19 - 110*	*08/22/19 08:13*	*08/23/19 09:41*	*1*
Fluoranthene-d10	*60*		*35 - 140*	*08/22/19 08:13*	*08/23/19 09:41*	*1*

Method: FL-PRO Micro - Florida - Petroleum Range Organics (GC)

Analyte	Result	Qualifier	RL	MDL	Unit	D	Prepared	Analyzed	Dil Fac
Total Petroleum Hydrocarbons (C8-C40)	0.24	U	1.0	0.24	mg/L		08/22/19 06:57	08/22/19 11:53	1

Surrogate	*%Recovery*	*Qualifier*	*Limits*	*Prepared*	*Analyzed*	*Dil Fac*
o-Terphenyl	*93*		*66 - 139*	*08/22/19 06:57*	*08/22/19 11:53*	*1*
n-C39	*33*	*J1*	*40 - 129*	*08/22/19 06:57*	*08/22/19 11:53*	*1*

Method: 6010D - Metals (ICP) - Total Recoverable

Analyte	Result	Qualifier	RL	MDL	Unit	D	Prepared	Analyzed	Dil Fac
Silver	0.0015	U	0.010	0.0015	mg/L		08/23/19 07:14	08/23/19 14:51	1
Arsenic	0.0019	U	0.010	0.0019	mg/L		08/23/19 07:14	08/23/19 14:51	1
Barium	**0.0053**	**I**	0.010	0.00092	mg/L		08/23/19 07:14	08/23/19 14:51	1
Cadmium	0.00046	U	0.0040	0.00046	mg/L		08/23/19 07:14	08/23/19 14:51	1
Chromium	**0.012**		0.010	0.0011	mg/L		08/23/19 07:14	08/23/19 14:51	1
Lead	0.0020	U	0.010	0.0020	mg/L		08/23/19 07:14	08/23/19 14:51	1
Selenium	0.0050	U	0.020	0.0050	mg/L		08/23/19 07:14	08/23/19 14:51	1

Method: 7470A - Mercury (CVAA)

Analyte	Result	Qualifier	RL	MDL	Unit	D	Prepared	Analyzed	Dil Fac
Mercury	0.076	U	0.30	0.076	ug/L		08/22/19 10:00	08/22/19 15:51	1

General Chemistry

Analyte	Result	Qualifier	RL	RL	Unit	D	Prepared	Analyzed	Dil Fac
Turbidity	**0.69**		0.50	0.50	NTU			08/22/19 06:20	1
Total Dissolved Solids	**1000**		20	20	mg/L			08/23/19 09:09	1

Client: Envirologic International LTD.
Project/Site: Carnival Grand Port

Job ID: 660-96770-1

Client Sample ID: OW-7

Date Collected: 08/20/19 10:10
Date Received: 08/21/19 10:30

Lab Sample ID: 660-96770-2

Matrix: Water

Method: 8260B - Volatile Organic Compounds (GC/MS)

Analyte	Result	Qualifier	RL	MDL	Unit	D	Prepared	Analyzed	Dil Fac
Benzene	0.25	U	1.0	0.25	ug/L			08/31/19 11:03	1
Dichlorobromomethane	0.23	U	1.0	0.23	ug/L			08/31/19 11:03	1
Bromoform	1.1	U	5.0	1.1	ug/L			08/31/19 11:03	1
Bromomethane	2.5	U	10	2.5	ug/L			08/31/19 11:03	1
Carbon tetrachloride	0.23	U	1.0	0.23	ug/L			08/31/19 11:03	1
Chlorobenzene	0.27	U	1.0	0.27	ug/L			08/31/19 11:03	1
Chloroethane	2.5	U	10	2.5	ug/L			08/31/19 11:03	1
Chloroform	0.29	U	1.0	0.29	ug/L			08/31/19 11:03	1
Chloromethane	0.76	U	2.0	0.76	ug/L			08/31/19 11:03	1
Chlorodibromomethane	0.31	U	3.0	0.31	ug/L			08/31/19 11:03	1
1,2-Dibromo-3-Chloropropane	2.5	U	10	2.5	ug/L			08/31/19 11:03	1
Ethylene Dibromide	0.27	U	1.0	0.27	ug/L			08/31/19 11:03	1
1,2-Dichlorobenzene	0.24	U	1.0	0.24	ug/L			08/31/19 11:03	1
1,3-Dichlorobenzene	0.26	U	1.0	0.26	ug/L			08/31/19 11:03	1
1,4-Dichlorobenzene	0.22	U	1.0	0.22	ug/L			08/31/19 11:03	1
Dichlorodifluoromethane	2.5	U	10	2.5	ug/L			08/31/19 11:03	1
1,1-Dichloroethane	0.32	U	1.0	0.32	ug/L			08/31/19 11:03	1
1,1-Dichloroethene	0.26	U	1.0	0.26	ug/L			08/31/19 11:03	1
1,2-Dichloroethane	0.31	U	1.0	0.31	ug/L			08/31/19 11:03	1
cis-1,2-Dichloroethene	0.32	U	1.0	0.32	ug/L			08/31/19 11:03	1
trans-1,2-Dichloroethene	0.39	U	2.0	0.39	ug/L			08/31/19 11:03	1
1,2-Dichloropropane	0.52	U	2.0	0.52	ug/L			08/31/19 11:03	1
cis-1,3-Dichloropropene	0.39	U	2.0	0.39	ug/L			08/31/19 11:03	1
trans-1,3-Dichloropropene	0.27	U	1.0	0.27	ug/L			08/31/19 11:03	1
Ethylbenzene	0.27	U	1.0	0.27	ug/L			08/31/19 11:03	1
Isopropylbenzene	0.52	U	2.0	0.52	ug/L			08/31/19 11:03	1
Methylene Chloride	1.4	U	10	1.4	ug/L			08/31/19 11:03	1
Styrene	0.49	U	2.0	0.49	ug/L			08/31/19 11:03	1
1,1,2,2-Tetrachloroethane	0.44	U	1.0	0.44	ug/L			08/31/19 11:03	1
Tetrachloroethene	0.50	U	2.0	0.50	ug/L			08/31/19 11:03	1
Toluene	0.24	U	1.0	0.24	ug/L			08/31/19 11:03	1
1,2,3-Trichlorobenzene	0.37	U	2.0	0.37	ug/L			08/31/19 11:03	1
1,2,4-Trichlorobenzene	0.58	U	2.0	0.58	ug/L			08/31/19 11:03	1
1,1,1-Trichloroethane	0.30	U	1.0	0.30	ug/L			08/31/19 11:03	1
1,1,2-Trichloroethane	0.29	U	1.0	0.29	ug/L			08/31/19 11:03	1
Trichloroethene	0.61	U	2.0	0.61	ug/L			08/31/19 11:03	1
Trichlorofluoromethane	0.49	U	5.0	0.49	ug/L			08/31/19 11:03	1
Vinyl chloride	0.26	U	1.0	0.26	ug/L			08/31/19 11:03	1
Acetone	3.0	U	20	3.0	ug/L			08/31/19 11:03	1
2-Butanone (MEK)	3.2	U	10	3.2	ug/L			08/31/19 11:03	1
4-Methyl-2-pentanone (MIBK)	4.0	U	15	4.0	ug/L			08/31/19 11:03	1
Carbon disulfide	0.35	U	2.0	0.35	ug/L			08/31/19 11:03	1
2-Hexanone	4.4	U	15	4.4	ug/L			08/31/19 11:03	1
Methyl tert-butyl ether	0.44	U	2.0	0.44	ug/L			08/31/19 11:03	1
Xylenes, Total	0.50	U	4.0	0.50	ug/L			08/31/19 11:03	1

Surrogate	*%Recovery*	*Qualifier*	*Limits*	*Prepared*	*Analyzed*	*Dil Fac*
4-Bromofluorobenzene	*108*		*70 - 130*		*08/31/19 11:03*	*1*
Dibromofluoromethane	*97*		*70 - 130*		*08/31/19 11:03*	*1*
Toluene-d8 (Surr)	*100*		*70 - 130*		*08/31/19 11:03*	*1*

Client Sample ID: OW-7
Date Collected: 08/20/19 10:10
Date Received: 08/21/19 10:30

Lab Sample ID: 660-96770-2
Matrix: Water

Method: 8270D - PAHs by GC/MS (SIM)

Analyte	Result	Qualifier	RL	MDL	Unit	D	Prepared	Analyzed	Dil Fac
Naphthalene	1.2	U	3.7	1.2	ug/L		08/22/19 08:13	08/23/19 10:01	1
2-Methylnaphthalene	0.62	U	0.69	0.62	ug/L		08/22/19 08:13	08/23/19 10:01	1
1-Methylnaphthalene	0.59	U	0.69	0.59	ug/L		08/22/19 08:13	08/23/19 10:01	1
Acenaphthylene	0.075	U	0.46	0.075	ug/L		08/22/19 08:13	08/23/19 10:01	1
Acenaphthene	0.23	U	0.69	0.23	ug/L		08/22/19 08:13	08/23/19 10:01	1
Fluorene	0.23	U	0.69	0.23	ug/L		08/22/19 08:13	08/23/19 10:01	1
Phenanthrene	0.80	U	2.8	0.80	ug/L		08/22/19 08:13	08/23/19 10:01	1
Anthracene	0.083	U	0.46	0.083	ug/L		08/22/19 08:13	08/23/19 10:01	1
Fluoranthene	0.22	U	0.69	0.22	ug/L		08/22/19 08:13	08/23/19 10:01	1
Pyrene	0.21	U	0.46	0.21	ug/L		08/22/19 08:13	08/23/19 10:01	1
Benzo[a]anthracene	0.046	U	0.19	0.046	ug/L		08/22/19 08:13	08/23/19 10:01	1
Chrysene	0.063	U	0.46	0.063	ug/L		08/22/19 08:13	08/23/19 10:01	1
Benzo[b]fluoranthene	0.046	U	0.093	0.046	ug/L		08/22/19 08:13	08/23/19 10:01	1
Benzo[k]fluoranthene	0.077	U	0.46	0.077	ug/L		08/22/19 08:13	08/23/19 10:01	1
Benzo[a]pyrene	0.067	U	0.46	0.067	ug/L		08/22/19 08:13	08/23/19 10:01	1
Benzo[g,h,i]perylene	0.064	U	0.46	0.064	ug/L		08/22/19 08:13	08/23/19 10:01	1
Indeno[1,2,3-cd]pyrene	0.046	U	0.19	0.046	ug/L		08/22/19 08:13	08/23/19 10:01	1
Dibenz(a,h)anthracene	0.071	U	0.19	0.071	ug/L		08/22/19 08:13	08/23/19 10:01	1

Surrogate	*%Recovery*	*Qualifier*	*Limits*	*Prepared*	*Analyzed*	*Dil Fac*
2-methylnaphthalene-d10	*52*		*19 - 110*	*08/22/19 08:13*	*08/23/19 10:01*	*1*
Fluoranthene-d10	*72*		*35 - 140*	*08/22/19 08:13*	*08/23/19 10:01*	*1*

Method: FL-PRO Micro - Florida - Petroleum Range Organics (GC)

Analyte	Result	Qualifier	RL	MDL	Unit	D	Prepared	Analyzed	Dil Fac
Total Petroleum Hydrocarbons (C8-C40)	0.24	U	1.0	0.24	mg/L		08/22/19 06:57	08/22/19 12:33	1

Surrogate	*%Recovery*	*Qualifier*	*Limits*	*Prepared*	*Analyzed*	*Dil Fac*
o-Terphenyl	*92*		*66 - 139*	*08/22/19 06:57*	*08/22/19 12:33*	*1*
n-C39	*34*	*J1*	*40 - 129*	*08/22/19 06:57*	*08/22/19 12:33*	*1*

Method: 6010D - Metals (ICP) - Total Recoverable

Analyte	Result	Qualifier	RL	MDL	Unit	D	Prepared	Analyzed	Dil Fac
Silver	0.0015	U	0.010	0.0015	mg/L		08/23/19 07:14	08/23/19 15:04	1
Arsenic	0.0019	U	0.010	0.0019	mg/L		08/23/19 07:14	08/23/19 15:04	1
Barium	**0.0048**	**I**	0.010	0.00092	mg/L		08/23/19 07:14	08/23/19 15:04	1
Cadmium	0.00046	U	0.0040	0.00046	mg/L		08/23/19 07:14	08/23/19 15:04	1
Chromium	0.0011	U	0.010	0.0011	mg/L		08/23/19 07:14	08/23/19 15:04	1
Lead	0.0020	U	0.010	0.0020	mg/L		08/23/19 07:14	08/23/19 15:04	1
Selenium	0.0050	U	0.020	0.0050	mg/L		08/23/19 07:14	08/23/19 15:04	1

Method: 7470A - Mercury (CVAA)

Analyte	Result	Qualifier	RL	MDL	Unit	D	Prepared	Analyzed	Dil Fac
Mercury	0.076	U	0.30	0.076	ug/L		08/22/19 10:00	08/22/19 16:29	1

General Chemistry

Analyte	Result	Qualifier	RL	RL	Unit	D	Prepared	Analyzed	Dil Fac
Turbidity	0.50	U	0.50	0.50	NTU			08/22/19 06:20	1
Total Dissolved Solids	**530**		20	20	mg/L			08/23/19 09:09	1

Client: Envirologic International LTD.
Project/Site: Carnival Grand Port

Job ID: 660-96770-1

Client Sample ID: OW-9

Date Collected: 08/20/19 11:30
Date Received: 08/21/19 10:30

Lab Sample ID: 660-96770-3

Matrix: Water

Method: 8260B - Volatile Organic Compounds (GC/MS)

Analyte	Result	Qualifier	RL	MDL	Unit	D	Prepared	Analyzed	Dil Fac
Benzene	0.25	U	1.0	0.25	ug/L			08/31/19 11:25	1
Dichlorobromomethane	0.23	U	1.0	0.23	ug/L			08/31/19 11:25	1
Bromoform	1.1	U	5.0	1.1	ug/L			08/31/19 11:25	1
Bromomethane	2.5	U	10	2.5	ug/L			08/31/19 11:25	1
Carbon tetrachloride	0.23	U	1.0	0.23	ug/L			08/31/19 11:25	1
Chlorobenzene	0.27	U	1.0	0.27	ug/L			08/31/19 11:25	1
Chloroethane	2.5	U	10	2.5	ug/L			08/31/19 11:25	1
Chloroform	0.29	U	1.0	0.29	ug/L			08/31/19 11:25	1
Chloromethane	0.76	U	2.0	0.76	ug/L			08/31/19 11:25	1
Chlorodibromomethane	0.31	U	3.0	0.31	ug/L			08/31/19 11:25	1
1,2-Dibromo-3-Chloropropane	2.5	U	10	2.5	ug/L			08/31/19 11:25	1
Ethylene Dibromide	0.27	U	1.0	0.27	ug/L			08/31/19 11:25	1
1,2-Dichlorobenzene	0.24	U	1.0	0.24	ug/L			08/31/19 11:25	1
1,3-Dichlorobenzene	0.26	U	1.0	0.26	ug/L			08/31/19 11:25	1
1,4-Dichlorobenzene	0.22	U	1.0	0.22	ug/L			08/31/19 11:25	1
Dichlorodifluoromethane	2.5	U	10	2.5	ug/L			08/31/19 11:25	1
1,1-Dichloroethane	0.32	U	1.0	0.32	ug/L			08/31/19 11:25	1
1,1-Dichloroethene	0.26	U	1.0	0.26	ug/L			08/31/19 11:25	1
1,2-Dichloroethane	0.31	U	1.0	0.31	ug/L			08/31/19 11:25	1
cis-1,2-Dichloroethene	0.32	U	1.0	0.32	ug/L			08/31/19 11:25	1
trans-1,2-Dichloroethene	0.39	U	2.0	0.39	ug/L			08/31/19 11:25	1
1,2-Dichloropropane	0.52	U	2.0	0.52	ug/L			08/31/19 11:25	1
cis-1,3-Dichloropropene	0.39	U	2.0	0.39	ug/L			08/31/19 11:25	1
trans-1,3-Dichloropropene	0.27	U	1.0	0.27	ug/L			08/31/19 11:25	1
Ethylbenzene	0.27	U	1.0	0.27	ug/L			08/31/19 11:25	1
Isopropylbenzene	0.52	U	2.0	0.52	ug/L			08/31/19 11:25	1
Methylene Chloride	1.4	U	10	1.4	ug/L			08/31/19 11:25	1
Styrene	0.49	U	2.0	0.49	ug/L			08/31/19 11:25	1
1,1,2,2-Tetrachloroethane	0.44	U	1.0	0.44	ug/L			08/31/19 11:25	1
Tetrachloroethene	0.50	U	2.0	0.50	ug/L			08/31/19 11:25	1
Toluene	0.24	U	1.0	0.24	ug/L			08/31/19 11:25	1
1,2,3-Trichlorobenzene	0.37	U	2.0	0.37	ug/L			08/31/19 11:25	1
1,2,4-Trichlorobenzene	0.58	U	2.0	0.58	ug/L			08/31/19 11:25	1
1,1,1-Trichloroethane	0.30	U	1.0	0.30	ug/L			08/31/19 11:25	1
1,1,2-Trichloroethane	0.29	U	1.0	0.29	ug/L			08/31/19 11:25	1
Trichloroethene	0.61	U	2.0	0.61	ug/L			08/31/19 11:25	1
Trichlorofluoromethane	0.49	U	5.0	0.49	ug/L			08/31/19 11:25	1
Vinyl chloride	0.26	U	1.0	0.26	ug/L			08/31/19 11:25	1
Acetone	3.0	U	20	3.0	ug/L			08/31/19 11:25	1
2-Butanone (MEK)	3.2	U	10	3.2	ug/L			08/31/19 11:25	1
4-Methyl-2-pentanone (MIBK)	4.0	U	15	4.0	ug/L			08/31/19 11:25	1
Carbon disulfide	0.35	U	2.0	0.35	ug/L			08/31/19 11:25	1
2-Hexanone	4.4	U	15	4.4	ug/L			08/31/19 11:25	1
Methyl tert-butyl ether	0.44	U	2.0	0.44	ug/L			08/31/19 11:25	1
Xylenes, Total	0.50	U	4.0	0.50	ug/L			08/31/19 11:25	1

Surrogate	*%Recovery*	*Qualifier*	*Limits*	*Prepared*	*Analyzed*	*Dil Fac*
4-Bromofluorobenzene	*105*		*70 - 130*		*08/31/19 11:25*	*1*
Dibromofluoromethane	*98*		*70 - 130*		*08/31/19 11:25*	*1*
Toluene-d8 (Surr)	*100*		*70 - 130*		*08/31/19 11:25*	*1*

Client: Envirologic International LTD.
Project/Site: Carnival Grand Port

Job ID: 660-96770-1

Client Sample ID: OW-9
Date Collected: 08/20/19 11:30
Date Received: 08/21/19 10:30

Lab Sample ID: 660-96770-3
Matrix: Water

Method: 8270D - PAHs by GC/MS (SIM)

Analyte	Result	Qualifier	RL	MDL	Unit	D	Prepared	Analyzed	Dil Fac
Naphthalene	1.2	U	3.7	1.2	ug/L		08/22/19 08:13	08/23/19 10:21	1
2-Methylnaphthalene	0.62	U	0.69	0.62	ug/L		08/22/19 08:13	08/23/19 10:21	1
1-Methylnaphthalene	0.59	U	0.69	0.59	ug/L		08/22/19 08:13	08/23/19 10:21	1
Acenaphthylene	0.075	U	0.46	0.075	ug/L		08/22/19 08:13	08/23/19 10:21	1
Acenaphthene	0.23	U	0.69	0.23	ug/L		08/22/19 08:13	08/23/19 10:21	1
Fluorene	0.23	U	0.69	0.23	ug/L		08/22/19 08:13	08/23/19 10:21	1
Phenanthrene	0.80	U	2.8	0.80	ug/L		08/22/19 08:13	08/23/19 10:21	1
Anthracene	0.083	U	0.46	0.083	ug/L		08/22/19 08:13	08/23/19 10:21	1
Fluoranthene	0.22	U	0.69	0.22	ug/L		08/22/19 08:13	08/23/19 10:21	1
Pyrene	0.21	U	0.46	0.21	ug/L		08/22/19 08:13	08/23/19 10:21	1
Benzo[a]anthracene	0.046	U	0.19	0.046	ug/L		08/22/19 08:13	08/23/19 10:21	1
Chrysene	0.063	U	0.46	0.063	ug/L		08/22/19 08:13	08/23/19 10:21	1
Benzo[b]fluoranthene	0.046	U	0.093	0.046	ug/L		08/22/19 08:13	08/23/19 10:21	1
Benzo[k]fluoranthene	0.077	U	0.46	0.077	ug/L		08/22/19 08:13	08/23/19 10:21	1
Benzo[a]pyrene	0.067	U	0.46	0.067	ug/L		08/22/19 08:13	08/23/19 10:21	1
Benzo[g,h,i]perylene	0.064	U	0.46	0.064	ug/L		08/22/19 08:13	08/23/19 10:21	1
Indeno[1,2,3-cd]pyrene	0.046	U	0.19	0.046	ug/L		08/22/19 08:13	08/23/19 10:21	1
Dibenz(a,h)anthracene	0.071	U	0.19	0.071	ug/L		08/22/19 08:13	08/23/19 10:21	1

Surrogate	*%Recovery*	*Qualifier*	*Limits*	*Prepared*	*Analyzed*	*Dil Fac*
2-methylnaphthalene-d10	*17*	*J1*	*19 - 110*	*08/22/19 08:13*	*08/23/19 10:21*	*1*
Fluoranthene-d10	*32*	*J1*	*35 - 140*	*08/22/19 08:13*	*08/23/19 10:21*	*1*

Method: FL-PRO Micro - Florida - Petroleum Range Organics (GC)

Analyte	Result	Qualifier	RL	MDL	Unit	D	Prepared	Analyzed	Dil Fac
Total Petroleum Hydrocarbons (C8-C40)	0.24	U	1.0	0.24	mg/L		08/22/19 06:57	08/22/19 13:13	1

Surrogate	*%Recovery*	*Qualifier*	*Limits*	*Prepared*	*Analyzed*	*Dil Fac*
o-Terphenyl	*92*		*66 - 139*	*08/22/19 06:57*	*08/22/19 13:13*	*1*
n-C39	*36*	*J1*	*40 - 129*	*08/22/19 06:57*	*08/22/19 13:13*	*1*

Method: 6010D - Metals (ICP) - Total Recoverable

Analyte	Result	Qualifier	RL	MDL	Unit	D	Prepared	Analyzed	Dil Fac
Silver	0.0015	U	0.010	0.0015	mg/L		08/23/19 07:14	08/23/19 15:07	1
Arsenic	0.0019	U	0.010	0.0019	mg/L		08/23/19 07:14	08/23/19 15:07	1
Barium	**0.0046**	**I**	0.010	0.00092	mg/L		08/23/19 07:14	08/23/19 15:07	1
Cadmium	0.00046	U	0.0040	0.00046	mg/L		08/23/19 07:14	08/23/19 15:07	1
Chromium	0.0011	U	0.010	0.0011	mg/L		08/23/19 07:14	08/23/19 15:07	1
Lead	0.0020	U	0.010	0.0020	mg/L		08/23/19 07:14	08/23/19 15:07	1
Selenium	0.0050	U	0.020	0.0050	mg/L		08/23/19 07:14	08/23/19 15:07	1

Method: 7470A - Mercury (CVAA)

Analyte	Result	Qualifier	RL	MDL	Unit	D	Prepared	Analyzed	Dil Fac
Mercury	0.076	U	0.30	0.076	ug/L		08/22/19 10:21	08/22/19 16:31	1

General Chemistry

Analyte	Result	Qualifier	RL	RL	Unit	D	Prepared	Analyzed	Dil Fac
Turbidity	**2.6**		0.50	0.50	NTU			08/22/19 06:20	1
Total Dissolved Solids	**780**		20	20	mg/L			08/23/19 09:09	1

Client: Envirologic International LTD.
Project/Site: Carnival Grand Port

Job ID: 660-96770-1

Client Sample ID: OW-8

Date Collected: 08/20/19 12:45
Date Received: 08/21/19 10:30

Lab Sample ID: 660-96770-4

Matrix: Water

Method: 8260B - Volatile Organic Compounds (GC/MS)

Analyte	Result	Qualifier	RL	MDL	Unit	D	Prepared	Analyzed	Dil Fac
Benzene	0.25	U	1.0	0.25	ug/L			08/31/19 11:48	1
Dichlorobromomethane	0.23	U	1.0	0.23	ug/L			08/31/19 11:48	1
Bromoform	1.1	U	5.0	1.1	ug/L			08/31/19 11:48	1
Bromomethane	2.5	U	10	2.5	ug/L			08/31/19 11:48	1
Carbon tetrachloride	0.23	U	1.0	0.23	ug/L			08/31/19 11:48	1
Chlorobenzene	0.27	U	1.0	0.27	ug/L			08/31/19 11:48	1
Chloroethane	2.5	U	10	2.5	ug/L			08/31/19 11:48	1
Chloroform	0.29	U	1.0	0.29	ug/L			08/31/19 11:48	1
Chloromethane	0.76	U	2.0	0.76	ug/L			08/31/19 11:48	1
Chlorodibromomethane	0.31	U	3.0	0.31	ug/L			08/31/19 11:48	1
1,2-Dibromo-3-Chloropropane	2.5	U	10	2.5	ug/L			08/31/19 11:48	1
Ethylene Dibromide	0.27	U	1.0	0.27	ug/L			08/31/19 11:48	1
1,2-Dichlorobenzene	0.24	U	1.0	0.24	ug/L			08/31/19 11:48	1
1,3-Dichlorobenzene	0.26	U	1.0	0.26	ug/L			08/31/19 11:48	1
1,4-Dichlorobenzene	0.22	U	1.0	0.22	ug/L			08/31/19 11:48	1
Dichlorodifluoromethane	2.5	U	10	2.5	ug/L			08/31/19 11:48	1
1,1-Dichloroethane	0.32	U	1.0	0.32	ug/L			08/31/19 11:48	1
1,1-Dichloroethene	0.26	U	1.0	0.26	ug/L			08/31/19 11:48	1
1,2-Dichloroethane	0.31	U	1.0	0.31	ug/L			08/31/19 11:48	1
cis-1,2-Dichloroethene	0.32	U	1.0	0.32	ug/L			08/31/19 11:48	1
trans-1,2-Dichloroethene	0.39	U	2.0	0.39	ug/L			08/31/19 11:48	1
1,2-Dichloropropane	0.52	U	2.0	0.52	ug/L			08/31/19 11:48	1
cis-1,3-Dichloropropene	0.39	U	2.0	0.39	ug/L			08/31/19 11:48	1
trans-1,3-Dichloropropene	0.27	U	1.0	0.27	ug/L			08/31/19 11:48	1
Ethylbenzene	0.27	U	1.0	0.27	ug/L			08/31/19 11:48	1
Isopropylbenzene	0.52	U	2.0	0.52	ug/L			08/31/19 11:48	1
Methylene Chloride	1.4	U	10	1.4	ug/L			08/31/19 11:48	1
Styrene	0.49	U	2.0	0.49	ug/L			08/31/19 11:48	1
1,1,2,2-Tetrachloroethane	0.44	U	1.0	0.44	ug/L			08/31/19 11:48	1
Tetrachloroethene	0.50	U	2.0	0.50	ug/L			08/31/19 11:48	1
Toluene	0.24	U	1.0	0.24	ug/L			08/31/19 11:48	1
1,2,3-Trichlorobenzene	0.37	U	2.0	0.37	ug/L			08/31/19 11:48	1
1,2,4-Trichlorobenzene	0.58	U	2.0	0.58	ug/L			08/31/19 11:48	1
1,1,1-Trichloroethane	0.30	U	1.0	0.30	ug/L			08/31/19 11:48	1
1,1,2-Trichloroethane	0.29	U	1.0	0.29	ug/L			08/31/19 11:48	1
Trichloroethene	0.61	U	2.0	0.61	ug/L			08/31/19 11:48	1
Trichlorofluoromethane	0.49	U	5.0	0.49	ug/L			08/31/19 11:48	1
Vinyl chloride	0.26	U	1.0	0.26	ug/L			08/31/19 11:48	1
Acetone	3.0	U	20	3.0	ug/L			08/31/19 11:48	1
2-Butanone (MEK)	3.2	U	10	3.2	ug/L			08/31/19 11:48	1
4-Methyl-2-pentanone (MIBK)	4.0	U	15	4.0	ug/L			08/31/19 11:48	1
Carbon disulfide	0.35	U	2.0	0.35	ug/L			08/31/19 11:48	1
2-Hexanone	4.4	U	15	4.4	ug/L			08/31/19 11:48	1
Methyl tert-butyl ether	0.44	U	2.0	0.44	ug/L			08/31/19 11:48	1
Xylenes, Total	0.50	U	4.0	0.50	ug/L			08/31/19 11:48	1

Surrogate	*%Recovery*	*Qualifier*	*Limits*	*Prepared*	*Analyzed*	*Dil Fac*
4-Bromofluorobenzene	*105*		*70 - 130*		*08/31/19 11:48*	*1*
Dibromofluoromethane	*99*		*70 - 130*		*08/31/19 11:48*	*1*
Toluene-d8 (Surr)	*100*		*70 - 130*		*08/31/19 11:48*	*1*

Client: Envirologic International LTD.
Project/Site: Carnival Grand Port

Job ID: 660-96770-1

Client Sample ID: OW-8

Date Collected: 08/20/19 12:45
Date Received: 08/21/19 10:30

Lab Sample ID: 660-96770-4

Matrix: Water

Method: 8270D - PAHs by GC/MS (SIM)

Analyte	Result	Qualifier	RL	MDL	Unit	D	Prepared	Analyzed	Dil Fac
Naphthalene	1.2	U	3.7	1.2	ug/L		08/22/19 08:13	08/23/19 10:41	1
2-Methylnaphthalene	0.62	U	0.69	0.62	ug/L		08/22/19 08:13	08/23/19 10:41	1
1-Methylnaphthalene	0.59	U	0.69	0.59	ug/L		08/22/19 08:13	08/23/19 10:41	1
Acenaphthylene	0.075	U	0.46	0.075	ug/L		08/22/19 08:13	08/23/19 10:41	1
Acenaphthene	0.23	U	0.69	0.23	ug/L		08/22/19 08:13	08/23/19 10:41	1
Fluorene	0.23	U	0.69	0.23	ug/L		08/22/19 08:13	08/23/19 10:41	1
Phenanthrene	0.80	U	2.8	0.80	ug/L		08/22/19 08:13	08/23/19 10:41	1
Anthracene	0.083	U	0.46	0.083	ug/L		08/22/19 08:13	08/23/19 10:41	1
Fluoranthene	0.22	U	0.69	0.22	ug/L		08/22/19 08:13	08/23/19 10:41	1
Pyrene	0.21	U	0.46	0.21	ug/L		08/22/19 08:13	08/23/19 10:41	1
Benzo[a]anthracene	0.046	U	0.19	0.046	ug/L		08/22/19 08:13	08/23/19 10:41	1
Chrysene	0.063	U	0.46	0.063	ug/L		08/22/19 08:13	08/23/19 10:41	1
Benzo[b]fluoranthene	0.046	U	0.093	0.046	ug/L		08/22/19 08:13	08/23/19 10:41	1
Benzo[k]fluoranthene	0.077	U	0.46	0.077	ug/L		08/22/19 08:13	08/23/19 10:41	1
Benzo[a]pyrene	0.067	U	0.46	0.067	ug/L		08/22/19 08:13	08/23/19 10:41	1
Benzo[g,h,i]perylene	0.064	U	0.46	0.064	ug/L		08/22/19 08:13	08/23/19 10:41	1
Indeno[1,2,3-cd]pyrene	0.046	U	0.19	0.046	ug/L		08/22/19 08:13	08/23/19 10:41	1
Dibenz(a,h)anthracene	0.071	U	0.19	0.071	ug/L		08/22/19 08:13	08/23/19 10:41	1

Surrogate	*%Recovery*	*Qualifier*	*Limits*	*Prepared*	*Analyzed*	*Dil Fac*
2-methylnaphthalene-d10	*21*		*19 - 110*	*08/22/19 08:13*	*08/23/19 10:41*	*1*
Fluoranthene-d10	*39*		*35 - 140*	*08/22/19 08:13*	*08/23/19 10:41*	*1*

Method: FL-PRO Micro - Florida - Petroleum Range Organics (GC)

Analyte	Result	Qualifier	RL	MDL	Unit	D	Prepared	Analyzed	Dil Fac
Total Petroleum Hydrocarbons (C8-C40)	0.24	U	1.0	0.24	mg/L		08/22/19 06:57	08/22/19 13:32	1

Surrogate	*%Recovery*	*Qualifier*	*Limits*	*Prepared*	*Analyzed*	*Dil Fac*
o-Terphenyl	*91*		*66 - 139*	*08/22/19 06:57*	*08/22/19 13:32*	*1*
n-C39	*35*	*J1*	*40 - 129*	*08/22/19 06:57*	*08/22/19 13:32*	*1*

Method: 6010D - Metals (ICP) - Total Recoverable

Analyte	Result	Qualifier	RL	MDL	Unit	D	Prepared	Analyzed	Dil Fac
Silver	0.0015	U	0.010	0.0015	mg/L		08/23/19 07:14	08/23/19 15:13	1
Arsenic	0.0019	U	0.010	0.0019	mg/L		08/23/19 07:14	08/23/19 15:13	1
Barium	**0.0040**	**I**	0.010	0.00092	mg/L		08/23/19 07:14	08/23/19 15:13	1
Cadmium	0.00046	U	0.0040	0.00046	mg/L		08/23/19 07:14	08/23/19 15:13	1
Chromium	0.0011	U	0.010	0.0011	mg/L		08/23/19 07:14	08/23/19 15:13	1
Lead	0.0020	U	0.010	0.0020	mg/L		08/23/19 07:14	08/23/19 15:13	1
Selenium	0.0050	U	0.020	0.0050	mg/L		08/23/19 07:14	08/23/19 15:13	1

Method: 7470A - Mercury (CVAA)

Analyte	Result	Qualifier	RL	MDL	Unit	D	Prepared	Analyzed	Dil Fac
Mercury	0.076	U	0.30	0.076	ug/L		08/22/19 10:21	08/22/19 16:33	1

General Chemistry

Analyte	Result	Qualifier	RL	RL	Unit	D	Prepared	Analyzed	Dil Fac
Turbidity	**0.52**		0.50	0.50	NTU			08/22/19 06:20	1
Total Dissolved Solids	**680**		20	20	mg/L			08/23/19 09:09	1

Method: 8260B - Volatile Organic Compounds (GC/MS)

Lab Sample ID: MB 660-215059/6
Matrix: Water
Analysis Batch: 215059

Client Sample ID: Method Blank
Prep Type: Total/NA

Analyte	MB Result	MB Qualifier	RL	MDL	Unit	D	Prepared	Analyzed	Dil Fac
Benzene	0.25	U	1.0	0.25	ug/L			08/31/19 10:08	1
Dichlorobromomethane	0.23	U	1.0	0.23	ug/L			08/31/19 10:08	1
Bromoform	1.1	U	5.0	1.1	ug/L			08/31/19 10:08	1
Bromomethane	2.5	U	10	2.5	ug/L			08/31/19 10:08	1
Carbon tetrachloride	0.23	U	1.0	0.23	ug/L			08/31/19 10:08	1
Chlorobenzene	0.27	U	1.0	0.27	ug/L			08/31/19 10:08	1
Chloroethane	2.5	U	10	2.5	ug/L			08/31/19 10:08	1
Chloroform	0.29	U	1.0	0.29	ug/L			08/31/19 10:08	1
Chloromethane	0.76	U	2.0	0.76	ug/L			08/31/19 10:08	1
Chlorodibromomethane	0.31	U	3.0	0.31	ug/L			08/31/19 10:08	1
1,2-Dibromo-3-Chloropropane	2.5	U	10	2.5	ug/L			08/31/19 10:08	1
Ethylene Dibromide	0.27	U	1.0	0.27	ug/L			08/31/19 10:08	1
1,2-Dichlorobenzene	0.24	U	1.0	0.24	ug/L			08/31/19 10:08	1
1,3-Dichlorobenzene	0.26	U	1.0	0.26	ug/L			08/31/19 10:08	1
1,4-Dichlorobenzene	0.22	U	1.0	0.22	ug/L			08/31/19 10:08	1
Dichlorodifluoromethane	2.5	U	10	2.5	ug/L			08/31/19 10:08	1
1,1-Dichloroethane	0.32	U	1.0	0.32	ug/L			08/31/19 10:08	1
1,1-Dichloroethene	0.26	U	1.0	0.26	ug/L			08/31/19 10:08	1
1,2-Dichloroethane	0.31	U	1.0	0.31	ug/L			08/31/19 10:08	1
cis-1,2-Dichloroethene	0.32	U	1.0	0.32	ug/L			08/31/19 10:08	1
trans-1,2-Dichloroethene	0.39	U	2.0	0.39	ug/L			08/31/19 10:08	1
1,2-Dichloropropane	0.52	U	2.0	0.52	ug/L			08/31/19 10:08	1
cis-1,3-Dichloropropene	0.39	U	2.0	0.39	ug/L			08/31/19 10:08	1
trans-1,3-Dichloropropene	0.27	U	1.0	0.27	ug/L			08/31/19 10:08	1
Ethylbenzene	0.27	U	1.0	0.27	ug/L			08/31/19 10:08	1
Isopropylbenzene	0.52	U	2.0	0.52	ug/L			08/31/19 10:08	1
Methylene Chloride	1.4	U	10	1.4	ug/L			08/31/19 10:08	1
Styrene	0.49	U	2.0	0.49	ug/L			08/31/19 10:08	1
1,1,2,2-Tetrachloroethane	0.44	U	1.0	0.44	ug/L			08/31/19 10:08	1
Tetrachloroethene	0.50	U	2.0	0.50	ug/L			08/31/19 10:08	1
Toluene	0.24	U	1.0	0.24	ug/L			08/31/19 10:08	1
1,2,3-Trichlorobenzene	0.37	U	2.0	0.37	ug/L			08/31/19 10:08	1
1,2,4-Trichlorobenzene	0.58	U	2.0	0.58	ug/L			08/31/19 10:08	1
1,1,1-Trichloroethane	0.30	U	1.0	0.30	ug/L			08/31/19 10:08	1
1,1,2-Trichloroethane	0.29	U	1.0	0.29	ug/L			08/31/19 10:08	1
Trichloroethene	0.61	U	2.0	0.61	ug/L			08/31/19 10:08	1
Trichlorofluoromethane	0.49	U	5.0	0.49	ug/L			08/31/19 10:08	1
Vinyl chloride	0.26	U	1.0	0.26	ug/L			08/31/19 10:08	1
Acetone	3.0	U	20	3.0	ug/L			08/31/19 10:08	1
2-Butanone (MEK)	3.2	U	10	3.2	ug/L			08/31/19 10:08	1
4-Methyl-2-pentanone (MIBK)	4.0	U	15	4.0	ug/L			08/31/19 10:08	1
Carbon disulfide	0.35	U	2.0	0.35	ug/L			08/31/19 10:08	1
2-Hexanone	4.4	U	15	4.4	ug/L			08/31/19 10:08	1
Methyl tert-butyl ether	0.44	U	2.0	0.44	ug/L			08/31/19 10:08	1
Xylenes, Total	0.50	U	4.0	0.50	ug/L			08/31/19 10:08	1

Surrogate	*MB %Recovery*	*MB Qualifier*	*Limits*	*Prepared*	*Analyzed*	*Dil Fac*
4-Bromofluorobenzene	*105*		*70 - 130*		*08/31/19 10:08*	*1*

Method: 8260B - Volatile Organic Compounds (GC/MS) (Continued)

Lab Sample ID: MB 660-215059/6
Matrix: Water
Analysis Batch: 215059

Client Sample ID: Method Blank
Prep Type: Total/NA

Surrogate	MB %Recovery	MB Qualifier	Limits	Prepared	Analyzed	Dil Fac
Dibromofluoromethane	99		70 - 130		08/31/19 10:08	1
Toluene-d8 (Surr)	102		70 - 130		08/31/19 10:08	1

Lab Sample ID: LCS 660-215059/4
Matrix: Water
Analysis Batch: 215059

Client Sample ID: Lab Control Sample
Prep Type: Total/NA

Analyte	Spike Added	LCS Result	LCS Qualifier	Unit	D	%Rec	%Rec. Limits
Benzene	10.0	8.68		ug/L		87	66 - 131
Dichlorobromomethane	10.0	9.43		ug/L		94	62 - 122
Bromoform	10.0	9.03		ug/L		90	59 - 119
Bromomethane	10.0	8.66	I	ug/L		87	37 - 137
Carbon tetrachloride	10.0	8.41		ug/L		84	62 - 124
Chlorobenzene	10.0	9.31		ug/L		93	67 - 130
Chloroethane	10.0	7.35	I	ug/L		74	49 - 150
Chloroform	10.0	9.30		ug/L		93	77 - 119
Chloromethane	10.0	7.36		ug/L		74	52 - 137
Chlorodibromomethane	10.0	10.1		ug/L		101	58 - 124
1,2-Dibromo-3-Chloropropane	10.0	9.48	I	ug/L		95	54 - 133
Ethylene Dibromide	10.0	9.48		ug/L		95	63 - 124
1,2-Dichlorobenzene	10.0	9.63		ug/L		96	69 - 133
1,3-Dichlorobenzene	10.0	9.21		ug/L		92	68 - 130
1,4-Dichlorobenzene	10.0	9.47		ug/L		95	69 - 133
Dichlorodifluoromethane	10.0	6.12	I	ug/L		61	23 - 150
1,1-Dichloroethane	10.0	8.64		ug/L		86	68 - 130
1,1-Dichloroethene	10.0	7.93		ug/L		79	62 - 133
1,2-Dichloroethane	10.0	9.18		ug/L		92	64 - 124
cis-1,2-Dichloroethene	10.0	8.87		ug/L		89	69 - 133
trans-1,2-Dichloroethene	10.0	8.50		ug/L		85	67 - 130
1,2-Dichloropropane	10.0	9.38		ug/L		94	79 - 130
cis-1,3-Dichloropropene	10.0	9.60		ug/L		96	68 - 130
trans-1,3-Dichloropropene	10.0	9.38		ug/L		94	57 - 121
Ethylbenzene	10.0	9.10		ug/L		91	77 - 117
Isopropylbenzene	10.0	9.03		ug/L		90	66 - 130
Methylene Chloride	10.0	8.76	I	ug/L		88	64 - 124
Styrene	10.0	8.98		ug/L		90	65 - 130
1,1,2,2-Tetrachloroethane	10.0	9.64		ug/L		96	67 - 130
Tetrachloroethene	10.0	8.28		ug/L		83	59 - 130
Toluene	10.0	8.82		ug/L		88	71 - 119
1,2,3-Trichlorobenzene	10.0	9.74		ug/L		97	69 - 129
1,2,4-Trichlorobenzene	10.0	9.16		ug/L		92	67 - 130
1,1,1-Trichloroethane	10.0	8.76		ug/L		88	64 - 124
1,1,2-Trichloroethane	10.0	10.0		ug/L		100	68 - 130
Trichloroethene	10.0	9.00		ug/L		90	65 - 130
Trichlorofluoromethane	10.0	6.89		ug/L		69	56 - 135
Vinyl chloride	10.0	7.58		ug/L		76	59 - 130
Acetone	100	79.1		ug/L		79	45 - 150
2-Butanone (MEK)	100	81.5		ug/L		81	46 - 146

Method: 8260B - Volatile Organic Compounds (GC/MS) (Continued)

Lab Sample ID: LCS 660-215059/4
Matrix: Water
Analysis Batch: 215059

Client Sample ID: Lab Control Sample
Prep Type: Total/NA

Analyte	Spike Added	LCS Result	LCS Qualifier	Unit	D	%Rec	%Rec. Limits
4-Methyl-2-pentanone (MIBK)	100	85.3		ug/L		85	46 - 146
Carbon disulfide	10.0	6.68		ug/L		67	52 - 129
2-Hexanone	100	83.5		ug/L		84	47 - 147
Methyl tert-butyl ether	10.0	9.37		ug/L		94	63 - 123

Surrogate	*LCS %Recovery*	*LCS Qualifier*	*Limits*
4-Bromofluorobenzene	*102*		*70 - 130*
Dibromofluoromethane	*99*		*70 - 130*
Toluene-d8 (Surr)	*100*		*70 - 130*

Lab Sample ID: 660-96770-2 MS
Matrix: Water
Analysis Batch: 215059

Client Sample ID: OW-7
Prep Type: Total/NA

Analyte	Sample Result	Sample Qualifier	Spike Added	MS Result	MS Qualifier	Unit	D	%Rec	%Rec. Limits
Benzene	0.25	U	10.0	9.45		ug/L		95	66 - 131
Dichlorobromomethane	0.23	U	10.0	9.83		ug/L		98	62 - 122
Bromoform	1.1	U	10.0	9.51		ug/L		95	59 - 119
Bromomethane	2.5	U	10.0	7.67	I	ug/L		77	37 - 137
Carbon tetrachloride	0.23	U	10.0	9.60		ug/L		96	62 - 124
Chlorobenzene	0.27	U	10.0	9.63		ug/L		96	67 - 130
Chloroethane	2.5	U	10.0	9.25	I	ug/L		93	49 - 150
Chloroform	0.29	U	10.0	9.98		ug/L		100	77 - 119
Chloromethane	0.76	U	10.0	8.22		ug/L		82	52 - 137
Chlorodibromomethane	0.31	U	10.0	10.5		ug/L		105	58 - 124
1,2-Dibromo-3-Chloropropane	2.5	U	10.0	11.0		ug/L		110	54 - 133
Ethylene Dibromide	0.27	U	10.0	10.2		ug/L		102	63 - 124
1,2-Dichlorobenzene	0.24	U	10.0	10.1		ug/L		101	69 - 133
1,3-Dichlorobenzene	0.26	U	10.0	9.77		ug/L		98	68 - 130
1,4-Dichlorobenzene	0.22	U	10.0	9.83		ug/L		98	69 - 133
Dichlorodifluoromethane	2.5	U	10.0	8.52	I	ug/L		85	23 - 150
1,1-Dichloroethane	0.32	U	10.0	9.65		ug/L		97	68 - 130
1,1-Dichloroethene	0.26	U	10.0	9.04		ug/L		90	62 - 133
1,2-Dichloroethane	0.31	U	10.0	9.39		ug/L		94	64 - 124
cis-1,2-Dichloroethene	0.32	U	10.0	10.0		ug/L		100	69 - 133
trans-1,2-Dichloroethene	0.39	U	10.0	8.70		ug/L		87	67 - 130
1,2-Dichloropropane	0.52	U	10.0	9.95		ug/L		100	79 - 130
cis-1,3-Dichloropropene	0.39	U	10.0	9.93		ug/L		99	68 - 130
trans-1,3-Dichloropropene	0.27	U	10.0	9.61		ug/L		96	57 - 121
Ethylbenzene	0.27	U	10.0	9.46		ug/L		95	77 - 117
Isopropylbenzene	0.52	U	10.0	9.79		ug/L		98	66 - 130
Methylene Chloride	1.4	U	10.0	8.43	I	ug/L		84	64 - 124
Styrene	0.49	U	10.0	9.15		ug/L		91	65 - 130
1,1,2,2-Tetrachloroethane	0.44	U	10.0	10.4		ug/L		104	67 - 130
Tetrachloroethene	0.50	U	10.0	9.56		ug/L		96	59 - 130
Toluene	0.24	U	10.0	9.82		ug/L		98	71 - 119
1,2,3-Trichlorobenzene	0.37	U	10.0	9.46		ug/L		95	69 - 129
1,2,4-Trichlorobenzene	0.58	U	10.0	9.42		ug/L		94	67 - 130

Method: 8260B - Volatile Organic Compounds (GC/MS) (Continued)

Lab Sample ID: 660-96770-2 MS
Matrix: Water
Analysis Batch: 215059

Client Sample ID: OW-7
Prep Type: Total/NA

Analyte	Sample Result	Sample Qualifier	Spike Added	MS Result	MS Qualifier	Unit	D	%Rec	%Rec. Limits
1,1,1-Trichloroethane	0.30	U	10.0	9.69		ug/L		97	64 - 124
1,1,2-Trichloroethane	0.29	U	10.0	10.6		ug/L		106	68 - 130
Trichloroethene	0.61	U	10.0	9.29		ug/L		93	65 - 130
Trichlorofluoromethane	0.49	U	10.0	10.0		ug/L		100	56 - 135
Vinyl chloride	0.26	U	10.0	9.35		ug/L		93	59 - 130
Acetone	3.0	U	200	175		ug/L		88	45 - 150
2-Butanone (MEK)	3.2	U	200	178		ug/L		89	46 - 146
4-Methyl-2-pentanone (MIBK)	4.0	U	200	205		ug/L		103	46 - 146
Carbon disulfide	0.35	U	10.0	6.69		ug/L		67	52 - 129
2-Hexanone	4.4	U	200	201		ug/L		101	47 - 147
Methyl tert-butyl ether	0.44	U	10.0	9.52		ug/L		95	63 - 123

Surrogate	*MS %Recovery*	*MS Qualifier*	*Limits*
4-Bromofluorobenzene	*103*		*70 - 130*
Dibromofluoromethane	*102*		*70 - 130*
Toluene-d8 (Surr)	*102*		*70 - 130*

Lab Sample ID: 660-96770-1 DU
Matrix: Water
Analysis Batch: 215059

Client Sample ID: OW-6
Prep Type: Total/NA

Analyte	Sample Result	Sample Qualifier	DU Result	DU Qualifier	Unit	D	RPD	RPD Limit
Benzene	0.25	U	0.25	U	ug/L		NC	30
Dichlorobromomethane	0.23	U	0.23	U	ug/L		NC	30
Bromoform	1.1	U	1.1	U	ug/L		NC	30
Bromomethane	2.5	U	2.5	U	ug/L		NC	30
Carbon tetrachloride	0.23	U	0.23	U	ug/L		NC	30
Chlorobenzene	0.27	U	0.27	U	ug/L		NC	30
Chloroethane	2.5	U	2.5	U	ug/L		NC	30
Chloroform	0.29	U	0.29	U	ug/L		NC	30
Chloromethane	0.76	U	0.76	U	ug/L		NC	30
Chlorodibromomethane	0.31	U	0.31	U	ug/L		NC	30
1,2-Dibromo-3-Chloropropane	2.5	U	2.5	U	ug/L		NC	30
Ethylene Dibromide	0.27	U	0.27	U	ug/L		NC	30
1,2-Dichlorobenzene	0.24	U	0.24	U	ug/L		NC	30
1,3-Dichlorobenzene	0.26	U	0.26	U	ug/L		NC	30
1,4-Dichlorobenzene	0.22	U	0.22	U	ug/L		NC	30
Dichlorodifluoromethane	2.5	U	2.5	U	ug/L		NC	30
1,1-Dichloroethane	0.32	U	0.32	U	ug/L		NC	30
1,1-Dichloroethene	0.26	U	0.26	U	ug/L		NC	30
1,2-Dichloroethane	0.31	U	0.31	U	ug/L		NC	30
cis-1,2-Dichloroethene	0.32	U	0.32	U	ug/L		NC	30
trans-1,2-Dichloroethene	0.39	U	0.39	U	ug/L		NC	30
1,2-Dichloropropane	0.52	U	0.52	U	ug/L		NC	30
cis-1,3-Dichloropropene	0.39	U	0.39	U	ug/L		NC	30
trans-1,3-Dichloropropene	0.27	U	0.27	U	ug/L		NC	30
Ethylbenzene	0.27	U	0.27	U	ug/L		NC	30
Isopropylbenzene	0.52	U	0.52	U	ug/L		NC	30

Method: 8260B - Volatile Organic Compounds (GC/MS) (Continued)

Lab Sample ID: 660-96770-1 DU
Matrix: Water
Analysis Batch: 215059

Client Sample ID: OW-6
Prep Type: Total/NA

Analyte	Sample Result	Sample Qualifier	DU Result	DU Qualifier	Unit	D	RPD	RPD Limit
Methylene Chloride	1.4	U	1.4	U	ug/L		NC	30
Styrene	0.49	U	0.49	U	ug/L		NC	30
1,1,2,2-Tetrachloroethane	0.44	U	0.44	U	ug/L		NC	30
Tetrachloroethene	0.50	U	0.50	U	ug/L		NC	30
Toluene	0.24	U	0.24	U	ug/L		NC	30
1,2,3-Trichlorobenzene	0.37	U	0.37	U	ug/L		NC	30
1,2,4-Trichlorobenzene	0.58	U	0.58	U	ug/L		NC	30
1,1,1-Trichloroethane	0.30	U	0.30	U	ug/L		NC	30
1,1,2-Trichloroethane	0.29	U	0.29	U	ug/L		NC	30
Trichloroethene	0.61	U	0.61	U	ug/L		NC	30
Trichlorofluoromethane	0.49	U	0.49	U	ug/L		NC	30
Vinyl chloride	0.26	U	0.26	U	ug/L		NC	30
Acetone	3.0	U	3.0	U	ug/L		NC	30
2-Butanone (MEK)	3.2	U	3.2	U	ug/L		NC	30
4-Methyl-2-pentanone (MIBK)	4.0	U	4.0	U	ug/L		NC	30
Carbon disulfide	0.35	U	0.35	U	ug/L		NC	30
2-Hexanone	4.4	U	4.4	U	ug/L		NC	30
Methyl tert-butyl ether	0.44	U	0.44	U	ug/L		NC	30
Xylenes, Total	0.50	U	0.50	U	ug/L		NC	30

Surrogate	*DU %Recovery*	*DU Qualifier*	*Limits*
4-Bromofluorobenzene	*104*		*70 - 130*
Dibromofluoromethane	*98*		*70 - 130*
Toluene-d8 (Surr)	*101*		*70 - 130*

Method: 8270D - PAHs by GC/MS (SIM)

Lab Sample ID: MB 660-214665/1-A
Matrix: Water
Analysis Batch: 214711

Client Sample ID: Method Blank
Prep Type: Total/NA
Prep Batch: 214665

Analyte	MB Result	MB Qualifier	RL	MDL	Unit	D	Prepared	Analyzed	Dil Fac
Naphthalene	1.3	U	4.0	1.3	ug/L		08/22/19 08:13	08/23/19 07:20	1
2-Methylnaphthalene	0.67	U	0.75	0.67	ug/L		08/22/19 08:13	08/23/19 07:20	1
1-Methylnaphthalene	0.64	U	0.75	0.64	ug/L		08/22/19 08:13	08/23/19 07:20	1
Acenaphthylene	0.081	U	0.50	0.081	ug/L		08/22/19 08:13	08/23/19 07:20	1
Acenaphthene	0.25	U	0.75	0.25	ug/L		08/22/19 08:13	08/23/19 07:20	1
Fluorene	0.25	U	0.75	0.25	ug/L		08/22/19 08:13	08/23/19 07:20	1
Phenanthrene	0.86	U	3.0	0.86	ug/L		08/22/19 08:13	08/23/19 07:20	1
Anthracene	0.090	U	0.50	0.090	ug/L		08/22/19 08:13	08/23/19 07:20	1
Fluoranthene	0.23	U	0.75	0.23	ug/L		08/22/19 08:13	08/23/19 07:20	1
Pyrene	0.22	U	0.50	0.22	ug/L		08/22/19 08:13	08/23/19 07:20	1
Benzo[a]anthracene	0.050	U	0.20	0.050	ug/L		08/22/19 08:13	08/23/19 07:20	1
Chrysene	0.068	U	0.50	0.068	ug/L		08/22/19 08:13	08/23/19 07:20	1
Benzo[b]fluoranthene	0.050	U	0.10	0.050	ug/L		08/22/19 08:13	08/23/19 07:20	1
Benzo[k]fluoranthene	0.083	U	0.50	0.083	ug/L		08/22/19 08:13	08/23/19 07:20	1
Benzo[a]pyrene	0.073	U	0.50	0.073	ug/L		08/22/19 08:13	08/23/19 07:20	1
Benzo[g,h,i]perylene	0.070	U	0.50	0.070	ug/L		08/22/19 08:13	08/23/19 07:20	1
Indeno[1,2,3-cd]pyrene	0.050	U	0.20	0.050	ug/L		08/22/19 08:13	08/23/19 07:20	1

Method: 8270D - PAHs by GC/MS (SIM) (Continued)

Lab Sample ID: MB 660-214665/1-A
Matrix: Water
Analysis Batch: 214711

Client Sample ID: Method Blank
Prep Type: Total/NA
Prep Batch: 214665

Analyte	MB Result	MB Qualifier	RL	MDL	Unit	D	Prepared	Analyzed	Dil Fac
Dibenz(a,h)anthracene	0.077	U	0.20	0.077	ug/L		08/22/19 08:13	08/23/19 07:20	1

Surrogate	*MB %Recovery*	*MB Qualifier*	*Limits*	*Prepared*	*Analyzed*	*Dil Fac*
2-methylnaphthalene-d10	*38*		*19 - 110*	*08/22/19 08:13*	*08/23/19 07:20*	*1*
Fluoranthene-d10	*45*		*35 - 140*	*08/22/19 08:13*	*08/23/19 07:20*	*1*

Lab Sample ID: LCS 660-214665/2-A
Matrix: Water
Analysis Batch: 214711

Client Sample ID: Lab Control Sample
Prep Type: Total/NA
Prep Batch: 214665

Analyte	Spike Added	LCS Result	LCS Qualifier	Unit	D	%Rec	%Rec. Limits
Naphthalene	20.0	8.47		ug/L		42	32 - 110
2-Methylnaphthalene	20.0	8.47		ug/L		42	30 - 110
1-Methylnaphthalene	20.0	8.25		ug/L		41	31 - 110
Acenaphthylene	20.0	8.79		ug/L		44	35 - 110
Acenaphthene	20.0	8.87		ug/L		44	35 - 110
Fluorene	20.0	8.91		ug/L		45	38 - 110
Phenanthrene	20.0	9.89		ug/L		49	39 - 110
Anthracene	20.0	9.33		ug/L		47	38 - 110
Fluoranthene	20.0	10.8		ug/L		54	41 - 110
Pyrene	20.0	11.2		ug/L		56	46 - 110
Benzo[a]anthracene	20.0	10.0		ug/L		50	47 - 110
Chrysene	20.0	10.7		ug/L		54	48 - 110
Benzo[b]fluoranthene	20.0	11.1		ug/L		55	47 - 110
Benzo[k]fluoranthene	20.0	11.0		ug/L		55	44 - 110
Benzo[a]pyrene	20.0	10.3		ug/L		51	45 - 110
Benzo[g,h,i]perylene	20.0	10.8		ug/L		54	47 - 110
Indeno[1,2,3-cd]pyrene	20.0	10.4		ug/L		52	47 - 112
Dibenz(a,h)anthracene	20.0	10.9		ug/L		54	47 - 110

Surrogate	*LCS %Recovery*	*LCS Qualifier*	*Limits*
2-methylnaphthalene-d10	*47*		*19 - 110*
Fluoranthene-d10	*58*		*35 - 140*

Method: FL-PRO Micro - Florida - Petroleum Range Organics (GC)

Lab Sample ID: MB 660-214660/1-A
Matrix: Water
Analysis Batch: 214675

Client Sample ID: Method Blank
Prep Type: Total/NA
Prep Batch: 214660

Analyte	MB Result	MB Qualifier	RL	MDL	Unit	D	Prepared	Analyzed	Dil Fac
Total Petroleum Hydrocarbons (C8-C40)	0.24	U	1.0	0.24	mg/L		08/22/19 06:57	08/22/19 11:14	1

Surrogate	*MB %Recovery*	*MB Qualifier*	*Limits*	*Prepared*	*Analyzed*	*Dil Fac*
o-Terphenyl	*91*		*66 - 139*	*08/22/19 06:57*	*08/22/19 11:14*	*1*
n-C39	*30*	*J1*	*40 - 129*	*08/22/19 06:57*	*08/22/19 11:14*	*1*

Method: FL-PRO Micro - Florida - Petroleum Range Organics (GC) (Continued)

Lab Sample ID: LCS 660-214660/2-A
Matrix: Water
Analysis Batch: 214675

Client Sample ID: Lab Control Sample
Prep Type: Total/NA
Prep Batch: 214660

Analyte			Spike Added	LCS Result	LCS Qualifier	Unit	D	%Rec	%Rec. Limits		
Total Petroleum Hydrocarbons (C8-C40)			12.1	10.8		mg/L		89	65 - 119		

Surrogate	*LCS %Recovery*	*LCS Qualifier*	*Limits*
o-Terphenyl	*94*		*66 - 139*
n-C39	*99*		*40 - 129*

Lab Sample ID: 660-96770-1 MS
Matrix: Water
Analysis Batch: 214675

Client Sample ID: OW-6
Prep Type: Total/NA
Prep Batch: 214660

Analyte	Sample Result	Sample Qualifier	Spike Added	MS Result	MS Qualifier	Unit	D	%Rec	%Rec. Limits		
Total Petroleum Hydrocarbons (C8-C40)	0.24	U	12.1	10.0		mg/L		83	65 - 123		

Surrogate	*MS %Recovery*	*MS Qualifier*	*Limits*
o-Terphenyl	*90*		*66 - 139*
n-C39	*83*		*40 - 129*

Lab Sample ID: 660-96770-2 DU
Matrix: Water
Analysis Batch: 214675

Client Sample ID: OW-7
Prep Type: Total/NA
Prep Batch: 214660

Analyte	Sample Result	Sample Qualifier		DU Result	DU Qualifier	Unit	D			RPD	RPD Limit
Total Petroleum Hydrocarbons (C8-C40)	0.24	U		0.24	U	mg/L				NC	20

Surrogate	*DU %Recovery*	*DU Qualifier*	*Limits*
o-Terphenyl	*92*		*66 - 139*
n-C39	*34*	*J1*	*40 - 129*

Method: 6010D - Metals (ICP)

Lab Sample ID: MB 660-214717/1-A
Matrix: Water
Analysis Batch: 214729

Client Sample ID: Method Blank
Prep Type: Total Recoverable
Prep Batch: 214717

Analyte	MB Result	MB Qualifier	RL	MDL	Unit	D	Prepared	Analyzed	Dil Fac
Silver	0.0015	U	0.010	0.0015	mg/L		08/23/19 07:14	08/23/19 14:02	1
Arsenic	0.0019	U	0.010	0.0019	mg/L		08/23/19 07:14	08/23/19 14:02	1
Barium	0.00092	U	0.010	0.00092	mg/L		08/23/19 07:14	08/23/19 14:02	1
Cadmium	0.00046	U	0.0040	0.00046	mg/L		08/23/19 07:14	08/23/19 14:02	1
Chromium	0.0011	U	0.010	0.0011	mg/L		08/23/19 07:14	08/23/19 14:02	1
Lead	0.0020	U	0.010	0.0020	mg/L		08/23/19 07:14	08/23/19 14:02	1
Selenium	0.0050	U	0.020	0.0050	mg/L		08/23/19 07:14	08/23/19 14:02	1

Method: 6010D - Metals (ICP) (Continued)

Lab Sample ID: LCS 660-214717/2-A
Matrix: Water
Analysis Batch: 214729

Client Sample ID: Lab Control Sample
Prep Type: Total Recoverable
Prep Batch: 214717

Analyte	Spike Added	LCS Result	LCS Qualifier	Unit	D	%Rec	%Rec. Limits
Silver	1.00	0.976		mg/L		98	80 - 120
Arsenic	1.00	0.990		mg/L		99	80 - 120
Barium	1.00	1.01		mg/L		101	80 - 120
Cadmium	1.00	0.967		mg/L		97	80 - 120
Chromium	1.00	1.02		mg/L		102	80 - 120
Lead	1.00	1.02		mg/L		102	80 - 120
Selenium	1.00	0.987		mg/L		99	80 - 120

Method: 7470A - Mercury (CVAA)

Lab Sample ID: MB 660-214682/1-A
Matrix: Water
Analysis Batch: 214702

Client Sample ID: Method Blank
Prep Type: Total/NA
Prep Batch: 214682

Analyte	MB Result	MB Qualifier	RL	MDL	Unit	D	Prepared	Analyzed	Dil Fac
Mercury	0.076	U	0.30	0.076	ug/L		08/22/19 10:00	08/22/19 15:13	1

Lab Sample ID: LCS 660-214682/2-A
Matrix: Water
Analysis Batch: 214702

Client Sample ID: Lab Control Sample
Prep Type: Total/NA
Prep Batch: 214682

Analyte	Spike Added	LCS Result	LCS Qualifier	Unit	D	%Rec	%Rec. Limits
Mercury	1.40	1.50		ug/L		107	80 - 120

Method: 2130B-2011 - Turbidity

Lab Sample ID: MB 660-214678/2
Matrix: Water
Analysis Batch: 214678

Client Sample ID: Method Blank
Prep Type: Total/NA

Analyte	MB Result	MB Qualifier	RL	RL	Unit	D	Prepared	Analyzed	Dil Fac
Turbidity	0.50	U	0.50	0.50	NTU			08/22/19 06:20	1

Lab Sample ID: DLCK 660-214678/1
Matrix: Water
Analysis Batch: 214678

Client Sample ID: Lab Control Sample
Prep Type: Total/NA

Analyte	Spike Added	DLCK Result	DLCK Qualifier	Unit	D	%Rec	%Rec. Limits
Turbidity	0.500	0.628		NTU		126	50 - 150

Lab Sample ID: LCS 660-214678/3
Matrix: Water
Analysis Batch: 214678

Client Sample ID: Lab Control Sample
Prep Type: Total/NA

Analyte	Spike Added	LCS Result	LCS Qualifier	Unit	D	%Rec	%Rec. Limits
Turbidity	40.0	39.8		NTU		100	90 - 110

Method: 2130B-2011 - Turbidity (Continued)

Lab Sample ID: 660-96770-1 DU
Matrix: Water
Analysis Batch: 214678

Client Sample ID: OW-6
Prep Type: Total/NA

Analyte	Sample Result	Sample Qualifier		DU Result	DU Qualifier	Unit	D			RPD	RPD Limit
Turbidity	0.69			0.692		NTU				0.4	20

Method: 2540C-2011 - Total Dissolved Solids (Dried at 180 °C)

Lab Sample ID: MB 660-214727/1
Matrix: Water
Analysis Batch: 214727

Client Sample ID: Method Blank
Prep Type: Total/NA

Analyte	MB Result	MB Qualifier	RL	RL	Unit	D	Prepared	Analyzed	Dil Fac
Total Dissolved Solids	5.0	U	5.0	5.0	mg/L			08/23/19 09:09	1

Lab Sample ID: LCS 660-214727/2
Matrix: Water
Analysis Batch: 214727

Client Sample ID: Lab Control Sample
Prep Type: Total/NA

Analyte			Spike Added	LCS Result	LCS Qualifier	Unit	D	%Rec	%Rec. Limits		
Total Dissolved Solids			10000	10000		mg/L		100	80 - 120		

QC Association Summary

Client: Envirologic International LTD.
Project/Site: Carnival Grand Port

Job ID: 660-96770-1

GC/MS VOA

Analysis Batch: 215059

Lab Sample ID	Client Sample ID	Prep Type	Matrix	Method	Prep Batch
660-96770-1	OW-6	Total/NA	Water	8260B	
660-96770-2	OW-7	Total/NA	Water	8260B	
660-96770-3	OW-9	Total/NA	Water	8260B	
660-96770-4	OW-8	Total/NA	Water	8260B	
MB 660-215059/6	Method Blank	Total/NA	Water	8260B	
LCS 660-215059/4	Lab Control Sample	Total/NA	Water	8260B	
660-96770-2 MS	OW-7	Total/NA	Water	8260B	
660-96770-1 DU	OW-6	Total/NA	Water	8260B	

GC/MS Semi VOA

Prep Batch: 214665

Lab Sample ID	Client Sample ID	Prep Type	Matrix	Method	Prep Batch
660-96770-1	OW-6	Total/NA	Water	3510C	
660-96770-2	OW-7	Total/NA	Water	3510C	
660-96770-3	OW-9	Total/NA	Water	3510C	
660-96770-4	OW-8	Total/NA	Water	3510C	
MB 660-214665/1-A	Method Blank	Total/NA	Water	3510C	
LCS 660-214665/2-A	Lab Control Sample	Total/NA	Water	3510C	

Analysis Batch: 214711

Lab Sample ID	Client Sample ID	Prep Type	Matrix	Method	Prep Batch
660-96770-1	OW-6	Total/NA	Water	8270D	214665
660-96770-2	OW-7	Total/NA	Water	8270D	214665
660-96770-3	OW-9	Total/NA	Water	8270D	214665
660-96770-4	OW-8	Total/NA	Water	8270D	214665
MB 660-214665/1-A	Method Blank	Total/NA	Water	8270D	214665
LCS 660-214665/2-A	Lab Control Sample	Total/NA	Water	8270D	214665

GC Semi VOA

Prep Batch: 214660

Lab Sample ID	Client Sample ID	Prep Type	Matrix	Method	Prep Batch
660-96770-1	OW-6	Total/NA	Water	MicroExt Prep	
660-96770-2	OW-7	Total/NA	Water	MicroExt Prep	
660-96770-3	OW-9	Total/NA	Water	MicroExt Prep	
660-96770-4	OW-8	Total/NA	Water	MicroExt Prep	
MB 660-214660/1-A	Method Blank	Total/NA	Water	MicroExt Prep	
LCS 660-214660/2-A	Lab Control Sample	Total/NA	Water	MicroExt Prep	
660-96770-1 MS	OW-6	Total/NA	Water	MicroExt Prep	
660-96770-2 DU	OW-7	Total/NA	Water	MicroExt Prep	

Analysis Batch: 214675

Lab Sample ID	Client Sample ID	Prep Type	Matrix	Method	Prep Batch
660-96770-1	OW-6	Total/NA	Water	FL-PRO Micro	214660
660-96770-2	OW-7	Total/NA	Water	FL-PRO Micro	214660
660-96770-3	OW-9	Total/NA	Water	FL-PRO Micro	214660
660-96770-4	OW-8	Total/NA	Water	FL-PRO Micro	214660
MB 660-214660/1-A	Method Blank	Total/NA	Water	FL-PRO Micro	214660
LCS 660-214660/2-A	Lab Control Sample	Total/NA	Water	FL-PRO Micro	214660
660-96770-1 MS	OW-6	Total/NA	Water	FL-PRO Micro	214660
660-96770-2 DU	OW-7	Total/NA	Water	FL-PRO Micro	214660

Metals

Prep Batch: 214682

Lab Sample ID	Client Sample ID	Prep Type	Matrix	Method	Prep Batch
660-96770-1	OW-6	Total/NA	Water	7470A	
660-96770-2	OW-7	Total/NA	Water	7470A	
660-96770-3	OW-9	Total/NA	Water	7470A	
660-96770-4	OW-8	Total/NA	Water	7470A	
MB 660-214682/1-A	Method Blank	Total/NA	Water	7470A	
LCS 660-214682/2-A	Lab Control Sample	Total/NA	Water	7470A	

Analysis Batch: 214702

Lab Sample ID	Client Sample ID	Prep Type	Matrix	Method	Prep Batch
660-96770-1	OW-6	Total/NA	Water	7470A	214682
660-96770-2	OW-7	Total/NA	Water	7470A	214682
660-96770-3	OW-9	Total/NA	Water	7470A	214682
660-96770-4	OW-8	Total/NA	Water	7470A	214682
MB 660-214682/1-A	Method Blank	Total/NA	Water	7470A	214682
LCS 660-214682/2-A	Lab Control Sample	Total/NA	Water	7470A	214682

Prep Batch: 214717

Lab Sample ID	Client Sample ID	Prep Type	Matrix	Method	Prep Batch
660-96770-1	OW-6	Total Recoverable	Water	3005A	
660-96770-2	OW-7	Total Recoverable	Water	3005A	
660-96770-3	OW-9	Total Recoverable	Water	3005A	
660-96770-4	OW-8	Total Recoverable	Water	3005A	
MB 660-214717/1-A	Method Blank	Total Recoverable	Water	3005A	
LCS 660-214717/2-A	Lab Control Sample	Total Recoverable	Water	3005A	

Analysis Batch: 214729

Lab Sample ID	Client Sample ID	Prep Type	Matrix	Method	Prep Batch
660-96770-1	OW-6	Total Recoverable	Water	6010D	214717
660-96770-2	OW-7	Total Recoverable	Water	6010D	214717
660-96770-3	OW-9	Total Recoverable	Water	6010D	214717
660-96770-4	OW-8	Total Recoverable	Water	6010D	214717
MB 660-214717/1-A	Method Blank	Total Recoverable	Water	6010D	214717
LCS 660-214717/2-A	Lab Control Sample	Total Recoverable	Water	6010D	214717

General Chemistry

Analysis Batch: 214678

Lab Sample ID	Client Sample ID	Prep Type	Matrix	Method	Prep Batch
660-96770-1	OW-6	Total/NA	Water	2130B-2011	
660-96770-2	OW-7	Total/NA	Water	2130B-2011	
660-96770-3	OW-9	Total/NA	Water	2130B-2011	
660-96770-4	OW-8	Total/NA	Water	2130B-2011	
MB 660-214678/2	Method Blank	Total/NA	Water	2130B-2011	
DLCK 660-214678/1	Lab Control Sample	Total/NA	Water	2130B-2011	
LCS 660-214678/3	Lab Control Sample	Total/NA	Water	2130B-2011	
660-96770-1 DU	OW-6	Total/NA	Water	2130B-2011	

Analysis Batch: 214727

Lab Sample ID	Client Sample ID	Prep Type	Matrix	Method	Prep Batch
660-96770-1	OW-6	Total/NA	Water	2540C-2011	
660-96770-2	OW-7	Total/NA	Water	2540C-2011	

General Chemistry (Continued)

Analysis Batch: 214727 (Continued)

Lab Sample ID	Client Sample ID	Prep Type	Matrix	Method	Prep Batch
660-96770-3	OW-9	Total/NA	Water	2540C-2011	
660-96770-4	OW-8	Total/NA	Water	2540C-2011	
MB 660-214727/1	Method Blank	Total/NA	Water	2540C-2011	
LCS 660-214727/2	Lab Control Sample	Total/NA	Water	2540C-2011	

Lab Chronicle

Client: Envirologic International LTD.
Project/Site: Carnival Grand Port

Job ID: 660-96770-1

Client Sample ID: OW-6

Date Collected: 08/20/19 08:55
Date Received: 08/21/19 10:30

Lab Sample ID: 660-96770-1

Matrix: Water

Prep Type	Batch Type	Batch Method	Run	Dil Factor	Initial Amount	Final Amount	Batch Number	Prepared or Analyzed	Analyst	Lab
Total/NA	Analysis	8260B		1	5 mL	5 mL	215059	08/31/19 10:40	ECC	TAL TAM
Total/NA	Prep	3510C			270 mL	1 mL	214665	08/22/19 08:13	MBS	TAL TAM
Total/NA	Analysis	8270D		1			214711	08/23/19 09:41	K1P	TAL TAM
Total/NA	Prep	MicroExt Prep			35.03 mL	2 mL	214660	08/22/19 06:57	EM	TAL TAM
Total/NA	Analysis	FL-PRO Micro		1			214675	08/22/19 11:53	K1P	TAL TAM
Total Recoverable	Prep	3005A			50 mL	50 mL	214717	08/23/19 07:14	GAF	TAL TAM
Total Recoverable	Analysis	6010D		1			214729	08/23/19 14:51	GAF	TAL TAM
Total/NA	Prep	7470A			25 mL	35 mL	214682	08/22/19 10:00	GAF	TAL TAM
Total/NA	Analysis	7470A		1			214702	08/22/19 15:51	GH1	TAL TAM
Total/NA	Analysis	2130B-2011		1			214678	08/22/19 06:20	AJG	TAL TAM
Total/NA	Analysis	2540C-2011		1	50 mL	200 mL	214727	08/23/19 09:09	SGF	TAL TAM

Client Sample ID: OW-7

Date Collected: 08/20/19 10:10
Date Received: 08/21/19 10:30

Lab Sample ID: 660-96770-2

Matrix: Water

Prep Type	Batch Type	Batch Method	Run	Dil Factor	Initial Amount	Final Amount	Batch Number	Prepared or Analyzed	Analyst	Lab
Total/NA	Analysis	8260B		1	5 mL	5 mL	215059	08/31/19 11:03	ECC	TAL TAM
Total/NA	Prep	3510C			270 mL	1 mL	214665	08/22/19 08:13	MBS	TAL TAM
Total/NA	Analysis	8270D		1			214711	08/23/19 10:01	K1P	TAL TAM
Total/NA	Prep	MicroExt Prep			35.02 mL	2 mL	214660	08/22/19 06:57	EM	TAL TAM
Total/NA	Analysis	FL-PRO Micro		1			214675	08/22/19 12:33	K1P	TAL TAM
Total Recoverable	Prep	3005A			50 mL	50 mL	214717	08/23/19 07:14	GAF	TAL TAM
Total Recoverable	Analysis	6010D		1			214729	08/23/19 15:04	GAF	TAL TAM
Total/NA	Prep	7470A			25 mL	35 mL	214682	08/22/19 10:00	GAF	TAL TAM
Total/NA	Analysis	7470A		1			214702	08/22/19 16:29	GH1	TAL TAM
Total/NA	Analysis	2130B-2011		1			214678	08/22/19 06:20	AJG	TAL TAM
Total/NA	Analysis	2540C-2011		1	50 mL	200 mL	214727	08/23/19 09:09	SGF	TAL TAM

Client Sample ID: OW-9

Date Collected: 08/20/19 11:30
Date Received: 08/21/19 10:30

Lab Sample ID: 660-96770-3

Matrix: Water

Prep Type	Batch Type	Batch Method	Run	Dil Factor	Initial Amount	Final Amount	Batch Number	Prepared or Analyzed	Analyst	Lab
Total/NA	Analysis	8260B		1	5 mL	5 mL	215059	08/31/19 11:25	ECC	TAL TAM
Total/NA	Prep	3510C			270 mL	1 mL	214665	08/22/19 08:13	MBS	TAL TAM
Total/NA	Analysis	8270D		1			214711	08/23/19 10:21	K1P	TAL TAM
Total/NA	Prep	MicroExt Prep			35.02 mL	2 mL	214660	08/22/19 06:57	EM	TAL TAM
Total/NA	Analysis	FL-PRO Micro		1			214675	08/22/19 13:13	K1P	TAL TAM
Total Recoverable	Prep	3005A			50 mL	50 mL	214717	08/23/19 07:14	GAF	TAL TAM
Total Recoverable	Analysis	6010D		1			214729	08/23/19 15:07	GAF	TAL TAM
Total/NA	Prep	7470A			25 mL	35 mL	214682	08/22/19 10:21	GAF	TAL TAM
Total/NA	Analysis	7470A		1			214702	08/22/19 16:31	GH1	TAL TAM
Total/NA	Analysis	2130B-2011		1			214678	08/22/19 06:20	AJG	TAL TAM

Lab Chronicle

Client: Envirologic International LTD.
Project/Site: Carnival Grand Port

Job ID: 660-96770-1

Client Sample ID: OW-9

Date Collected: 08/20/19 11:30
Date Received: 08/21/19 10:30

Lab Sample ID: 660-96770-3

Matrix: Water

Prep Type	Batch Type	Batch Method	Run	Dil Factor	Initial Amount	Final Amount	Batch Number	Prepared or Analyzed	Analyst	Lab
Total/NA	Analysis	2540C-2011		1	50 mL	200 mL	214727	08/23/19 09:09	SGF	TAL TAM

Client Sample ID: OW-8

Date Collected: 08/20/19 12:45
Date Received: 08/21/19 10:30

Lab Sample ID: 660-96770-4

Matrix: Water

Prep Type	Batch Type	Batch Method	Run	Dil Factor	Initial Amount	Final Amount	Batch Number	Prepared or Analyzed	Analyst	Lab
Total/NA	Analysis	8260B		1	5 mL	5 mL	215059	08/31/19 11:48	ECC	TAL TAM
Total/NA	Prep	3510C			270 mL	1 mL	214665	08/22/19 08:13	MBS	TAL TAM
Total/NA	Analysis	8270D		1			214711	08/23/19 10:41	K1P	TAL TAM
Total/NA	Prep	MicroExt Prep			35.02 mL	2 mL	214660	08/22/19 06:57	EM	TAL TAM
Total/NA	Analysis	FL-PRO Micro		1			214675	08/22/19 13:32	K1P	TAL TAM
Total Recoverable	Prep	3005A			50 mL	50 mL	214717	08/23/19 07:14	GAF	TAL TAM
Total Recoverable	Analysis	6010D		1			214729	08/23/19 15:13	GAF	TAL TAM
Total/NA	Prep	7470A			25 mL	35 mL	214682	08/22/19 10:21	GAF	TAL TAM
Total/NA	Analysis	7470A		1			214702	08/22/19 16:33	GH1	TAL TAM
Total/NA	Analysis	2130B-2011		1			214678	08/22/19 06:20	AJG	TAL TAM
Total/NA	Analysis	2540C-2011		1	50 mL	200 mL	214727	08/23/19 09:09	SGF	TAL TAM

Laboratory References:

TAL TAM = Eurofins TestAmerica, Tampa, 6712 Benjamin Road, Suite 100, Tampa, FL 33634, TEL (813)885-7427

Method Summary

Client: Envirologic International LTD.
Project/Site: Carnival Grand Port

Job ID: 660-96770-1

Method	Method Description	Protocol	Laboratory
8260B	Volatile Organic Compounds (GC/MS)	SW846	TAL TAM
8270D	PAHs by GC/MS (SIM)	SW846	TAL TAM
FL-PRO Micro	Florida - Petroleum Range Organics (GC)	FL-DEP	TAL TAM
6010D	Metals (ICP)	SW846	TAL TAM
7470A	Mercury (CVAA)	SW846	TAL TAM
2130B-2011	Turbidity	SM	TAL TAM
2540C-2011	Total Dissolved Solids (Dried at 180 °C)	SM	TAL TAM
3005A	Preparation, Total Recoverable or Dissolved Metals	SW846	TAL TAM
3510C	Liquid-Liquid Extraction (Separatory Funnel)	SW846	TAL TAM
5030B	Purge and Trap	SW846	TAL TAM
7470A	Preparation, Mercury	SW846	TAL TAM
MicroExt Prep	Microextraction	SW846	TAL TAM

Protocol References:

FL-DEP = State Of Florida Department Of Environmental Protection, Florida Administrative Code.
SM = "Standard Methods For The Examination Of Water And Wastewater"
SW846 = "Test Methods For Evaluating Solid Waste, Physical/Chemical Methods", Third Edition, November 1986 And Its Updates.

Laboratory References:

TAL TAM = Eurofins TestAmerica, Tampa, 6712 Benjamin Road, Suite 100, Tampa, FL 33634, TEL (813)885-7427

Accreditation/Certification Summary

Client: Envirologic International LTD.
Job ID: 660-96770-1
Project/Site: Carnival Grand Port

Laboratory: Eurofins TestAmerica, Tampa

The accreditations/certifications listed below are applicable to this report.

Authority	Program	Identification Number	Expiration Date
Florida	NELAP	E84282	06-30-20

Eurofins TestAmerica, Tampa
6712 Benjamin Road Suite 100
Tampa, FL 33634
Phone: 813-885-7427 Fax: 813-885-7049

Chain of Custody Record

eurofins | Environment Testing TestAmerica

Client Information	Sampler: Lloyd Cheong	Lab PM: Gudnason, Haukur M	Carrier Tracking No(s):	COC No: 660-86801-28129.2
Client Contact: Mr. Lloyd Cheong	Phone:	E-Mail: haukur.gudnason@testamericainc.com		Page: Page 2 of 3
Company: Envirologic International LTD.				Job #:
Address: 1100 SE 24th Street Suite 101F	Due Date Requested:			
City: Ft. Lauderdale	TAT Requested (days):			
State, Zip: FL, 33316				
Phone: 954-727-3965(Tel)	PO #: Purchase Order not required			
Email: envirologic.bahamas@gmail.com	WO #:			
Project Name: Carnival Grand Port	Project #: 66013991			
Site: Grand Port	SSOW#:			

Analysis Requested

Preservation Codes:

A - HCL, B - NaOH, C - Zn Acetate, D - Nitric Acid, E - NaHSO4, F - MeOH, G - Amchlor, H - Ascorbic Acid, I - Ice, J - DI Water, K - EDTA, L - EDA, M - Hexane, N - None, O - AsNaO2, P - Na2O4S, Q - Na2SO3, R - Na2S2O3, S - H2SO4, T - TSP Dodecahydrate, U - Acetone, V - MCAA, W - pH 4-5, Z - other (specify)

Other:

Sample Identification	Sample Date	Sample Time	Sample Type (C=comp, G=grab)	Matrix (W=water, S=solid, O=waste/oil, BT=Tissue, A=Air)	Field Filtered Sample (Yes or No)	Perform MS/MSD (Yes or No)	8270D_SIM - Polycyclic Aromatic Hydrocarbons	SM2130B - Turbidity	6010D, 7470A	8260B - Target Compound List	FLPRO_Micro - TRPH	2540C - TDS	FieldSampling - Field Sampling Oxygen, Dissolved	Total Number of containers	Special Instructions/Note:
				Preservation Code:			N	N	D	A	A	N	N		
OW-6	8/20/19	8:55		Water			2	1	1	3	2	1			
OW-7	↓	10:10		Water			2	1	1	3	2	1			
OW-9	↓	11:30		Water			2	1	1	3	2	1			
OW-8	↓	12:45		Water			2	1	1	3	2	1			
				Water											
				Water											
				Water											
				Water											
				Water											
				Water											
				Water											

660-96770 Chain of Custody

Loc: 660
96770

Possible Hazard Identification
☐ Non-Hazard ☐ Flammable ☐ Skin Irritant ☐ Poison B ☐ Unknown ☐ Radiological

Sample Disposal (A fee may be assessed if samples are retained longer than 1 month)
☐ Return To Client ☐ Disposal By Lab ☐ Archive For _____ Months

Deliverable Requested: I, II, III, IV, Other (specify)

Special Instructions/QC Requirements:

Empty Kit Relinquished by:	Date:	Time:	Method of Shipment:

Relinquished by:	Date/Time:	Company	Received by:	Date/Time:	Company
Lloyd Cheong	Aug 20, 2019 3:30	EIL	[signature]	8/21/19 1030	TA Tampa

Custody Seals Intact: ☑ Yes Δ No

Custody Seal No.: 768701

Cooler Temperature(s) °C and Other Remarks: 3.0/3.1 CV09

Ver: 01/16/2019

Login Sample Receipt Checklist

Client: Envirologic International LTD. Job Number: 660-96770-1

Login Number: 96770 **List Source: Eurofins TestAmerica, Tampa**
List Number: 1
Creator: Fullwood, Kierston R

Question	Answer	Comment
Radioactivity wasn't checked or is </= background as measured by a survey meter.	N/A	
The cooler's custody seal, if present, is intact.	True	
Sample custody seals, if present, are intact.	True	
The cooler or samples do not appear to have been compromised or tampered with.	True	
Samples were received on ice.	True	
Cooler Temperature is acceptable.	True	
Cooler Temperature is recorded.	True	
COC is present.	True	
COC is filled out in ink and legible.	True	
COC is filled out with all pertinent information.	True	
Is the Field Sampler's name present on COC?	True	
There are no discrepancies between the containers received and the COC.	True	
Samples are received within Holding Time (excluding tests with immediate HTs)	True	
Sample containers have legible labels.	True	
Containers are not broken or leaking.	True	
Sample collection date/times are provided.	True	
Appropriate sample containers are used.	True	
Sample bottles are completely filled.	True	
Sample Preservation Verified.	True	
There is sufficient vol. for all requested analyses, incl. any requested MS/MSDs	True	
Containers requiring zero headspace have no headspace or bubble is <6mm (1/4").	False	Headspace larger than 1/4".
Multiphasic samples are not present.	True	
Samples do not require splitting or compositing.	True	
Residual Chlorine Checked.	N/A	

eurofins | Environment Testing TestAmerica

ANALYTICAL REPORT

Eurofins TestAmerica, Tampa
6712 Benjamin Road
Suite 100
Tampa, FL 33634
Tel: (813)885-7427

Laboratory Job ID: 660-96806-1
Client Project/Site: Carnival Grand Port

For:
Envirologic International LTD.
1100 SE 24th Street
Suite 101F
Ft. Lauderdale, Florida 33316

Attn: Mr. Lloyd Cheong

Authorized for release by:
8/31/2019 5:58:13 PM

Haukur Gudnason, Project Manager II
(813)280-8342
haukur.gudnason@testamericainc.com

LINKS

Review your project results through TotalAccess

Have a Question? Ask The Expert

Visit us at: www.testamericainc.com

The test results in this report meet all 2003 NELAC and 2009 TNI requirements for accredited parameters, exceptions are noted in this report. This report may not be reproduced except in full, and with written approval from the laboratory. For questions please contact the Project Manager at the e-mail address or telephone number listed on this page.

This report has been electronically signed and authorized by the signatory. Electronic signature is intended to be the legally binding equivalent of a traditionally handwritten signature.

Results relate only to the items tested and the sample(s) as received by the laboratory.

Table of Contents

Cover Page 1
Table of Contents 2
Sample Summary 3
Case Narrative 4
Definitions/Glossary 5
Detection Summary 6
Client Sample Results 7
QC Sample Results 15
QC Association Summary 25
Lab Chronicle 28
Method Summary 30
Certification Summary 31
Chain of Custody 32
Receipt Checklists 33

Sample Summary

Client: Envirologic International LTD.
Project/Site: Carnival Grand Port

Job ID: 660-96806-1

Lab Sample ID	Client Sample ID	Matrix	Collected	Received	Asset ID
660-96806-1	OW-5	Water	08/21/19 09:00	08/22/19 10:00	
660-96806-2	OW-10	Water	08/21/19 10:15	08/22/19 10:00	
660-96806-3	OW-11	Water	08/21/19 11:45	08/22/19 10:00	
660-96806-4	OW-12	Water	08/21/19 13:05	08/22/19 10:00	

Case Narrative

Client: Envirologic International LTD.
Project/Site: Carnival Grand Port

Job ID: 660-96806-1

Job ID: 660-96806-1

Laboratory: Eurofins TestAmerica, Tampa

Narrative

Receipt
The samples were received on 8/22/2019 10:00 AM; the samples arrived in good condition, properly preserved and, where required, on ice. The temperature of the cooler at receipt was 3.8º C.

Receipt Exceptions
Method(s) 5030B, 8260B: One container for the following samples were broken after receipt: OW-5 (660-96806-1), OW-10 (660-96806-2), OW-11 (660-96806-3) and OW-12 (660-96806-4).

GC/MS VOA
Method(s) 8260B: The continuing calibration verification (CCV) associated with batch 660-215056 recovered outside acceptance criteria, low biased, for <Bromomethane>. A reporting limit (RL) standard was analyzed, and the target analyte was detected. Since the associated samples were non-detect for this analyte, the data have been reported.

Method(s) 8260B: The laboratory control sample (LCS) for analytical batch 660-215056 recovered outside control limits for the following analyte: Bromomethane. Bromomethane has been identified as a poor performing analyte when analyzed using this method; therefore, re-analysis was not performed. These results have been reported and qualified.

No additional analytical or quality issues were noted, other than those described above or in the Definitions/Glossary page.

GC/MS Semi VOA
No analytical or quality issues were noted, other than those described in the Definitions/Glossary page.

GC Semi VOA
Method(s) FL-PRO Micro: Two surrogates are used for this analysis. The laboratory's SOP allows one of these surrogates to be outside acceptance criteria without performing re-extraction/re-analysis. The following samples contained an allowable number of surrogate compounds outside limits: OW-5 (660-96806-1), OW-10 (660-96806-2), OW-11 (660-96806-3), OW-12 (660-96806-4), (MB 660-214801/1-A) and (660-96806-I-2-A DU). These results have been reported and qualified.

No additional analytical or quality issues were noted, other than those described above or in the Definitions/Glossary page.

Metals
No analytical or quality issues were noted, other than those described in the Definitions/Glossary page.

General Chemistry
No analytical or quality issues were noted, other than those described in the Definitions/Glossary page

Organic Prep
No analytical or quality issues were noted, other than those described in the Definitions/Glossary page.

Definitions/Glossary

Client: Envirologic International LTD.
Project/Site: Carnival Grand Port

Job ID: 660-96806-1

Qualifiers

GC/MS VOA

Qualifier	Qualifier Description
I	The reported value is between the laboratory method detection limit and the laboratory practical quantitation limit.
J3	Estimated value; value may not be accurate. Spike recovery or RPD outside of criteria.
U	Indicates that the compound was analyzed for but not detected.

GC/MS Semi VOA

Qualifier	Qualifier Description
U	Indicates that the compound was analyzed for but not detected.

GC Semi VOA

Qualifier	Qualifier Description
J1	Estimated value; value may not be accurate. Surrogate recovery outside of criteria.
U	Indicates that the compound was analyzed for but not detected.

Metals

Qualifier	Qualifier Description
I	The reported value is between the laboratory method detection limit and the laboratory practical quantitation limit.
U	Indicates that the compound was analyzed for but not detected.

General Chemistry

Qualifier	Qualifier Description
U	Indicates that the compound was analyzed for but not detected.

Glossary

Abbreviation	These commonly used abbreviations may or may not be present in this report.
¤	Listed under the "D" column to designate that the result is reported on a dry weight basis
%R	Percent Recovery
CFL	Contains Free Liquid
CNF	Contains No Free Liquid
DER	Duplicate Error Ratio (normalized absolute difference)
Dil Fac	Dilution Factor
DL	Detection Limit (DoD/DOE)
DL, RA, RE, IN	Indicates a Dilution, Re-analysis, Re-extraction, or additional Initial metals/anion analysis of the sample
DLC	Decision Level Concentration (Radiochemistry)
EDL	Estimated Detection Limit (Dioxin)
LOD	Limit of Detection (DoD/DOE)
LOQ	Limit of Quantitation (DoD/DOE)
MDA	Minimum Detectable Activity (Radiochemistry)
MDC	Minimum Detectable Concentration (Radiochemistry)
MDL	Method Detection Limit
ML	Minimum Level (Dioxin)
NC	Not Calculated
ND	Not Detected at the reporting limit (or MDL or EDL if shown)
PQL	Practical Quantitation Limit
QC	Quality Control
RER	Relative Error Ratio (Radiochemistry)
RL	Reporting Limit or Requested Limit (Radiochemistry)
RPD	Relative Percent Difference, a measure of the relative difference between two points
TEF	Toxicity Equivalent Factor (Dioxin)
TEQ	Toxicity Equivalent Quotient (Dioxin)

Detection Summary

Client: Envirologic International LTD.
Project/Site: Carnival Grand Port

Job ID: 660-96806-1

Client Sample ID: OW-5 — Lab Sample ID: 660-96806-1

Analyte	Result	Qualifier	RL	MDL	Unit	Dil Fac	D	Method	Prep Type
Barium	0.0061	I	0.010	0.00092	mg/L	1		6010D	Total Recoverable
Turbidity	1.1		0.50	0.50	NTU	1		2130B-2011	Total/NA
Total Dissolved Solids	3800		40	40	mg/L	1		2540C-2011	Total/NA

Client Sample ID: OW-10 — Lab Sample ID: 660-96806-2

Analyte	Result	Qualifier	RL	MDL	Unit	Dil Fac	D	Method	Prep Type
Barium	0.0063	I	0.010	0.00092	mg/L	1		6010D	Total Recoverable
Turbidity	2.3		0.50	0.50	NTU	1		2130B-2011	Total/NA
Total Dissolved Solids	1700		20	20	mg/L	1		2540C-2011	Total/NA

Client Sample ID: OW-11 — Lab Sample ID: 660-96806-3

Analyte	Result	Qualifier	RL	MDL	Unit	Dil Fac	D	Method	Prep Type
Barium	0.0050	I	0.010	0.00092	mg/L	1		6010D	Total Recoverable
Turbidity	0.76		0.50	0.50	NTU	1		2130B-2011	Total/NA
Total Dissolved Solids	980		20	20	mg/L	1		2540C-2011	Total/NA

Client Sample ID: OW-12 — Lab Sample ID: 660-96806-4

Analyte	Result	Qualifier	RL	MDL	Unit	Dil Fac	D	Method	Prep Type
Barium	0.0043	I	0.010	0.00092	mg/L	1		6010D	Total Recoverable
Chromium	0.019		0.010	0.0011	mg/L	1		6010D	Total Recoverable
Total Dissolved Solids	630		20	20	mg/L	1		2540C-2011	Total/NA

This Detection Summary does not include radiochemical test results.

Client: Envirologic International LTD.
Project/Site: Carnival Grand Port

Job ID: 660-96806-1

Client Sample ID: OW-5

Date Collected: 08/21/19 09:00
Date Received: 08/22/19 10:00

Lab Sample ID: 660-96806-1

Matrix: Water

Method: 8260B - Volatile Organic Compounds (GC/MS)

Analyte	Result	Qualifier	RL	MDL	Unit	D	Prepared	Analyzed	Dil Fac
Benzene	0.25	U	1.0	0.25	ug/L			08/31/19 10:41	1
Dichlorobromomethane	0.23	U	1.0	0.23	ug/L			08/31/19 10:41	1
Bromoform	1.1	U	5.0	1.1	ug/L			08/31/19 10:41	1
Bromomethane	2.5	J3 U	10	2.5	ug/L			08/31/19 10:41	1
Carbon tetrachloride	0.23	U	1.0	0.23	ug/L			08/31/19 10:41	1
Chlorobenzene	0.27	U	1.0	0.27	ug/L			08/31/19 10:41	1
Chloroethane	2.5	U	10	2.5	ug/L			08/31/19 10:41	1
Chloroform	0.29	U	1.0	0.29	ug/L			08/31/19 10:41	1
Chloromethane	0.76	U	2.0	0.76	ug/L			08/31/19 10:41	1
Chlorodibromomethane	0.31	U	3.0	0.31	ug/L			08/31/19 10:41	1
1,2-Dibromo-3-Chloropropane	2.5	U	10	2.5	ug/L			08/31/19 10:41	1
Ethylene Dibromide	0.27	U	1.0	0.27	ug/L			08/31/19 10:41	1
1,2-Dichlorobenzene	0.24	U	1.0	0.24	ug/L			08/31/19 10:41	1
1,3-Dichlorobenzene	0.26	U	1.0	0.26	ug/L			08/31/19 10:41	1
1,4-Dichlorobenzene	0.22	U	1.0	0.22	ug/L			08/31/19 10:41	1
Dichlorodifluoromethane	2.5	U	10	2.5	ug/L			08/31/19 10:41	1
1,1-Dichloroethane	0.32	U	1.0	0.32	ug/L			08/31/19 10:41	1
1,1-Dichloroethene	0.26	U	1.0	0.26	ug/L			08/31/19 10:41	1
1,2-Dichloroethane	0.31	U	1.0	0.31	ug/L			08/31/19 10:41	1
cis-1,2-Dichloroethene	0.32	U	1.0	0.32	ug/L			08/31/19 10:41	1
trans-1,2-Dichloroethene	0.39	U	2.0	0.39	ug/L			08/31/19 10:41	1
1,2-Dichloropropane	0.52	U	2.0	0.52	ug/L			08/31/19 10:41	1
cis-1,3-Dichloropropene	0.39	U	2.0	0.39	ug/L			08/31/19 10:41	1
trans-1,3-Dichloropropene	0.27	U	1.0	0.27	ug/L			08/31/19 10:41	1
Ethylbenzene	0.27	U	1.0	0.27	ug/L			08/31/19 10:41	1
Isopropylbenzene	0.52	U	2.0	0.52	ug/L			08/31/19 10:41	1
Methylene Chloride	1.4	U	10	1.4	ug/L			08/31/19 10:41	1
Styrene	0.49	U	2.0	0.49	ug/L			08/31/19 10:41	1
1,1,2,2-Tetrachloroethane	0.44	U	1.0	0.44	ug/L			08/31/19 10:41	1
Tetrachloroethene	0.50	U	2.0	0.50	ug/L			08/31/19 10:41	1
Toluene	0.24	U	1.0	0.24	ug/L			08/31/19 10:41	1
1,2,3-Trichlorobenzene	0.37	U	2.0	0.37	ug/L			08/31/19 10:41	1
1,2,4-Trichlorobenzene	0.58	U	2.0	0.58	ug/L			08/31/19 10:41	1
1,1,1-Trichloroethane	0.30	U	1.0	0.30	ug/L			08/31/19 10:41	1
1,1,2-Trichloroethane	0.29	U	1.0	0.29	ug/L			08/31/19 10:41	1
Trichloroethene	0.61	U	2.0	0.61	ug/L			08/31/19 10:41	1
Trichlorofluoromethane	0.49	U	5.0	0.49	ug/L			08/31/19 10:41	1
Vinyl chloride	0.26	U	1.0	0.26	ug/L			08/31/19 10:41	1
Acetone	3.0	U	20	3.0	ug/L			08/31/19 10:41	1
2-Butanone (MEK)	3.2	U	10	3.2	ug/L			08/31/19 10:41	1
4-Methyl-2-pentanone (MIBK)	4.0	U	15	4.0	ug/L			08/31/19 10:41	1
Carbon disulfide	0.35	U	2.0	0.35	ug/L			08/31/19 10:41	1
2-Hexanone	4.4	U	15	4.4	ug/L			08/31/19 10:41	1
Methyl tert-butyl ether	0.44	U	2.0	0.44	ug/L			08/31/19 10:41	1
Xylenes, Total	0.50	U	4.0	0.50	ug/L			08/31/19 10:41	1

Surrogate	*%Recovery*	*Qualifier*	*Limits*	*Prepared*	*Analyzed*	*Dil Fac*
4-Bromofluorobenzene	*99*		*70 - 130*		*08/31/19 10:41*	*1*
Dibromofluoromethane	*104*		*70 - 130*		*08/31/19 10:41*	*1*
Toluene-d8 (Surr)	*104*		*70 - 130*		*08/31/19 10:41*	*1*

Client Sample ID: OW-5

Date Collected: 08/21/19 09:00
Date Received: 08/22/19 10:00

Lab Sample ID: 660-96806-1

Matrix: Water

Method: 8270D - PAHs by GC/MS (SIM)

Analyte	Result	Qualifier	RL	MDL	Unit	D	Prepared	Analyzed	Dil Fac
Naphthalene	1.3	U	3.8	1.3	ug/L		08/23/19 11:20	08/26/19 07:53	1
2-Methylnaphthalene	0.64	U	0.72	0.64	ug/L		08/23/19 11:20	08/26/19 07:53	1
1-Methylnaphthalene	0.62	U	0.72	0.62	ug/L		08/23/19 11:20	08/26/19 07:53	1
Acenaphthylene	0.077	U	0.48	0.077	ug/L		08/23/19 11:20	08/26/19 07:53	1
Acenaphthene	0.24	U	0.72	0.24	ug/L		08/23/19 11:20	08/26/19 07:53	1
Fluorene	0.24	U	0.72	0.24	ug/L		08/23/19 11:20	08/26/19 07:53	1
Phenanthrene	0.83	U	2.9	0.83	ug/L		08/23/19 11:20	08/26/19 07:53	1
Anthracene	0.086	U	0.48	0.086	ug/L		08/23/19 11:20	08/26/19 07:53	1
Fluoranthene	0.22	U	0.72	0.22	ug/L		08/23/19 11:20	08/26/19 07:53	1
Pyrene	0.21	U	0.48	0.21	ug/L		08/23/19 11:20	08/26/19 07:53	1
Benzo[a]anthracene	0.048	U	0.19	0.048	ug/L		08/23/19 11:20	08/26/19 07:53	1
Chrysene	0.065	U	0.48	0.065	ug/L		08/23/19 11:20	08/26/19 07:53	1
Benzo[b]fluoranthene	0.048	U	0.096	0.048	ug/L		08/23/19 11:20	08/26/19 07:53	1
Benzo[k]fluoranthene	0.080	U	0.48	0.080	ug/L		08/23/19 11:20	08/26/19 07:53	1
Benzo[a]pyrene	0.070	U	0.48	0.070	ug/L		08/23/19 11:20	08/26/19 07:53	1
Benzo[g,h,i]perylene	0.067	U	0.48	0.067	ug/L		08/23/19 11:20	08/26/19 07:53	1
Indeno[1,2,3-cd]pyrene	0.048	U	0.19	0.048	ug/L		08/23/19 11:20	08/26/19 07:53	1
Dibenz(a,h)anthracene	0.074	U	0.19	0.074	ug/L		08/23/19 11:20	08/26/19 07:53	1

Surrogate	*%Recovery*	*Qualifier*	*Limits*	*Prepared*	*Analyzed*	*Dil Fac*
2-methylnaphthalene-d10	*58*		*19 - 110*	*08/23/19 11:20*	*08/26/19 07:53*	*1*
Fluoranthene-d10	*59*		*35 - 140*	*08/23/19 11:20*	*08/26/19 07:53*	*1*

Method: FL-PRO Micro - Florida - Petroleum Range Organics (GC)

Analyte	Result	Qualifier	RL	MDL	Unit	D	Prepared	Analyzed	Dil Fac
Total Petroleum Hydrocarbons (C8-C40)	0.24	U	1.0	0.24	mg/L		08/26/19 07:32	08/26/19 12:30	1

Surrogate	*%Recovery*	*Qualifier*	*Limits*	*Prepared*	*Analyzed*	*Dil Fac*
o-Terphenyl	*96*		*66 - 139*	*08/26/19 07:32*	*08/26/19 12:30*	*1*
n-C39	*29*	*J1*	*40 - 129*	*08/26/19 07:32*	*08/26/19 12:30*	*1*

Method: 6010D - Metals (ICP) - Total Recoverable

Analyte	Result	Qualifier	RL	MDL	Unit	D	Prepared	Analyzed	Dil Fac
Silver	0.0015	U	0.010	0.0015	mg/L		08/23/19 07:14	08/23/19 15:16	1
Arsenic	0.0019	U	0.010	0.0019	mg/L		08/23/19 07:14	08/23/19 15:16	1
Barium	**0.0061**	**I**	0.010	0.00092	mg/L		08/23/19 07:14	08/23/19 15:16	1
Cadmium	0.00046	U	0.0040	0.00046	mg/L		08/23/19 07:14	08/23/19 15:16	1
Chromium	0.0011	U	0.010	0.0011	mg/L		08/23/19 07:14	08/23/19 15:16	1
Lead	0.0020	U	0.010	0.0020	mg/L		08/23/19 07:14	08/23/19 15:16	1
Selenium	0.0050	U	0.020	0.0050	mg/L		08/23/19 07:14	08/23/19 15:16	1

Method: 7470A - Mercury (CVAA)

Analyte	Result	Qualifier	RL	MDL	Unit	D	Prepared	Analyzed	Dil Fac
Mercury	0.076	U	0.30	0.076	ug/L		08/27/19 07:40	08/27/19 13:09	1

General Chemistry

Analyte	Result	Qualifier	RL	RL	Unit	D	Prepared	Analyzed	Dil Fac
Turbidity	**1.1**		0.50	0.50	NTU			08/22/19 12:35	1
Total Dissolved Solids	**3800**		40	40	mg/L			08/26/19 10:16	1

Client: Envirologic International LTD.
Project/Site: Carnival Grand Port

Job ID: 660-96806-1

Client Sample ID: OW-10

Date Collected: 08/21/19 10:15
Date Received: 08/22/19 10:00

Lab Sample ID: 660-96806-2

Matrix: Water

Method: 8260B - Volatile Organic Compounds (GC/MS)

Analyte	Result	Qualifier	RL	MDL	Unit	D	Prepared	Analyzed	Dil Fac
Benzene	0.25	U	1.0	0.25	ug/L			08/31/19 11:02	1
Dichlorobromomethane	0.23	U	1.0	0.23	ug/L			08/31/19 11:02	1
Bromoform	1.1	U	5.0	1.1	ug/L			08/31/19 11:02	1
Bromomethane	2.5	J3 U	10	2.5	ug/L			08/31/19 11:02	1
Carbon tetrachloride	0.23	U	1.0	0.23	ug/L			08/31/19 11:02	1
Chlorobenzene	0.27	U	1.0	0.27	ug/L			08/31/19 11:02	1
Chloroethane	2.5	U	10	2.5	ug/L			08/31/19 11:02	1
Chloroform	0.29	U	1.0	0.29	ug/L			08/31/19 11:02	1
Chloromethane	0.76	U	2.0	0.76	ug/L			08/31/19 11:02	1
Chlorodibromomethane	0.31	U	3.0	0.31	ug/L			08/31/19 11:02	1
1,2-Dibromo-3-Chloropropane	2.5	U	10	2.5	ug/L			08/31/19 11:02	1
Ethylene Dibromide	0.27	U	1.0	0.27	ug/L			08/31/19 11:02	1
1,2-Dichlorobenzene	0.24	U	1.0	0.24	ug/L			08/31/19 11:02	1
1,3-Dichlorobenzene	0.26	U	1.0	0.26	ug/L			08/31/19 11:02	1
1,4-Dichlorobenzene	0.22	U	1.0	0.22	ug/L			08/31/19 11:02	1
Dichlorodifluoromethane	2.5	U	10	2.5	ug/L			08/31/19 11:02	1
1,1-Dichloroethane	0.32	U	1.0	0.32	ug/L			08/31/19 11:02	1
1,1-Dichloroethene	0.26	U	1.0	0.26	ug/L			08/31/19 11:02	1
1,2-Dichloroethane	0.31	U	1.0	0.31	ug/L			08/31/19 11:02	1
cis-1,2-Dichloroethene	0.32	U	1.0	0.32	ug/L			08/31/19 11:02	1
trans-1,2-Dichloroethene	0.39	U	2.0	0.39	ug/L			08/31/19 11:02	1
1,2-Dichloropropane	0.52	U	2.0	0.52	ug/L			08/31/19 11:02	1
cis-1,3-Dichloropropene	0.39	U	2.0	0.39	ug/L			08/31/19 11:02	1
trans-1,3-Dichloropropene	0.27	U	1.0	0.27	ug/L			08/31/19 11:02	1
Ethylbenzene	0.27	U	1.0	0.27	ug/L			08/31/19 11:02	1
Isopropylbenzene	0.52	U	2.0	0.52	ug/L			08/31/19 11:02	1
Methylene Chloride	1.4	U	10	1.4	ug/L			08/31/19 11:02	1
Styrene	0.49	U	2.0	0.49	ug/L			08/31/19 11:02	1
1,1,2,2-Tetrachloroethane	0.44	U	1.0	0.44	ug/L			08/31/19 11:02	1
Tetrachloroethene	0.50	U	2.0	0.50	ug/L			08/31/19 11:02	1
Toluene	0.24	U	1.0	0.24	ug/L			08/31/19 11:02	1
1,2,3-Trichlorobenzene	0.37	U	2.0	0.37	ug/L			08/31/19 11:02	1
1,2,4-Trichlorobenzene	0.58	U	2.0	0.58	ug/L			08/31/19 11:02	1
1,1,1-Trichloroethane	0.30	U	1.0	0.30	ug/L			08/31/19 11:02	1
1,1,2-Trichloroethane	0.29	U	1.0	0.29	ug/L			08/31/19 11:02	1
Trichloroethene	0.61	U	2.0	0.61	ug/L			08/31/19 11:02	1
Trichlorofluoromethane	0.49	U	5.0	0.49	ug/L			08/31/19 11:02	1
Vinyl chloride	0.26	U	1.0	0.26	ug/L			08/31/19 11:02	1
Acetone	3.0	U	20	3.0	ug/L			08/31/19 11:02	1
2-Butanone (MEK)	3.2	U	10	3.2	ug/L			08/31/19 11:02	1
4-Methyl-2-pentanone (MIBK)	4.0	U	15	4.0	ug/L			08/31/19 11:02	1
Carbon disulfide	0.35	U	2.0	0.35	ug/L			08/31/19 11:02	1
2-Hexanone	4.4	U	15	4.4	ug/L			08/31/19 11:02	1
Methyl tert-butyl ether	0.44	U	2.0	0.44	ug/L			08/31/19 11:02	1
Xylenes, Total	0.50	U	4.0	0.50	ug/L			08/31/19 11:02	1

Surrogate	*%Recovery*	*Qualifier*	*Limits*	*Prepared*	*Analyzed*	*Dil Fac*
4-Bromofluorobenzene	*97*		*70 - 130*		*08/31/19 11:02*	*1*
Dibromofluoromethane	*102*		*70 - 130*		*08/31/19 11:02*	*1*
Toluene-d8 (Surr)	*103*		*70 - 130*		*08/31/19 11:02*	*1*

Client: Envirologic International LTD.
Project/Site: Carnival Grand Port

Job ID: 660-96806-1

Client Sample ID: OW-10

Date Collected: 08/21/19 10:15
Date Received: 08/22/19 10:00

Lab Sample ID: 660-96806-2

Matrix: Water

Method: 8270D - PAHs by GC/MS (SIM)

Analyte	Result	Qualifier	RL	MDL	Unit	D	Prepared	Analyzed	Dil Fac
Naphthalene	1.3	U	3.8	1.3	ug/L		08/23/19 11:20	08/26/19 08:33	1
2-Methylnaphthalene	0.64	U	0.72	0.64	ug/L		08/23/19 11:20	08/26/19 08:33	1
1-Methylnaphthalene	0.62	U	0.72	0.62	ug/L		08/23/19 11:20	08/26/19 08:33	1
Acenaphthylene	0.077	U	0.48	0.077	ug/L		08/23/19 11:20	08/26/19 08:33	1
Acenaphthene	0.24	U	0.72	0.24	ug/L		08/23/19 11:20	08/26/19 08:33	1
Fluorene	0.24	U	0.72	0.24	ug/L		08/23/19 11:20	08/26/19 08:33	1
Phenanthrene	0.83	U	2.9	0.83	ug/L		08/23/19 11:20	08/26/19 08:33	1
Anthracene	0.086	U	0.48	0.086	ug/L		08/23/19 11:20	08/26/19 08:33	1
Fluoranthene	0.22	U	0.72	0.22	ug/L		08/23/19 11:20	08/26/19 08:33	1
Pyrene	0.21	U	0.48	0.21	ug/L		08/23/19 11:20	08/26/19 08:33	1
Benzo[a]anthracene	0.048	U	0.19	0.048	ug/L		08/23/19 11:20	08/26/19 08:33	1
Chrysene	0.065	U	0.48	0.065	ug/L		08/23/19 11:20	08/26/19 08:33	1
Benzo[b]fluoranthene	0.048	U	0.096	0.048	ug/L		08/23/19 11:20	08/26/19 08:33	1
Benzo[k]fluoranthene	0.080	U	0.48	0.080	ug/L		08/23/19 11:20	08/26/19 08:33	1
Benzo[a]pyrene	0.070	U	0.48	0.070	ug/L		08/23/19 11:20	08/26/19 08:33	1
Benzo[g,h,i]perylene	0.067	U	0.48	0.067	ug/L		08/23/19 11:20	08/26/19 08:33	1
Indeno[1,2,3-cd]pyrene	0.048	U	0.19	0.048	ug/L		08/23/19 11:20	08/26/19 08:33	1
Dibenz(a,h)anthracene	0.074	U	0.19	0.074	ug/L		08/23/19 11:20	08/26/19 08:33	1

Surrogate	*%Recovery*	*Qualifier*	*Limits*	*Prepared*	*Analyzed*	*Dil Fac*
2-methylnaphthalene-d10	*48*		*19 - 110*	*08/23/19 11:20*	*08/26/19 08:33*	*1*
Fluoranthene-d10	*59*		*35 - 140*	*08/23/19 11:20*	*08/26/19 08:33*	*1*

Method: FL-PRO Micro - Florida - Petroleum Range Organics (GC)

Analyte	Result	Qualifier	RL	MDL	Unit	D	Prepared	Analyzed	Dil Fac
Total Petroleum Hydrocarbons (C8-C40)	0.24	U	1.0	0.24	mg/L		08/26/19 07:32	08/26/19 13:10	1

Surrogate	*%Recovery*	*Qualifier*	*Limits*	*Prepared*	*Analyzed*	*Dil Fac*
o-Terphenyl	*98*		*66 - 139*	*08/26/19 07:32*	*08/26/19 13:10*	*1*
n-C39	*32*	*J1*	*40 - 129*	*08/26/19 07:32*	*08/26/19 13:10*	*1*

Method: 6010D - Metals (ICP) - Total Recoverable

Analyte	Result	Qualifier	RL	MDL	Unit	D	Prepared	Analyzed	Dil Fac
Silver	0.0015	U	0.010	0.0015	mg/L		08/23/19 07:14	08/23/19 15:23	1
Arsenic	0.0019	U	0.010	0.0019	mg/L		08/23/19 07:14	08/23/19 15:23	1
Barium	**0.0063**	**I**	0.010	0.00092	mg/L		08/23/19 07:14	08/23/19 15:23	1
Cadmium	0.00046	U	0.0040	0.00046	mg/L		08/23/19 07:14	08/23/19 15:23	1
Chromium	0.0011	U	0.010	0.0011	mg/L		08/23/19 07:14	08/23/19 15:23	1
Lead	0.0020	U	0.010	0.0020	mg/L		08/23/19 07:14	08/23/19 15:23	1
Selenium	0.0050	U	0.020	0.0050	mg/L		08/23/19 07:14	08/23/19 15:23	1

Method: 7470A - Mercury (CVAA)

Analyte	Result	Qualifier	RL	MDL	Unit	D	Prepared	Analyzed	Dil Fac
Mercury	0.076	U	0.30	0.076	ug/L		08/27/19 07:40	08/27/19 13:14	1

General Chemistry

Analyte	Result	Qualifier	RL	RL	Unit	D	Prepared	Analyzed	Dil Fac
Turbidity	**2.3**		0.50	0.50	NTU			08/22/19 12:35	1
Total Dissolved Solids	**1700**		20	20	mg/L			08/26/19 10:16	1

Client: Envirologic International LTD.
Project/Site: Carnival Grand Port

Job ID: 660-96806-1

Client Sample ID: OW-11

Date Collected: 08/21/19 11:45
Date Received: 08/22/19 10:00

Lab Sample ID: 660-96806-3

Matrix: Water

Method: 8260B - Volatile Organic Compounds (GC/MS)

Analyte	Result	Qualifier	RL	MDL	Unit	D	Prepared	Analyzed	Dil Fac
Benzene	0.25	U	1.0	0.25	ug/L			08/31/19 12:05	1
Dichlorobromomethane	0.23	U	1.0	0.23	ug/L			08/31/19 12:05	1
Bromoform	1.1	U	5.0	1.1	ug/L			08/31/19 12:05	1
Bromomethane	2.5	J3 U	10	2.5	ug/L			08/31/19 12:05	1
Carbon tetrachloride	0.23	U	1.0	0.23	ug/L			08/31/19 12:05	1
Chlorobenzene	0.27	U	1.0	0.27	ug/L			08/31/19 12:05	1
Chloroethane	2.5	U	10	2.5	ug/L			08/31/19 12:05	1
Chloroform	0.29	U	1.0	0.29	ug/L			08/31/19 12:05	1
Chloromethane	0.76	U	2.0	0.76	ug/L			08/31/19 12:05	1
Chlorodibromomethane	0.31	U	3.0	0.31	ug/L			08/31/19 12:05	1
1,2-Dibromo-3-Chloropropane	2.5	U	10	2.5	ug/L			08/31/19 12:05	1
Ethylene Dibromide	0.27	U	1.0	0.27	ug/L			08/31/19 12:05	1
1,2-Dichlorobenzene	0.24	U	1.0	0.24	ug/L			08/31/19 12:05	1
1,3-Dichlorobenzene	0.26	U	1.0	0.26	ug/L			08/31/19 12:05	1
1,4-Dichlorobenzene	0.22	U	1.0	0.22	ug/L			08/31/19 12:05	1
Dichlorodifluoromethane	2.5	U	10	2.5	ug/L			08/31/19 12:05	1
1,1-Dichloroethane	0.32	U	1.0	0.32	ug/L			08/31/19 12:05	1
1,1-Dichloroethene	0.26	U	1.0	0.26	ug/L			08/31/19 12:05	1
1,2-Dichloroethane	0.31	U	1.0	0.31	ug/L			08/31/19 12:05	1
cis-1,2-Dichloroethene	0.32	U	1.0	0.32	ug/L			08/31/19 12:05	1
trans-1,2-Dichloroethene	0.39	U	2.0	0.39	ug/L			08/31/19 12:05	1
1,2-Dichloropropane	0.52	U	2.0	0.52	ug/L			08/31/19 12:05	1
cis-1,3-Dichloropropene	0.39	U	2.0	0.39	ug/L			08/31/19 12:05	1
trans-1,3-Dichloropropene	0.27	U	1.0	0.27	ug/L			08/31/19 12:05	1
Ethylbenzene	0.27	U	1.0	0.27	ug/L			08/31/19 12:05	1
Isopropylbenzene	0.52	U	2.0	0.52	ug/L			08/31/19 12:05	1
Methylene Chloride	1.4	U	10	1.4	ug/L			08/31/19 12:05	1
Styrene	0.49	U	2.0	0.49	ug/L			08/31/19 12:05	1
1,1,2,2-Tetrachloroethane	0.44	U	1.0	0.44	ug/L			08/31/19 12:05	1
Tetrachloroethene	0.50	U	2.0	0.50	ug/L			08/31/19 12:05	1
Toluene	0.24	U	1.0	0.24	ug/L			08/31/19 12:05	1
1,2,3-Trichlorobenzene	0.37	U	2.0	0.37	ug/L			08/31/19 12:05	1
1,2,4-Trichlorobenzene	0.58	U	2.0	0.58	ug/L			08/31/19 12:05	1
1,1,1-Trichloroethane	0.30	U	1.0	0.30	ug/L			08/31/19 12:05	1
1,1,2-Trichloroethane	0.29	U	1.0	0.29	ug/L			08/31/19 12:05	1
Trichloroethene	0.61	U	2.0	0.61	ug/L			08/31/19 12:05	1
Trichlorofluoromethane	0.49	U	5.0	0.49	ug/L			08/31/19 12:05	1
Vinyl chloride	0.26	U	1.0	0.26	ug/L			08/31/19 12:05	1
Acetone	3.0	U	20	3.0	ug/L			08/31/19 12:05	1
2-Butanone (MEK)	3.2	U	10	3.2	ug/L			08/31/19 12:05	1
4-Methyl-2-pentanone (MIBK)	4.0	U	15	4.0	ug/L			08/31/19 12:05	1
Carbon disulfide	0.35	U	2.0	0.35	ug/L			08/31/19 12:05	1
2-Hexanone	4.4	U	15	4.4	ug/L			08/31/19 12:05	1
Methyl tert-butyl ether	0.44	U	2.0	0.44	ug/L			08/31/19 12:05	1
Xylenes, Total	0.50	U	4.0	0.50	ug/L			08/31/19 12:05	1

Surrogate	*%Recovery*	*Qualifier*	*Limits*	*Prepared*	*Analyzed*	*Dil Fac*
4-Bromofluorobenzene	*98*		*70 - 130*		*08/31/19 12:05*	*1*
Dibromofluoromethane	*101*		*70 - 130*		*08/31/19 12:05*	*1*
Toluene-d8 (Surr)	*104*		*70 - 130*		*08/31/19 12:05*	*1*

Client: Envirologic International LTD.
Project/Site: Carnival Grand Port

Job ID: 660-96806-1

Client Sample ID: OW-11

Date Collected: 08/21/19 11:45
Date Received: 08/22/19 10:00

Lab Sample ID: 660-96806-3

Matrix: Water

Method: 8270D - PAHs by GC/MS (SIM)

Analyte	Result	Qualifier	RL	MDL	Unit	D	Prepared	Analyzed	Dil Fac
Naphthalene	1.2	U	3.7	1.2	ug/L		08/23/19 11:20	08/26/19 11:23	1
2-Methylnaphthalene	0.62	U	0.69	0.62	ug/L		08/23/19 11:20	08/26/19 11:23	1
1-Methylnaphthalene	0.59	U	0.69	0.59	ug/L		08/23/19 11:20	08/26/19 11:23	1
Acenaphthylene	0.075	U	0.46	0.075	ug/L		08/23/19 11:20	08/26/19 11:23	1
Acenaphthene	0.23	U	0.69	0.23	ug/L		08/23/19 11:20	08/26/19 11:23	1
Fluorene	0.23	U	0.69	0.23	ug/L		08/23/19 11:20	08/26/19 11:23	1
Phenanthrene	0.80	U	2.8	0.80	ug/L		08/23/19 11:20	08/26/19 11:23	1
Anthracene	0.083	U	0.46	0.083	ug/L		08/23/19 11:20	08/26/19 11:23	1
Fluoranthene	0.22	U	0.69	0.22	ug/L		08/23/19 11:20	08/26/19 11:23	1
Pyrene	0.21	U	0.46	0.21	ug/L		08/23/19 11:20	08/26/19 11:23	1
Benzo[a]anthracene	0.046	U	0.19	0.046	ug/L		08/23/19 11:20	08/26/19 11:23	1
Chrysene	0.063	U	0.46	0.063	ug/L		08/23/19 11:20	08/26/19 11:23	1
Benzo[b]fluoranthene	0.046	U	0.093	0.046	ug/L		08/23/19 11:20	08/26/19 11:23	1
Benzo[k]fluoranthene	0.077	U	0.46	0.077	ug/L		08/23/19 11:20	08/26/19 11:23	1
Benzo[a]pyrene	0.067	U	0.46	0.067	ug/L		08/23/19 11:20	08/26/19 11:23	1
Benzo[g,h,i]perylene	0.064	U	0.46	0.064	ug/L		08/23/19 11:20	08/26/19 11:23	1
Indeno[1,2,3-cd]pyrene	0.046	U	0.19	0.046	ug/L		08/23/19 11:20	08/26/19 11:23	1
Dibenz(a,h)anthracene	0.071	U	0.19	0.071	ug/L		08/23/19 11:20	08/26/19 11:23	1

Surrogate	*%Recovery*	*Qualifier*	*Limits*	*Prepared*	*Analyzed*	*Dil Fac*
2-methylnaphthalene-d10	*41*		*19 - 110*	*08/23/19 11:20*	*08/26/19 11:23*	*1*
Fluoranthene-d10	*48*		*35 - 140*	*08/23/19 11:20*	*08/26/19 11:23*	*1*

Method: FL-PRO Micro - Florida - Petroleum Range Organics (GC)

Analyte	Result	Qualifier	RL	MDL	Unit	D	Prepared	Analyzed	Dil Fac
Total Petroleum Hydrocarbons (C8-C40)	0.24	U	1.0	0.24	mg/L		08/26/19 07:32	08/26/19 13:50	1

Surrogate	*%Recovery*	*Qualifier*	*Limits*	*Prepared*	*Analyzed*	*Dil Fac*
o-Terphenyl	*93*		*66 - 139*	*08/26/19 07:32*	*08/26/19 13:50*	*1*
n-C39	*27*	*J1*	*40 - 129*	*08/26/19 07:32*	*08/26/19 13:50*	*1*

Method: 6010D - Metals (ICP) - Total Recoverable

Analyte	Result	Qualifier	RL	MDL	Unit	D	Prepared	Analyzed	Dil Fac
Silver	0.0015	U	0.010	0.0015	mg/L		08/23/19 07:14	08/23/19 15:26	1
Arsenic	0.0019	U	0.010	0.0019	mg/L		08/23/19 07:14	08/23/19 15:26	1
Barium	**0.0050**	**I**	0.010	0.00092	mg/L		08/23/19 07:14	08/23/19 15:26	1
Cadmium	0.00046	U	0.0040	0.00046	mg/L		08/23/19 07:14	08/23/19 15:26	1
Chromium	0.0011	U	0.010	0.0011	mg/L		08/23/19 07:14	08/23/19 15:26	1
Lead	0.0020	U	0.010	0.0020	mg/L		08/23/19 07:14	08/23/19 15:26	1
Selenium	0.0050	U	0.020	0.0050	mg/L		08/23/19 07:14	08/23/19 15:26	1

Method: 7470A - Mercury (CVAA)

Analyte	Result	Qualifier	RL	MDL	Unit	D	Prepared	Analyzed	Dil Fac
Mercury	0.076	U	0.30	0.076	ug/L		08/27/19 07:40	08/27/19 13:16	1

General Chemistry

Analyte	Result	Qualifier	RL	RL	Unit	D	Prepared	Analyzed	Dil Fac
Turbidity	**0.76**		0.50	0.50	NTU			08/22/19 12:35	1
Total Dissolved Solids	**980**		20	20	mg/L			08/26/19 10:16	1

Client: Envirologic International LTD.
Project/Site: Carnival Grand Port

Job ID: 660-96806-1

Client Sample ID: OW-12
Date Collected: 08/21/19 13:05
Date Received: 08/22/19 10:00

Lab Sample ID: 660-96806-4
Matrix: Water

Method: 8260B - Volatile Organic Compounds (GC/MS)

Analyte	Result	Qualifier	RL	MDL	Unit	D	Prepared	Analyzed	Dil Fac
Benzene	0.25	U	1.0	0.25	ug/L			08/31/19 11:23	1
Dichlorobromomethane	0.23	U	1.0	0.23	ug/L			08/31/19 11:23	1
Bromoform	1.1	U	5.0	1.1	ug/L			08/31/19 11:23	1
Bromomethane	2.5	J3 U	10	2.5	ug/L			08/31/19 11:23	1
Carbon tetrachloride	0.23	U	1.0	0.23	ug/L			08/31/19 11:23	1
Chlorobenzene	0.27	U	1.0	0.27	ug/L			08/31/19 11:23	1
Chloroethane	2.5	U	10	2.5	ug/L			08/31/19 11:23	1
Chloroform	0.29	U	1.0	0.29	ug/L			08/31/19 11:23	1
Chloromethane	0.76	U	2.0	0.76	ug/L			08/31/19 11:23	1
Chlorodibromomethane	0.31	U	3.0	0.31	ug/L			08/31/19 11:23	1
1,2-Dibromo-3-Chloropropane	2.5	U	10	2.5	ug/L			08/31/19 11:23	1
Ethylene Dibromide	0.27	U	1.0	0.27	ug/L			08/31/19 11:23	1
1,2-Dichlorobenzene	0.24	U	1.0	0.24	ug/L			08/31/19 11:23	1
1,3-Dichlorobenzene	0.26	U	1.0	0.26	ug/L			08/31/19 11:23	1
1,4-Dichlorobenzene	0.22	U	1.0	0.22	ug/L			08/31/19 11:23	1
Dichlorodifluoromethane	2.5	U	10	2.5	ug/L			08/31/19 11:23	1
1,1-Dichloroethane	0.32	U	1.0	0.32	ug/L			08/31/19 11:23	1
1,1-Dichloroethene	0.26	U	1.0	0.26	ug/L			08/31/19 11:23	1
1,2-Dichloroethane	0.31	U	1.0	0.31	ug/L			08/31/19 11:23	1
cis-1,2-Dichloroethene	0.32	U	1.0	0.32	ug/L			08/31/19 11:23	1
trans-1,2-Dichloroethene	0.39	U	2.0	0.39	ug/L			08/31/19 11:23	1
1,2-Dichloropropane	0.52	U	2.0	0.52	ug/L			08/31/19 11:23	1
cis-1,3-Dichloropropene	0.39	U	2.0	0.39	ug/L			08/31/19 11:23	1
trans-1,3-Dichloropropene	0.27	U	1.0	0.27	ug/L			08/31/19 11:23	1
Ethylbenzene	0.27	U	1.0	0.27	ug/L			08/31/19 11:23	1
Isopropylbenzene	0.52	U	2.0	0.52	ug/L			08/31/19 11:23	1
Methylene Chloride	1.4	U	10	1.4	ug/L			08/31/19 11:23	1
Styrene	0.49	U	2.0	0.49	ug/L			08/31/19 11:23	1
1,1,2,2-Tetrachloroethane	0.44	U	1.0	0.44	ug/L			08/31/19 11:23	1
Tetrachloroethene	0.50	U	2.0	0.50	ug/L			08/31/19 11:23	1
Toluene	0.24	U	1.0	0.24	ug/L			08/31/19 11:23	1
1,2,3-Trichlorobenzene	0.37	U	2.0	0.37	ug/L			08/31/19 11:23	1
1,2,4-Trichlorobenzene	0.58	U	2.0	0.58	ug/L			08/31/19 11:23	1
1,1,1-Trichloroethane	0.30	U	1.0	0.30	ug/L			08/31/19 11:23	1
1,1,2-Trichloroethane	0.29	U	1.0	0.29	ug/L			08/31/19 11:23	1
Trichloroethene	0.61	U	2.0	0.61	ug/L			08/31/19 11:23	1
Trichlorofluoromethane	0.49	U	5.0	0.49	ug/L			08/31/19 11:23	1
Vinyl chloride	0.26	U	1.0	0.26	ug/L			08/31/19 11:23	1
Acetone	3.0	U	20	3.0	ug/L			08/31/19 11:23	1
2-Butanone (MEK)	3.2	U	10	3.2	ug/L			08/31/19 11:23	1
4-Methyl-2-pentanone (MIBK)	4.0	U	15	4.0	ug/L			08/31/19 11:23	1
Carbon disulfide	0.35	U	2.0	0.35	ug/L			08/31/19 11:23	1
2-Hexanone	4.4	U	15	4.4	ug/L			08/31/19 11:23	1
Methyl tert-butyl ether	0.44	U	2.0	0.44	ug/L			08/31/19 11:23	1
Xylenes, Total	0.50	U	4.0	0.50	ug/L			08/31/19 11:23	1

Surrogate	*%Recovery*	*Qualifier*	*Limits*	*Prepared*	*Analyzed*	*Dil Fac*
4-Bromofluorobenzene	*97*		*70 - 130*		*08/31/19 11:23*	*1*
Dibromofluoromethane	*101*		*70 - 130*		*08/31/19 11:23*	*1*
Toluene-d8 (Surr)	*102*		*70 - 130*		*08/31/19 11:23*	*1*

Client: Envirologic International LTD.
Project/Site: Carnival Grand Port

Job ID: 660-96806-1

Client Sample ID: OW-12

Date Collected: 08/21/19 13:05
Date Received: 08/22/19 10:00

Lab Sample ID: 660-96806-4

Matrix: Water

Method: 8270D - PAHs by GC/MS (SIM)

Analyte	Result	Qualifier	RL	MDL	Unit	D	Prepared	Analyzed	Dil Fac
Naphthalene	1.2	U	3.7	1.2	ug/L		08/23/19 11:20	08/26/19 11:44	1
2-Methylnaphthalene	0.62	U	0.69	0.62	ug/L		08/23/19 11:20	08/26/19 11:44	1
1-Methylnaphthalene	0.59	U	0.69	0.59	ug/L		08/23/19 11:20	08/26/19 11:44	1
Acenaphthylene	0.075	U	0.46	0.075	ug/L		08/23/19 11:20	08/26/19 11:44	1
Acenaphthene	0.23	U	0.69	0.23	ug/L		08/23/19 11:20	08/26/19 11:44	1
Fluorene	0.23	U	0.69	0.23	ug/L		08/23/19 11:20	08/26/19 11:44	1
Phenanthrene	0.80	U	2.8	0.80	ug/L		08/23/19 11:20	08/26/19 11:44	1
Anthracene	0.083	U	0.46	0.083	ug/L		08/23/19 11:20	08/26/19 11:44	1
Fluoranthene	0.22	U	0.69	0.22	ug/L		08/23/19 11:20	08/26/19 11:44	1
Pyrene	0.21	U	0.46	0.21	ug/L		08/23/19 11:20	08/26/19 11:44	1
Benzo[a]anthracene	0.046	U	0.19	0.046	ug/L		08/23/19 11:20	08/26/19 11:44	1
Chrysene	0.063	U	0.46	0.063	ug/L		08/23/19 11:20	08/26/19 11:44	1
Benzo[b]fluoranthene	0.046	U	0.093	0.046	ug/L		08/23/19 11:20	08/26/19 11:44	1
Benzo[k]fluoranthene	0.077	U	0.46	0.077	ug/L		08/23/19 11:20	08/26/19 11:44	1
Benzo[a]pyrene	0.067	U	0.46	0.067	ug/L		08/23/19 11:20	08/26/19 11:44	1
Benzo[g,h,i]perylene	0.064	U	0.46	0.064	ug/L		08/23/19 11:20	08/26/19 11:44	1
Indeno[1,2,3-cd]pyrene	0.046	U	0.19	0.046	ug/L		08/23/19 11:20	08/26/19 11:44	1
Dibenz(a,h)anthracene	0.071	U	0.19	0.071	ug/L		08/23/19 11:20	08/26/19 11:44	1

Surrogate	*%Recovery*	*Qualifier*	*Limits*	*Prepared*	*Analyzed*	*Dil Fac*
2-methylnaphthalene-d10	*48*		*19 - 110*	*08/23/19 11:20*	*08/26/19 11:44*	*1*
Fluoranthene-d10	*54*		*35 - 140*	*08/23/19 11:20*	*08/26/19 11:44*	*1*

Method: FL-PRO Micro - Florida - Petroleum Range Organics (GC)

Analyte	Result	Qualifier	RL	MDL	Unit	D	Prepared	Analyzed	Dil Fac
Total Petroleum Hydrocarbons (C8-C40)	0.24	U	1.0	0.24	mg/L		08/26/19 07:32	08/26/19 14:10	1

Surrogate	*%Recovery*	*Qualifier*	*Limits*	*Prepared*	*Analyzed*	*Dil Fac*
o-Terphenyl	*96*		*66 - 139*	*08/26/19 07:32*	*08/26/19 14:10*	*1*
n-C39	*29*	*J1*	*40 - 129*	*08/26/19 07:32*	*08/26/19 14:10*	*1*

Method: 6010D - Metals (ICP) - Total Recoverable

Analyte	Result	Qualifier	RL	MDL	Unit	D	Prepared	Analyzed	Dil Fac
Silver	0.0015	U	0.010	0.0015	mg/L		08/23/19 07:14	08/23/19 15:29	1
Arsenic	0.0019	U	0.010	0.0019	mg/L		08/23/19 07:14	08/23/19 15:29	1
Barium	**0.0043**	**I**	0.010	0.00092	mg/L		08/23/19 07:14	08/23/19 15:29	1
Cadmium	0.00046	U	0.0040	0.00046	mg/L		08/23/19 07:14	08/23/19 15:29	1
Chromium	**0.019**		0.010	0.0011	mg/L		08/23/19 07:14	08/23/19 15:29	1
Lead	0.0020	U	0.010	0.0020	mg/L		08/23/19 07:14	08/23/19 15:29	1
Selenium	0.0050	U	0.020	0.0050	mg/L		08/23/19 07:14	08/23/19 15:29	1

Method: 7470A - Mercury (CVAA)

Analyte	Result	Qualifier	RL	MDL	Unit	D	Prepared	Analyzed	Dil Fac
Mercury	0.076	U	0.30	0.076	ug/L		08/27/19 07:40	08/27/19 13:18	1

General Chemistry

Analyte	Result	Qualifier	RL	RL	Unit	D	Prepared	Analyzed	Dil Fac
Turbidity	0.50	U	0.50	0.50	NTU			08/22/19 12:35	1
Total Dissolved Solids	**630**		20	20	mg/L			08/26/19 10:16	1

Client: Envirologic International LTD.
Project/Site: Carnival Grand Port

Job ID: 660-96806-1

Method: 8260B - Volatile Organic Compounds (GC/MS)

Lab Sample ID: MB 660-215056/6
Matrix: Water
Analysis Batch: 215056

Client Sample ID: Method Blank
Prep Type: Total/NA

Analyte	MB Result	MB Qualifier	RL	MDL	Unit	D	Prepared	Analyzed	Dil Fac
Benzene	0.25	U	1.0	0.25	ug/L			08/31/19 10:05	1
Dichlorobromomethane	0.23	U	1.0	0.23	ug/L			08/31/19 10:05	1
Bromoform	1.1	U	5.0	1.1	ug/L			08/31/19 10:05	1
Bromomethane	2.5	U	10	2.5	ug/L			08/31/19 10:05	1
Carbon tetrachloride	0.23	U	1.0	0.23	ug/L			08/31/19 10:05	1
Chlorobenzene	0.27	U	1.0	0.27	ug/L			08/31/19 10:05	1
Chloroethane	2.5	U	10	2.5	ug/L			08/31/19 10:05	1
Chloroform	0.29	U	1.0	0.29	ug/L			08/31/19 10:05	1
Chloromethane	0.76	U	2.0	0.76	ug/L			08/31/19 10:05	1
Chlorodibromomethane	0.31	U	3.0	0.31	ug/L			08/31/19 10:05	1
1,2-Dibromo-3-Chloropropane	2.5	U	10	2.5	ug/L			08/31/19 10:05	1
Ethylene Dibromide	0.27	U	1.0	0.27	ug/L			08/31/19 10:05	1
1,2-Dichlorobenzene	0.24	U	1.0	0.24	ug/L			08/31/19 10:05	1
1,3-Dichlorobenzene	0.26	U	1.0	0.26	ug/L			08/31/19 10:05	1
1,4-Dichlorobenzene	0.22	U	1.0	0.22	ug/L			08/31/19 10:05	1
Dichlorodifluoromethane	2.5	U	10	2.5	ug/L			08/31/19 10:05	1
1,1-Dichloroethane	0.32	U	1.0	0.32	ug/L			08/31/19 10:05	1
1,1-Dichloroethene	0.26	U	1.0	0.26	ug/L			08/31/19 10:05	1
1,2-Dichloroethane	0.31	U	1.0	0.31	ug/L			08/31/19 10:05	1
cis-1,2-Dichloroethene	0.32	U	1.0	0.32	ug/L			08/31/19 10:05	1
trans-1,2-Dichloroethene	0.39	U	2.0	0.39	ug/L			08/31/19 10:05	1
1,2-Dichloropropane	0.52	U	2.0	0.52	ug/L			08/31/19 10:05	1
cis-1,3-Dichloropropene	0.39	U	2.0	0.39	ug/L			08/31/19 10:05	1
trans-1,3-Dichloropropene	0.27	U	1.0	0.27	ug/L			08/31/19 10:05	1
Ethylbenzene	0.27	U	1.0	0.27	ug/L			08/31/19 10:05	1
Isopropylbenzene	0.52	U	2.0	0.52	ug/L			08/31/19 10:05	1
Methylene Chloride	1.4	U	10	1.4	ug/L			08/31/19 10:05	1
Styrene	0.49	U	2.0	0.49	ug/L			08/31/19 10:05	1
1,1,2,2-Tetrachloroethane	0.44	U	1.0	0.44	ug/L			08/31/19 10:05	1
Tetrachloroethene	0.50	U	2.0	0.50	ug/L			08/31/19 10:05	1
Toluene	0.24	U	1.0	0.24	ug/L			08/31/19 10:05	1
1,2,3-Trichlorobenzene	0.37	U	2.0	0.37	ug/L			08/31/19 10:05	1
1,2,4-Trichlorobenzene	0.58	U	2.0	0.58	ug/L			08/31/19 10:05	1
1,1,1-Trichloroethane	0.30	U	1.0	0.30	ug/L			08/31/19 10:05	1
1,1,2-Trichloroethane	0.29	U	1.0	0.29	ug/L			08/31/19 10:05	1
Trichloroethene	0.61	U	2.0	0.61	ug/L			08/31/19 10:05	1
Trichlorofluoromethane	0.49	U	5.0	0.49	ug/L			08/31/19 10:05	1
Vinyl chloride	0.26	U	1.0	0.26	ug/L			08/31/19 10:05	1
Acetone	3.0	U	20	3.0	ug/L			08/31/19 10:05	1
2-Butanone (MEK)	3.2	U	10	3.2	ug/L			08/31/19 10:05	1
4-Methyl-2-pentanone (MIBK)	4.0	U	15	4.0	ug/L			08/31/19 10:05	1
Carbon disulfide	0.35	U	2.0	0.35	ug/L			08/31/19 10:05	1
2-Hexanone	4.4	U	15	4.4	ug/L			08/31/19 10:05	1
Methyl tert-butyl ether	0.44	U	2.0	0.44	ug/L			08/31/19 10:05	1
Xylenes, Total	0.50	U	4.0	0.50	ug/L			08/31/19 10:05	1

Surrogate	*MB %Recovery*	*MB Qualifier*	*Limits*	*Prepared*	*Analyzed*	*Dil Fac*
4-Bromofluorobenzene	*95*		*70 - 130*		*08/31/19 10:05*	*1*

Method: 8260B - Volatile Organic Compounds (GC/MS) (Continued)

Lab Sample ID: MB 660-215056/6
Matrix: Water
Analysis Batch: 215056

Client Sample ID: Method Blank
Prep Type: Total/NA

Surrogate	MB %Recovery	MB Qualifier	Limits	Prepared	Analyzed	Dil Fac
Dibromofluoromethane	102		70 - 130		08/31/19 10:05	1
Toluene-d8 (Surr)	103		70 - 130		08/31/19 10:05	1

Lab Sample ID: LCS 660-215056/4
Matrix: Water
Analysis Batch: 215056

Client Sample ID: Lab Control Sample
Prep Type: Total/NA

Analyte	Spike Added	LCS Result	LCS Qualifier	Unit	D	%Rec	%Rec. Limits
Benzene	10.0	9.77		ug/L		98	66 - 131
Dichlorobromomethane	10.0	9.82		ug/L		98	62 - 122
Bromoform	10.0	7.51		ug/L		75	59 - 119
Bromomethane	10.0	3.15	I J3	ug/L		31	37 - 137
Carbon tetrachloride	10.0	8.22		ug/L		82	62 - 124
Chlorobenzene	10.0	9.16		ug/L		92	67 - 130
Chloroethane	10.0	9.52	I	ug/L		95	49 - 150
Chloroform	10.0	9.87		ug/L		99	77 - 119
Chloromethane	10.0	9.23		ug/L		92	52 - 137
Chlorodibromomethane	10.0	9.47		ug/L		95	58 - 124
1,2-Dibromo-3-Chloropropane	10.0	7.81	I	ug/L		78	54 - 133
Ethylene Dibromide	10.0	9.80		ug/L		98	63 - 124
1,2-Dichlorobenzene	10.0	10.2		ug/L		102	69 - 133
1,3-Dichlorobenzene	10.0	9.72		ug/L		97	68 - 130
1,4-Dichlorobenzene	10.0	9.62		ug/L		96	69 - 133
Dichlorodifluoromethane	10.0	6.54	I	ug/L		65	23 - 150
1,1-Dichloroethane	10.0	10.1		ug/L		101	68 - 130
1,1-Dichloroethene	10.0	8.80		ug/L		88	62 - 133
1,2-Dichloroethane	10.0	9.14		ug/L		91	64 - 124
cis-1,2-Dichloroethene	10.0	9.98		ug/L		100	69 - 133
trans-1,2-Dichloroethene	10.0	9.32		ug/L		93	67 - 130
1,2-Dichloropropane	10.0	10.3		ug/L		103	79 - 130
cis-1,3-Dichloropropene	10.0	10.6		ug/L		106	68 - 130
trans-1,3-Dichloropropene	10.0	9.82		ug/L		98	57 - 121
Ethylbenzene	10.0	9.03		ug/L		90	77 - 117
Isopropylbenzene	10.0	9.35		ug/L		94	66 - 130
Methylene Chloride	10.0	10.7		ug/L		107	64 - 124
Styrene	10.0	8.82		ug/L		88	65 - 130
1,1,2,2-Tetrachloroethane	10.0	9.63		ug/L		96	67 - 130
Tetrachloroethene	10.0	9.49		ug/L		95	59 - 130
Toluene	10.0	9.75		ug/L		98	71 - 119
1,2,3-Trichlorobenzene	10.0	11.2		ug/L		112	69 - 129
1,2,4-Trichlorobenzene	10.0	10.7		ug/L		107	67 - 130
1,1,1-Trichloroethane	10.0	8.65		ug/L		86	64 - 124
1,1,2-Trichloroethane	10.0	10.6		ug/L		106	68 - 130
Trichloroethene	10.0	9.16		ug/L		92	65 - 130
Trichlorofluoromethane	10.0	7.72		ug/L		77	56 - 135
Vinyl chloride	10.0	8.62		ug/L		86	59 - 130
Acetone	100	107		ug/L		107	45 - 150
2-Butanone (MEK)	100	105		ug/L		105	46 - 146

Method: 8260B - Volatile Organic Compounds (GC/MS) (Continued)

Lab Sample ID: LCS 660-215056/4
Matrix: Water
Analysis Batch: 215056

Client Sample ID: Lab Control Sample
Prep Type: Total/NA

Analyte	Spike Added	LCS Result	LCS Qualifier	Unit	D	%Rec	%Rec. Limits
4-Methyl-2-pentanone (MIBK)	100	114		ug/L		114	46 - 146
Carbon disulfide	10.0	7.23		ug/L		72	52 - 129
2-Hexanone	100	106		ug/L		106	47 - 147
Methyl tert-butyl ether	10.0	10.3		ug/L		103	63 - 123

Surrogate	*LCS %Recovery*	*LCS Qualifier*	*Limits*
4-Bromofluorobenzene	*100*		*70 - 130*
Dibromofluoromethane	*101*		*70 - 130*
Toluene-d8 (Surr)	*102*		*70 - 130*

Lab Sample ID: 660-96806-2 MS
Matrix: Water
Analysis Batch: 215056

Client Sample ID: OW-10
Prep Type: Total/NA

Analyte	Sample Result	Sample Qualifier	Spike Added	MS Result	MS Qualifier	Unit	D	%Rec	%Rec. Limits
Benzene	0.25	U	10.0	11.0		ug/L		110	66 - 131
Dichlorobromomethane	0.23	U	10.0	9.94		ug/L		99	62 - 122
Bromoform	1.1	U	10.0	7.56		ug/L		76	59 - 119
Bromomethane	2.5	U J3	10.0	3.29	I J3	ug/L		33	37 - 137
Carbon tetrachloride	0.23	U	10.0	10.5		ug/L		105	62 - 124
Chlorobenzene	0.27	U	10.0	9.98		ug/L		100	67 - 130
Chloroethane	2.5	U	10.0	11.0		ug/L		110	49 - 150
Chloroform	0.29	U	10.0	11.0		ug/L		110	77 - 119
Chloromethane	0.76	U	10.0	8.84		ug/L		88	52 - 137
Chlorodibromomethane	0.31	U	10.0	9.10		ug/L		91	58 - 124
1,2-Dibromo-3-Chloropropane	2.5	U	10.0	7.79	I	ug/L		78	54 - 133
Ethylene Dibromide	0.27	U	10.0	10.2		ug/L		102	63 - 124
1,2-Dichlorobenzene	0.24	U	10.0	10.3		ug/L		103	69 - 133
1,3-Dichlorobenzene	0.26	U	10.0	10.3		ug/L		103	68 - 130
1,4-Dichlorobenzene	0.22	U	10.0	10.1		ug/L		101	69 - 133
Dichlorodifluoromethane	2.5	U	10.0	8.81	I	ug/L		88	23 - 150
1,1-Dichloroethane	0.32	U	10.0	11.5		ug/L		115	68 - 130
1,1-Dichloroethene	0.26	U	10.0	10.9		ug/L		109	62 - 133
1,2-Dichloroethane	0.31	U	10.0	9.91		ug/L		99	64 - 124
cis-1,2-Dichloroethene	0.32	U	10.0	10.8		ug/L		108	69 - 133
trans-1,2-Dichloroethene	0.39	U	10.0	10.6		ug/L		106	67 - 130
1,2-Dichloropropane	0.52	U	10.0	10.9		ug/L		109	79 - 130
cis-1,3-Dichloropropene	0.39	U	10.0	11.3		ug/L		113	68 - 130
trans-1,3-Dichloropropene	0.27	U	10.0	10.1		ug/L		101	57 - 121
Ethylbenzene	0.27	U	10.0	9.85		ug/L		99	77 - 117
Isopropylbenzene	0.52	U	10.0	11.1		ug/L		111	66 - 130
Methylene Chloride	1.4	U	10.0	10.5		ug/L		105	64 - 124
Styrene	0.49	U	10.0	9.61		ug/L		96	65 - 130
1,1,2,2-Tetrachloroethane	0.44	U	10.0	10.2		ug/L		102	67 - 130
Tetrachloroethene	0.50	U	10.0	11.6		ug/L		116	59 - 130
Toluene	0.24	U	10.0	11.1		ug/L		111	71 - 119
1,2,3-Trichlorobenzene	0.37	U	10.0	10.2		ug/L		102	69 - 129
1,2,4-Trichlorobenzene	0.58	U	10.0	10.4		ug/L		104	67 - 130

Method: 8260B - Volatile Organic Compounds (GC/MS) (Continued)

Lab Sample ID: 660-96806-2 MS
Matrix: Water
Analysis Batch: 215056

Client Sample ID: OW-10
Prep Type: Total/NA

Analyte	Sample Result	Sample Qualifier	Spike Added	MS Result	MS Qualifier	Unit	D	%Rec	%Rec. Limits
1,1,1-Trichloroethane	0.30	U	10.0	10.6		ug/L		106	64 - 124
1,1,2-Trichloroethane	0.29	U	10.0	11.4		ug/L		114	68 - 130
Trichloroethene	0.61	U	10.0	10.7		ug/L		107	65 - 130
Trichlorofluoromethane	0.49	U	10.0	10.5		ug/L		105	56 - 135
Vinyl chloride	0.26	U	10.0	10.6		ug/L		106	59 - 130
Acetone	3.0	U	100	110		ug/L		110	45 - 150
2-Butanone (MEK)	3.2	U	100	111		ug/L		111	46 - 146
4-Methyl-2-pentanone (MIBK)	4.0	U	100	125		ug/L		125	46 - 146
Carbon disulfide	0.35	U	10.0	8.51		ug/L		85	52 - 129
2-Hexanone	4.4	U	100	110		ug/L		110	47 - 147
Methyl tert-butyl ether	0.44	U	10.0	11.2		ug/L		112	63 - 123

Surrogate	*MS %Recovery*	*MS Qualifier*	*Limits*
4-Bromofluorobenzene	*102*		*70 - 130*
Dibromofluoromethane	*101*		*70 - 130*
Toluene-d8 (Surr)	*103*		*70 - 130*

Lab Sample ID: 660-96806-1 DU
Matrix: Water
Analysis Batch: 215056

Client Sample ID: OW-5
Prep Type: Total/NA

Analyte	Sample Result	Sample Qualifier	DU Result	DU Qualifier	Unit	D	RPD	RPD Limit
Benzene	0.25	U	0.25	U	ug/L		NC	30
Dichlorobromomethane	0.23	U	0.23	U	ug/L		NC	30
Bromoform	1.1	U	1.1	U	ug/L		NC	30
Bromomethane	2.5	U J3	2.5	J3 U	ug/L		NC	30
Carbon tetrachloride	0.23	U	0.23	U	ug/L		NC	30
Chlorobenzene	0.27	U	0.27	U	ug/L		NC	30
Chloroethane	2.5	U	2.5	U	ug/L		NC	30
Chloroform	0.29	U	0.29	U	ug/L		NC	30
Chloromethane	0.76	U	0.76	U	ug/L		NC	30
Chlorodibromomethane	0.31	U	0.31	U	ug/L		NC	30
1,2-Dibromo-3-Chloropropane	2.5	U	2.5	U	ug/L		NC	30
Ethylene Dibromide	0.27	U	0.27	U	ug/L		NC	30
1,2-Dichlorobenzene	0.24	U	0.24	U	ug/L		NC	30
1,3-Dichlorobenzene	0.26	U	0.26	U	ug/L		NC	30
1,4-Dichlorobenzene	0.22	U	0.22	U	ug/L		NC	30
Dichlorodifluoromethane	2.5	U	2.5	U	ug/L		NC	30
1,1-Dichloroethane	0.32	U	0.32	U	ug/L		NC	30
1,1-Dichloroethene	0.26	U	0.26	U	ug/L		NC	30
1,2-Dichloroethane	0.31	U	0.31	U	ug/L		NC	30
cis-1,2-Dichloroethene	0.32	U	0.32	U	ug/L		NC	30
trans-1,2-Dichloroethene	0.39	U	0.39	U	ug/L		NC	30
1,2-Dichloropropane	0.52	U	0.52	U	ug/L		NC	30
cis-1,3-Dichloropropene	0.39	U	0.39	U	ug/L		NC	30
trans-1,3-Dichloropropene	0.27	U	0.27	U	ug/L		NC	30
Ethylbenzene	0.27	U	0.27	U	ug/L		NC	30
Isopropylbenzene	0.52	U	0.52	U	ug/L		NC	30

Method: 8260B - Volatile Organic Compounds (GC/MS) (Continued)

Lab Sample ID: 660-96806-1 DU
Matrix: Water
Analysis Batch: 215056

Client Sample ID: OW-5
Prep Type: Total/NA

Analyte	Sample Result	Sample Qualifier	DU Result	DU Qualifier	Unit	D	RPD	RPD Limit
Methylene Chloride	1.4	U	1.4	U	ug/L		NC	30
Styrene	0.49	U	0.49	U	ug/L		NC	30
1,1,2,2-Tetrachloroethane	0.44	U	0.44	U	ug/L		NC	30
Tetrachloroethene	0.50	U	0.50	U	ug/L		NC	30
Toluene	0.24	U	0.24	U	ug/L		NC	30
1,2,3-Trichlorobenzene	0.37	U	0.37	U	ug/L		NC	30
1,2,4-Trichlorobenzene	0.58	U	0.58	U	ug/L		NC	30
1,1,1-Trichloroethane	0.30	U	0.30	U	ug/L		NC	30
1,1,2-Trichloroethane	0.29	U	0.29	U	ug/L		NC	30
Trichloroethene	0.61	U	0.61	U	ug/L		NC	30
Trichlorofluoromethane	0.49	U	0.49	U	ug/L		NC	30
Vinyl chloride	0.26	U	0.26	U	ug/L		NC	30
Acetone	3.0	U	3.0	U	ug/L		NC	30
2-Butanone (MEK)	3.2	U	3.2	U	ug/L		NC	30
4-Methyl-2-pentanone (MIBK)	4.0	U	4.0	U	ug/L		NC	30
Carbon disulfide	0.35	U	0.35	U	ug/L		NC	30
2-Hexanone	4.4	U	4.4	U	ug/L		NC	30
Methyl tert-butyl ether	0.44	U	0.44	U	ug/L		NC	30
Xylenes, Total	0.50	U	0.50	U	ug/L		NC	30

Surrogate	*DU %Recovery*	*DU Qualifier*	*Limits*
4-Bromofluorobenzene	*96*		*70 - 130*
Dibromofluoromethane	*101*		*70 - 130*
Toluene-d8 (Surr)	*104*		*70 - 130*

Method: 8270D - PAHs by GC/MS (SIM)

Lab Sample ID: MB 660-214745/1-A
Matrix: Water
Analysis Batch: 214793

Client Sample ID: Method Blank
Prep Type: Total/NA
Prep Batch: 214745

Analyte	MB Result	MB Qualifier	RL	MDL	Unit	D	Prepared	Analyzed	Dil Fac
Naphthalene	1.3	U	4.0	1.3	ug/L		08/23/19 11:20	08/26/19 07:13	1
2-Methylnaphthalene	0.67	U	0.75	0.67	ug/L		08/23/19 11:20	08/26/19 07:13	1
1-Methylnaphthalene	0.64	U	0.75	0.64	ug/L		08/23/19 11:20	08/26/19 07:13	1
Acenaphthylene	0.081	U	0.50	0.081	ug/L		08/23/19 11:20	08/26/19 07:13	1
Acenaphthene	0.25	U	0.75	0.25	ug/L		08/23/19 11:20	08/26/19 07:13	1
Fluorene	0.25	U	0.75	0.25	ug/L		08/23/19 11:20	08/26/19 07:13	1
Phenanthrene	0.86	U	3.0	0.86	ug/L		08/23/19 11:20	08/26/19 07:13	1
Anthracene	0.090	U	0.50	0.090	ug/L		08/23/19 11:20	08/26/19 07:13	1
Fluoranthene	0.23	U	0.75	0.23	ug/L		08/23/19 11:20	08/26/19 07:13	1
Pyrene	0.22	U	0.50	0.22	ug/L		08/23/19 11:20	08/26/19 07:13	1
Benzo[a]anthracene	0.050	U	0.20	0.050	ug/L		08/23/19 11:20	08/26/19 07:13	1
Chrysene	0.068	U	0.50	0.068	ug/L		08/23/19 11:20	08/26/19 07:13	1
Benzo[b]fluoranthene	0.050	U	0.10	0.050	ug/L		08/23/19 11:20	08/26/19 07:13	1
Benzo[k]fluoranthene	0.083	U	0.50	0.083	ug/L		08/23/19 11:20	08/26/19 07:13	1
Benzo[a]pyrene	0.073	U	0.50	0.073	ug/L		08/23/19 11:20	08/26/19 07:13	1
Benzo[g,h,i]perylene	0.070	U	0.50	0.070	ug/L		08/23/19 11:20	08/26/19 07:13	1
Indeno[1,2,3-cd]pyrene	0.050	U	0.20	0.050	ug/L		08/23/19 11:20	08/26/19 07:13	1

Method: 8270D - PAHs by GC/MS (SIM) (Continued)

Lab Sample ID: MB 660-214745/1-A
Matrix: Water
Analysis Batch: 214793

Client Sample ID: Method Blank
Prep Type: Total/NA
Prep Batch: 214745

Analyte	MB Result	MB Qualifier	RL	MDL	Unit	D	Prepared	Analyzed	Dil Fac
Dibenz(a,h)anthracene	0.077	U	0.20	0.077	ug/L		08/23/19 11:20	08/26/19 07:13	1

Surrogate	*MB %Recovery*	*MB Qualifier*	*Limits*	*Prepared*	*Analyzed*	*Dil Fac*
2-methylnaphthalene-d10	*67*		*19 - 110*	*08/23/19 11:20*	*08/26/19 07:13*	*1*
Fluoranthene-d10	*76*		*35 - 140*	*08/23/19 11:20*	*08/26/19 07:13*	*1*

Lab Sample ID: LCS 660-214745/2-A
Matrix: Water
Analysis Batch: 214793

Client Sample ID: Lab Control Sample
Prep Type: Total/NA
Prep Batch: 214745

Analyte	Spike Added	LCS Result	LCS Qualifier	Unit	D	%Rec	%Rec. Limits
Naphthalene	20.0	8.95		ug/L		45	32 - 110
2-Methylnaphthalene	20.0	9.34		ug/L		47	30 - 110
1-Methylnaphthalene	20.0	9.16		ug/L		46	31 - 110
Acenaphthylene	20.0	9.59		ug/L		48	35 - 110
Acenaphthene	20.0	9.48		ug/L		47	35 - 110
Fluorene	20.0	9.26		ug/L		46	38 - 110
Phenanthrene	20.0	10.4		ug/L		52	39 - 110
Anthracene	20.0	10.3		ug/L		51	38 - 110
Fluoranthene	20.0	11.5		ug/L		57	41 - 110
Pyrene	20.0	11.4		ug/L		57	46 - 110
Benzo[a]anthracene	20.0	10.3		ug/L		52	47 - 110
Chrysene	20.0	11.1		ug/L		55	48 - 110
Benzo[b]fluoranthene	20.0	10.9		ug/L		55	47 - 110
Benzo[k]fluoranthene	20.0	11.7		ug/L		59	44 - 110
Benzo[a]pyrene	20.0	10.6		ug/L		53	45 - 110
Benzo[g,h,i]perylene	20.0	11.1		ug/L		56	47 - 110
Indeno[1,2,3-cd]pyrene	20.0	11.0		ug/L		55	47 - 112
Dibenz(a,h)anthracene	20.0	11.0		ug/L		55	47 - 110

Surrogate	*LCS %Recovery*	*LCS Qualifier*	*Limits*
2-methylnaphthalene-d10	*51*		*19 - 110*
Fluoranthene-d10	*59*		*35 - 140*

Lab Sample ID: 660-96806-1 MS
Matrix: Water
Analysis Batch: 214793

Client Sample ID: OW-5
Prep Type: Total/NA
Prep Batch: 214745

Analyte	Sample Result	Sample Qualifier	Spike Added	MS Result	MS Qualifier	Unit	D	%Rec	%Rec. Limits
Naphthalene	1.3	U	19.2	7.21		ug/L		37	32 - 110
2-Methylnaphthalene	0.64	U	19.2	7.44		ug/L		39	30 - 110
1-Methylnaphthalene	0.62	U	19.2	7.34		ug/L		38	31 - 110
Acenaphthylene	0.077	U	19.2	7.52		ug/L		39	35 - 110
Acenaphthene	0.24	U	19.2	7.77		ug/L		40	35 - 110
Fluorene	0.24	U	19.2	7.77		ug/L		40	38 - 110
Phenanthrene	0.83	U	19.2	8.15		ug/L		42	39 - 110
Anthracene	0.086	U	19.2	8.27		ug/L		43	38 - 110
Fluoranthene	0.22	U	19.2	9.34		ug/L		49	41 - 110

Method: 8270D - PAHs by GC/MS (SIM) (Continued)

Lab Sample ID: 660-96806-1 MS
Matrix: Water
Analysis Batch: 214793

Client Sample ID: OW-5
Prep Type: Total/NA
Prep Batch: 214745

Analyte	Sample Result	Sample Qualifier	Spike Added	MS Result	MS Qualifier	Unit	D	%Rec	%Rec. Limits
Pyrene	0.21	U	19.2	9.18		ug/L		48	46 - 110
Benzo[a]anthracene	0.048	U	19.2	9.09		ug/L		47	47 - 110
Chrysene	0.065	U	19.2	9.88		ug/L		51	48 - 110
Benzo[b]fluoranthene	0.048	U	19.2	9.69		ug/L		50	47 - 110
Benzo[k]fluoranthene	0.080	U	19.2	10.5		ug/L		55	44 - 110
Benzo[a]pyrene	0.070	U	19.2	9.34		ug/L		49	45 - 110
Benzo[g,h,i]perylene	0.067	U	19.2	9.82		ug/L		51	47 - 110
Indeno[1,2,3-cd]pyrene	0.048	U	19.2	9.64		ug/L		50	47 - 112
Dibenz(a,h)anthracene	0.074	U	19.2	9.85		ug/L		51	47 - 110

Surrogate	*MS %Recovery*	*MS Qualifier*	*Limits*
2-methylnaphthalene-d10	*42*		*19 - 110*
Fluoranthene-d10	*51*		*35 - 140*

Lab Sample ID: 660-96806-2 DU
Matrix: Water
Analysis Batch: 214793

Client Sample ID: OW-10
Prep Type: Total/NA
Prep Batch: 214745

Analyte	Sample Result	Sample Qualifier	DU Result	DU Qualifier	Unit	D	RPD	RPD Limit
Naphthalene	1.3	U	1.3	U	ug/L		NC	35
2-Methylnaphthalene	0.64	U	0.64	U	ug/L		NC	30
1-Methylnaphthalene	0.62	U	0.62	U	ug/L		NC	25
Acenaphthylene	0.077	U	0.077	U	ug/L		NC	25
Acenaphthene	0.24	U	0.24	U	ug/L		NC	25
Fluorene	0.24	U	0.24	U	ug/L		NC	25
Phenanthrene	0.83	U	0.83	U	ug/L		NC	27
Anthracene	0.086	U	0.086	U	ug/L		NC	24
Fluoranthene	0.22	U	0.22	U	ug/L		NC	24
Pyrene	0.21	U	0.21	U	ug/L		NC	21
Benzo[a]anthracene	0.048	U	0.048	U	ug/L		NC	19
Chrysene	0.065	U	0.065	U	ug/L		NC	20
Benzo[b]fluoranthene	0.048	U	0.048	U	ug/L		NC	20
Benzo[k]fluoranthene	0.080	U	0.080	U	ug/L		NC	20
Benzo[a]pyrene	0.070	U	0.070	U	ug/L		NC	20
Benzo[g,h,i]perylene	0.067	U	0.067	U	ug/L		NC	21
Indeno[1,2,3-cd]pyrene	0.048	U	0.048	U	ug/L		NC	21
Dibenz(a,h)anthracene	0.074	U	0.074	U	ug/L		NC	22

Surrogate	*DU %Recovery*	*DU Qualifier*	*Limits*
2-methylnaphthalene-d10	*61*		*19 - 110*
Fluoranthene-d10	*66*		*35 - 140*

Method: FL-PRO Micro - Florida - Petroleum Range Organics (GC)

Lab Sample ID: MB 660-214801/1-A
Matrix: Water
Analysis Batch: 214816

Client Sample ID: Method Blank
Prep Type: Total/NA
Prep Batch: 214801

Analyte	MB Result	MB Qualifier	RL	MDL	Unit	D	Prepared	Analyzed	Dil Fac
Total Petroleum Hydrocarbons (C8-C40)	0.24	U	1.0	0.24	mg/L		08/26/19 07:32	08/26/19 11:50	1

Surrogate	*MB %Recovery*	*MB Qualifier*	*Limits*	*Prepared*	*Analyzed*	*Dil Fac*
o-Terphenyl	*88*		*66 - 139*	*08/26/19 07:32*	*08/26/19 11:50*	*1*
n-C39	*26*	*J1*	*40 - 129*	*08/26/19 07:32*	*08/26/19 11:50*	*1*

Lab Sample ID: LCS 660-214801/2-A
Matrix: Water
Analysis Batch: 214816

Client Sample ID: Lab Control Sample
Prep Type: Total/NA
Prep Batch: 214801

Analyte	Spike Added	LCS Result	LCS Qualifier	Unit	D	%Rec	%Rec. Limits
Total Petroleum Hydrocarbons (C8-C40)	12.1	10.3		mg/L		85	65 - 119

Surrogate	*LCS %Recovery*	*LCS Qualifier*	*Limits*
o-Terphenyl	*94*		*66 - 139*
n-C39	*96*		*40 - 129*

Lab Sample ID: 660-96806-1 MS
Matrix: Water
Analysis Batch: 214816

Client Sample ID: OW-5
Prep Type: Total/NA
Prep Batch: 214801

Analyte	Sample Result	Sample Qualifier	Spike Added	MS Result	MS Qualifier	Unit	D	%Rec	%Rec. Limits
Total Petroleum Hydrocarbons (C8-C40)	0.24	U	12.1	9.84		mg/L		81	65 - 123

Surrogate	*MS %Recovery*	*MS Qualifier*	*Limits*
o-Terphenyl	*90*		*66 - 139*
n-C39	*90*		*40 - 129*

Lab Sample ID: 660-96806-2 DU
Matrix: Water
Analysis Batch: 214816

Client Sample ID: OW-10
Prep Type: Total/NA
Prep Batch: 214801

Analyte	Sample Result	Sample Qualifier	DU Result	DU Qualifier	Unit	D	RPD	RPD Limit
Total Petroleum Hydrocarbons (C8-C40)	0.24	U	0.24	U	mg/L		NC	20

Surrogate	*DU %Recovery*	*DU Qualifier*	*Limits*
o-Terphenyl	*96*		*66 - 139*
n-C39	*25*	*J1*	*40 - 129*

Method: 6010D - Metals (ICP)

Lab Sample ID: MB 660-214717/1-A
Matrix: Water
Analysis Batch: 214729

Client Sample ID: Method Blank
Prep Type: Total Recoverable
Prep Batch: 214717

Analyte	MB Result	MB Qualifier	RL	MDL	Unit	D	Prepared	Analyzed	Dil Fac
Silver	0.0015	U	0.010	0.0015	mg/L		08/23/19 07:14	08/23/19 14:02	1
Arsenic	0.0019	U	0.010	0.0019	mg/L		08/23/19 07:14	08/23/19 14:02	1
Barium	0.00092	U	0.010	0.00092	mg/L		08/23/19 07:14	08/23/19 14:02	1
Cadmium	0.00046	U	0.0040	0.00046	mg/L		08/23/19 07:14	08/23/19 14:02	1
Chromium	0.0011	U	0.010	0.0011	mg/L		08/23/19 07:14	08/23/19 14:02	1
Lead	0.0020	U	0.010	0.0020	mg/L		08/23/19 07:14	08/23/19 14:02	1
Selenium	0.0050	U	0.020	0.0050	mg/L		08/23/19 07:14	08/23/19 14:02	1

Lab Sample ID: LCS 660-214717/2-A
Matrix: Water
Analysis Batch: 214729

Client Sample ID: Lab Control Sample
Prep Type: Total Recoverable
Prep Batch: 214717

Analyte	Spike Added	LCS Result	LCS Qualifier	Unit	D	%Rec	%Rec. Limits
Silver	1.00	0.976		mg/L		98	80 - 120
Arsenic	1.00	0.990		mg/L		99	80 - 120
Barium	1.00	1.01		mg/L		101	80 - 120
Cadmium	1.00	0.967		mg/L		97	80 - 120
Chromium	1.00	1.02		mg/L		102	80 - 120
Lead	1.00	1.02		mg/L		102	80 - 120
Selenium	1.00	0.987		mg/L		99	80 - 120

Method: 7470A - Mercury (CVAA)

Lab Sample ID: MB 660-214866/13-A
Matrix: Water
Analysis Batch: 214887

Client Sample ID: Method Blank
Prep Type: Total/NA
Prep Batch: 214866

Analyte	MB Result	MB Qualifier	RL	MDL	Unit	D	Prepared	Analyzed	Dil Fac
Mercury	0.076	U	0.30	0.076	ug/L		08/27/19 07:40	08/27/19 13:04	1

Lab Sample ID: LCS 660-214866/14-A
Matrix: Water
Analysis Batch: 214887

Client Sample ID: Lab Control Sample
Prep Type: Total/NA
Prep Batch: 214866

Analyte	Spike Added	LCS Result	LCS Qualifier	Unit	D	%Rec	%Rec. Limits
Mercury	1.40	1.30		ug/L		93	80 - 120

Lab Sample ID: 660-96806-1 MS
Matrix: Water
Analysis Batch: 214887

Client Sample ID: OW-5
Prep Type: Total/NA
Prep Batch: 214866

Analyte	Sample Result	Sample Qualifier	Spike Added	MS Result	MS Qualifier	Unit	D	%Rec	%Rec. Limits
Mercury	0.076	U	1.40	1.32		ug/L		95	80 - 120

Lab Sample ID: 660-96806-1 MSD
Matrix: Water
Analysis Batch: 214887

Client Sample ID: OW-5
Prep Type: Total/NA
Prep Batch: 214866

Analyte	Sample Result	Sample Qualifier	Spike Added	MSD Result	MSD Qualifier	Unit	D	%Rec	%Rec. Limits	RPD	RPD Limit
Mercury	0.076	U	1.40	1.32		ug/L		95	80 - 120	0	20

Method: 2130B-2011 - Turbidity

Lab Sample ID: MB 660-214678/2
Matrix: Water
Analysis Batch: 214678

Client Sample ID: Method Blank
Prep Type: Total/NA

Analyte	MB Result	MB Qualifier	RL	RL	Unit	D	Prepared	Analyzed	Dil Fac
Turbidity	0.50	U	0.50	0.50	NTU			08/22/19 06:20	1

Lab Sample ID: DLCK 660-214678/1
Matrix: Water
Analysis Batch: 214678

Client Sample ID: Lab Control Sample
Prep Type: Total/NA

Analyte			Spike Added	DLCK Result	DLCK Qualifier	Unit	D	%Rec	%Rec. Limits		
Turbidity			0.500	0.628		NTU		126	50 - 150		

Lab Sample ID: LCS 660-214678/3
Matrix: Water
Analysis Batch: 214678

Client Sample ID: Lab Control Sample
Prep Type: Total/NA

Analyte			Spike Added	LCS Result	LCS Qualifier	Unit	D	%Rec	%Rec. Limits		
Turbidity			40.0	39.8		NTU		100	90 - 110		

Lab Sample ID: 660-96806-3 DU
Matrix: Water
Analysis Batch: 214678

Client Sample ID: OW-11
Prep Type: Total/NA

Analyte	Sample Result	Sample Qualifier		DU Result	DU Qualifier	Unit	D			RPD	RPD Limit
Turbidity	0.76			0.766		NTU				0.7	20

Method: 2540C-2011 - Total Dissolved Solids (Dried at 180 °C)

Lab Sample ID: MB 660-214815/1
Matrix: Water
Analysis Batch: 214815

Client Sample ID: Method Blank
Prep Type: Total/NA

Analyte	MB Result	MB Qualifier	RL	RL	Unit	D	Prepared	Analyzed	Dil Fac
Total Dissolved Solids	5.0	U	5.0	5.0	mg/L			08/26/19 10:16	1

Lab Sample ID: LCS 660-214815/2
Matrix: Water
Analysis Batch: 214815

Client Sample ID: Lab Control Sample
Prep Type: Total/NA

Analyte			Spike Added	LCS Result	LCS Qualifier	Unit	D	%Rec	%Rec. Limits		
Total Dissolved Solids			10000	9870		mg/L		99	80 - 120		

GC/MS VOA

Analysis Batch: 215056

Lab Sample ID	Client Sample ID	Prep Type	Matrix	Method	Prep Batch
660-96806-1	OW-5	Total/NA	Water	8260B	
660-96806-2	OW-10	Total/NA	Water	8260B	
660-96806-3	OW-11	Total/NA	Water	8260B	
660-96806-4	OW-12	Total/NA	Water	8260B	
MB 660-215056/6	Method Blank	Total/NA	Water	8260B	
LCS 660-215056/4	Lab Control Sample	Total/NA	Water	8260B	
660-96806-2 MS	OW-10	Total/NA	Water	8260B	
660-96806-1 DU	OW-5	Total/NA	Water	8260B	

GC/MS Semi VOA

Prep Batch: 214745

Lab Sample ID	Client Sample ID	Prep Type	Matrix	Method	Prep Batch
660-96806-1	OW-5	Total/NA	Water	3510C	
660-96806-2	OW-10	Total/NA	Water	3510C	
660-96806-3	OW-11	Total/NA	Water	3510C	
660-96806-4	OW-12	Total/NA	Water	3510C	
MB 660-214745/1-A	Method Blank	Total/NA	Water	3510C	
LCS 660-214745/2-A	Lab Control Sample	Total/NA	Water	3510C	
660-96806-1 MS	OW-5	Total/NA	Water	3510C	
660-96806-2 DU	OW-10	Total/NA	Water	3510C	

Analysis Batch: 214793

Lab Sample ID	Client Sample ID	Prep Type	Matrix	Method	Prep Batch
660-96806-1	OW-5	Total/NA	Water	8270D	214745
660-96806-2	OW-10	Total/NA	Water	8270D	214745
MB 660-214745/1-A	Method Blank	Total/NA	Water	8270D	214745
LCS 660-214745/2-A	Lab Control Sample	Total/NA	Water	8270D	214745
660-96806-1 MS	OW-5	Total/NA	Water	8270D	214745
660-96806-2 DU	OW-10	Total/NA	Water	8270D	214745

Analysis Batch: 214796

Lab Sample ID	Client Sample ID	Prep Type	Matrix	Method	Prep Batch
660-96806-3	OW-11	Total/NA	Water	8270D	214745
660-96806-4	OW-12	Total/NA	Water	8270D	214745

GC Semi VOA

Prep Batch: 214801

Lab Sample ID	Client Sample ID	Prep Type	Matrix	Method	Prep Batch
660-96806-1	OW-5	Total/NA	Water	MicroExt Prep	
660-96806-2	OW-10	Total/NA	Water	MicroExt Prep	
660-96806-3	OW-11	Total/NA	Water	MicroExt Prep	
660-96806-4	OW-12	Total/NA	Water	MicroExt Prep	
MB 660-214801/1-A	Method Blank	Total/NA	Water	MicroExt Prep	
LCS 660-214801/2-A	Lab Control Sample	Total/NA	Water	MicroExt Prep	
660-96806-1 MS	OW-5	Total/NA	Water	MicroExt Prep	
660-96806-2 DU	OW-10	Total/NA	Water	MicroExt Prep	

Analysis Batch: 214816

Lab Sample ID	Client Sample ID	Prep Type	Matrix	Method	Prep Batch
660-96806-1	OW-5	Total/NA	Water	FL-PRO Micro	214801

GC Semi VOA (Continued)

Analysis Batch: 214816 (Continued)

Lab Sample ID	Client Sample ID	Prep Type	Matrix	Method	Prep Batch
660-96806-2	OW-10	Total/NA	Water	FL-PRO Micro	214801
660-96806-3	OW-11	Total/NA	Water	FL-PRO Micro	214801
660-96806-4	OW-12	Total/NA	Water	FL-PRO Micro	214801
MB 660-214801/1-A	Method Blank	Total/NA	Water	FL-PRO Micro	214801
LCS 660-214801/2-A	Lab Control Sample	Total/NA	Water	FL-PRO Micro	214801
660-96806-1 MS	OW-5	Total/NA	Water	FL-PRO Micro	214801
660-96806-2 DU	OW-10	Total/NA	Water	FL-PRO Micro	214801

Metals

Prep Batch: 214717

Lab Sample ID	Client Sample ID	Prep Type	Matrix	Method	Prep Batch
660-96806-1	OW-5	Total Recoverable	Water	3005A	
660-96806-2	OW-10	Total Recoverable	Water	3005A	
660-96806-3	OW-11	Total Recoverable	Water	3005A	
660-96806-4	OW-12	Total Recoverable	Water	3005A	
MB 660-214717/1-A	Method Blank	Total Recoverable	Water	3005A	
LCS 660-214717/2-A	Lab Control Sample	Total Recoverable	Water	3005A	

Analysis Batch: 214729

Lab Sample ID	Client Sample ID	Prep Type	Matrix	Method	Prep Batch
660-96806-1	OW-5	Total Recoverable	Water	6010D	214717
660-96806-2	OW-10	Total Recoverable	Water	6010D	214717
660-96806-3	OW-11	Total Recoverable	Water	6010D	214717
660-96806-4	OW-12	Total Recoverable	Water	6010D	214717
MB 660-214717/1-A	Method Blank	Total Recoverable	Water	6010D	214717
LCS 660-214717/2-A	Lab Control Sample	Total Recoverable	Water	6010D	214717

Prep Batch: 214866

Lab Sample ID	Client Sample ID	Prep Type	Matrix	Method	Prep Batch
660-96806-1	OW-5	Total/NA	Water	7470A	
660-96806-2	OW-10	Total/NA	Water	7470A	
660-96806-3	OW-11	Total/NA	Water	7470A	
660-96806-4	OW-12	Total/NA	Water	7470A	
MB 660-214866/13-A	Method Blank	Total/NA	Water	7470A	
LCS 660-214866/14-A	Lab Control Sample	Total/NA	Water	7470A	
660-96806-1 MS	OW-5	Total/NA	Water	7470A	
660-96806-1 MSD	OW-5	Total/NA	Water	7470A	

Analysis Batch: 214887

Lab Sample ID	Client Sample ID	Prep Type	Matrix	Method	Prep Batch
660-96806-1	OW-5	Total/NA	Water	7470A	214866
660-96806-2	OW-10	Total/NA	Water	7470A	214866
660-96806-3	OW-11	Total/NA	Water	7470A	214866
660-96806-4	OW-12	Total/NA	Water	7470A	214866
MB 660-214866/13-A	Method Blank	Total/NA	Water	7470A	214866
LCS 660-214866/14-A	Lab Control Sample	Total/NA	Water	7470A	214866
660-96806-1 MS	OW-5	Total/NA	Water	7470A	214866
660-96806-1 MSD	OW-5	Total/NA	Water	7470A	214866

General Chemistry

Analysis Batch: 214678

Lab Sample ID	Client Sample ID	Prep Type	Matrix	Method	Prep Batch
660-96806-1	OW-5	Total/NA	Water	2130B-2011	
660-96806-2	OW-10	Total/NA	Water	2130B-2011	
660-96806-3	OW-11	Total/NA	Water	2130B-2011	
660-96806-4	OW-12	Total/NA	Water	2130B-2011	
MB 660-214678/2	Method Blank	Total/NA	Water	2130B-2011	
DLCK 660-214678/1	Lab Control Sample	Total/NA	Water	2130B-2011	
LCS 660-214678/3	Lab Control Sample	Total/NA	Water	2130B-2011	
660-96806-3 DU	OW-11	Total/NA	Water	2130B-2011	

Analysis Batch: 214815

Lab Sample ID	Client Sample ID	Prep Type	Matrix	Method	Prep Batch
660-96806-1	OW-5	Total/NA	Water	2540C-2011	
660-96806-2	OW-10	Total/NA	Water	2540C-2011	
660-96806-3	OW-11	Total/NA	Water	2540C-2011	
660-96806-4	OW-12	Total/NA	Water	2540C-2011	
MB 660-214815/1	Method Blank	Total/NA	Water	2540C-2011	
LCS 660-214815/2	Lab Control Sample	Total/NA	Water	2540C-2011	

Lab Chronicle

Client: Envirologic International LTD.
Project/Site: Carnival Grand Port

Job ID: 660-96806-1

Client Sample ID: OW-5

Date Collected: 08/21/19 09:00
Date Received: 08/22/19 10:00

Lab Sample ID: 660-96806-1

Matrix: Water

Prep Type	Batch Type	Batch Method	Run	Dil Factor	Initial Amount	Final Amount	Batch Number	Prepared or Analyzed	Analyst	Lab
Total/NA	Analysis	8260B		1	5 mL	5 mL	215056	08/31/19 10:41	ECC	TAL TAM
Total/NA	Prep	3510C			260 mL	1 mL	214745	08/23/19 11:20	XMO	TAL TAM
Total/NA	Analysis	8270D		1			214793	08/26/19 07:53	K1P	TAL TAM
Total/NA	Prep	MicroExt Prep			35.03 mL	2 mL	214801	08/26/19 07:32	EM	TAL TAM
Total/NA	Analysis	FL-PRO Micro		1			214816	08/26/19 12:30	K1P	TAL TAM
Total Recoverable	Prep	3005A			50 mL	50 mL	214717	08/23/19 07:14	GAF	TAL TAM
Total Recoverable	Analysis	6010D		1			214729	08/23/19 15:16	GAF	TAL TAM
Total/NA	Prep	7470A			25 mL	35 mL	214866	08/27/19 07:40	GAF	TAL TAM
Total/NA	Analysis	7470A		1			214887	08/27/19 13:09	GH1	TAL TAM
Total/NA	Analysis	2130B-2011		1			214678	08/22/19 12:35	AJG	TAL TAM
Total/NA	Analysis	2540C-2011		1	25 mL	200 mL	214815	08/26/19 10:16	SGF	TAL TAM

Client Sample ID: OW-10

Date Collected: 08/21/19 10:15
Date Received: 08/22/19 10:00

Lab Sample ID: 660-96806-2

Matrix: Water

Prep Type	Batch Type	Batch Method	Run	Dil Factor	Initial Amount	Final Amount	Batch Number	Prepared or Analyzed	Analyst	Lab
Total/NA	Analysis	8260B		1	5 mL	5 mL	215056	08/31/19 11:02	ECC	TAL TAM
Total/NA	Prep	3510C			260 mL	1 mL	214745	08/23/19 11:20	XMO	TAL TAM
Total/NA	Analysis	8270D		1			214793	08/26/19 08:33	K1P	TAL TAM
Total/NA	Prep	MicroExt Prep			35.04 mL	2 mL	214801	08/26/19 07:32	EM	TAL TAM
Total/NA	Analysis	FL-PRO Micro		1			214816	08/26/19 13:10	K1P	TAL TAM
Total Recoverable	Prep	3005A			50 mL	50 mL	214717	08/23/19 07:14	GAF	TAL TAM
Total Recoverable	Analysis	6010D		1			214729	08/23/19 15:23	GAF	TAL TAM
Total/NA	Prep	7470A			25 mL	35 mL	214866	08/27/19 07:40	GAF	TAL TAM
Total/NA	Analysis	7470A		1			214887	08/27/19 13:14	GH1	TAL TAM
Total/NA	Analysis	2130B-2011		1			214678	08/22/19 12:35	AJG	TAL TAM
Total/NA	Analysis	2540C-2011		1	50 mL	200 mL	214815	08/26/19 10:16	SGF	TAL TAM

Client Sample ID: OW-11

Date Collected: 08/21/19 11:45
Date Received: 08/22/19 10:00

Lab Sample ID: 660-96806-3

Matrix: Water

Prep Type	Batch Type	Batch Method	Run	Dil Factor	Initial Amount	Final Amount	Batch Number	Prepared or Analyzed	Analyst	Lab
Total/NA	Analysis	8260B		1	5 mL	5 mL	215056	08/31/19 12:05	ECC	TAL TAM
Total/NA	Prep	3510C			270 mL	1 mL	214745	08/23/19 11:20	XMO	TAL TAM
Total/NA	Analysis	8270D		1			214796	08/26/19 11:23	K1P	TAL TAM
Total/NA	Prep	MicroExt Prep			35.06 mL	2 mL	214801	08/26/19 07:32	EM	TAL TAM
Total/NA	Analysis	FL-PRO Micro		1			214816	08/26/19 13:50	K1P	TAL TAM
Total Recoverable	Prep	3005A			50 mL	50 mL	214717	08/23/19 07:14	GAF	TAL TAM
Total Recoverable	Analysis	6010D		1			214729	08/23/19 15:26	GAF	TAL TAM
Total/NA	Prep	7470A			25 mL	35 mL	214866	08/27/19 07:40	GAF	TAL TAM
Total/NA	Analysis	7470A		1			214887	08/27/19 13:16	GH1	TAL TAM
Total/NA	Analysis	2130B-2011		1			214678	08/22/19 12:35	AJG	TAL TAM

Lab Chronicle

Client: Envirologic International LTD.
Project/Site: Carnival Grand Port

Job ID: 660-96806-1

Client Sample ID: OW-11

Date Collected: 08/21/19 11:45
Date Received: 08/22/19 10:00

Lab Sample ID: 660-96806-3

Matrix: Water

Prep Type	Batch Type	Batch Method	Run	Dil Factor	Initial Amount	Final Amount	Batch Number	Prepared or Analyzed	Analyst	Lab
Total/NA	Analysis	2540C-2011		1	50 mL	200 mL	214815	08/26/19 10:16	SGF	TAL TAM

Client Sample ID: OW-12

Date Collected: 08/21/19 13:05
Date Received: 08/22/19 10:00

Lab Sample ID: 660-96806-4

Matrix: Water

Prep Type	Batch Type	Batch Method	Run	Dil Factor	Initial Amount	Final Amount	Batch Number	Prepared or Analyzed	Analyst	Lab
Total/NA	Analysis	8260B		1	5 mL	5 mL	215056	08/31/19 11:23	ECC	TAL TAM
Total/NA	Prep	3510C			270 mL	1 mL	214745	08/23/19 11:20	XMO	TAL TAM
Total/NA	Analysis	8270D		1			214796	08/26/19 11:44	K1P	TAL TAM
Total/NA	Prep	MicroExt Prep			35.06 mL	2 mL	214801	08/26/19 07:32	EM	TAL TAM
Total/NA	Analysis	FL-PRO Micro		1			214816	08/26/19 14:10	K1P	TAL TAM
Total Recoverable	Prep	3005A			50 mL	50 mL	214717	08/23/19 07:14	GAF	TAL TAM
Total Recoverable	Analysis	6010D		1			214729	08/23/19 15:29	GAF	TAL TAM
Total/NA	Prep	7470A			25 mL	35 mL	214866	08/27/19 07:40	GAF	TAL TAM
Total/NA	Analysis	7470A		1			214887	08/27/19 13:18	GH1	TAL TAM
Total/NA	Analysis	2130B-2011		1			214678	08/22/19 12:35	AJG	TAL TAM
Total/NA	Analysis	2540C-2011		1	50 mL	200 mL	214815	08/26/19 10:16	SGF	TAL TAM

Laboratory References:

TAL TAM = Eurofins TestAmerica, Tampa, 6712 Benjamin Road, Suite 100, Tampa, FL 33634, TEL (813)885-7427

Method Summary

Client: Envirologic International LTD.
Project/Site: Carnival Grand Port

Job ID: 660-96806-1

Method	Method Description	Protocol	Laboratory
8260B	Volatile Organic Compounds (GC/MS)	SW846	TAL TAM
8270D	PAHs by GC/MS (SIM)	SW846	TAL TAM
FL-PRO Micro	Florida - Petroleum Range Organics (GC)	FL-DEP	TAL TAM
6010D	Metals (ICP)	SW846	TAL TAM
7470A	Mercury (CVAA)	SW846	TAL TAM
2130B-2011	Turbidity	SM	TAL TAM
2540C-2011	Total Dissolved Solids (Dried at 180 °C)	SM	TAL TAM
3005A	Preparation, Total Recoverable or Dissolved Metals	SW846	TAL TAM
3510C	Liquid-Liquid Extraction (Separatory Funnel)	SW846	TAL TAM
5030B	Purge and Trap	SW846	TAL TAM
7470A	Preparation, Mercury	SW846	TAL TAM
MicroExt Prep	Microextraction	SW846	TAL TAM

Protocol References:

FL-DEP = State Of Florida Department Of Environmental Protection, Florida Administrative Code.
SM = "Standard Methods For The Examination Of Water And Wastewater"
SW846 = "Test Methods For Evaluating Solid Waste, Physical/Chemical Methods", Third Edition, November 1986 And Its Updates.

Laboratory References:

TAL TAM = Eurofins TestAmerica, Tampa, 6712 Benjamin Road, Suite 100, Tampa, FL 33634, TEL (813)885-7427

Accreditation/Certification Summary

Client: Envirologic International LTD.
Job ID: 660-96806-1
Project/Site: Carnival Grand Port

Laboratory: Eurofins TestAmerica, Tampa

The accreditations/certifications listed below are applicable to this report.

Authority	Program	Identification Number	Expiration Date
Florida	NELAP	E84282	06-30-20

Eurofins TestAmerica, Tampa
6712 Benjamin Road Suite 100
Tampa, FL 33634
Phone: 813-885-7427 Fax: 813-885-7049

Chain of Custody Record

eurofins | Environment Testing TestAmerica

Client Information	Sampler: Lloyd Cheong	Lab PM: Gudnason, Haukur M	Carrier Tracking No(s): FEDEX 8134 5288 0320	COC No: 660-86801-28129.3
Client Contact: Mr. Lloyd Cheong	Phone: (242) 351-2490	E-Mail: haukur.gudnason@testamericainc.com		Page: Page 3 of 3
Company: Envirologic International LTD.				Job #:
Address: 1100 SE 24th Street Suite 101F	Due Date Requested:			
City: Ft. Lauderdale	TAT Requested (days):			
State, Zip: FL, 33316				
Phone: 954-727-3965(Tel)	PO #: Purchase Order not required			
Email: envirologic.bahamas@gmail.com	WO #:			
Project Name: Carnival Grand Port	Project #: 66013991			
Site: GRAND Port	SSOW#:			

Analysis Requested

Preservation Codes:
A - HCL, B - NaOH, C - Zn Acetate, D - Nitric Acid, E - NaHSO4, F - MeOH, G - Amchlor, H - Ascorbic Acid, I - Ice, J - DI Water, K - EDTA, L - EDA, M - Hexane, N - None, O - AsNaO2, P - Na2O4S, Q - Na2SO3, R - Na2S2O3, S - H2SO4, T - TSP Dodecahydrate, U - Acetone, V - MCAA, W - pH 4-5, Z - other (specify)
Other:

Sample Identification	Sample Date	Sample Time	Sample Type (C=Comp, G=grab)	Matrix (W=water, S=solid, O=waste/oil, BT=Tissue, A=Air)	Field Filtered Sample (Yes or No)	Perform MS/MSD (Yes or No)	8270D_SIM - Polycyclic Aromatic Hydrocarbons	SM2130B - Turbidity	6010D, 7470A	8260B - Target Compound List	FLPRO_Micro - TRPH	2540C - TDS	FieldSampling_Field Sampling Oxygen, Dissolved	Total Number of containers	Special Instructions/Note:
			Preservation Code:				N	N	D	A	A	N	N		
OW-5	8/21/19	9:00		Water			2	1	1	3	2	1			
OW-10		10:15		Water			2	1	1	3	2	1			
OW-11		11:45		Water			2	1	1	3	2	1			
OW-12		1:05		Water			2	1	1	3	2	1			

660-96806 Chain of Custody

Loc: 660
96806

Possible Hazard Identification	Sample Disposal (A fee may be assessed if samples are retained longer than 1 month)
☐ Non-Hazard ☐ Flammable ☐ Skin Irritant ☐ Poison B ☐ Unknown ☐ Radiological	☐ Return To Client ☐ Disposal By Lab ☐ Archive For _____ Months
Deliverable Requested: I, II, III, IV, Other (specify)	Special Instructions/QC Requirements:

Empty Kit Relinquished by:	Date:	Time:	Method of Shipment:

Relinquished by:	Date/Time:	Company	Received by:	Date/Time:	Company
Lloyd Cheong	August 21, 2019 5:30	EII	Jennifer Edwards	8/22/19 1000	TAT Tampa
Relinquished by:	Date/Time:	Company	Received by:	Date/Time:	Company
Relinquished by:	Date/Time:	Company	Received by:	Date/Time:	Company

Custody Seals Intact:	Custody Seal No.:	Cooler Temperature(s) °C and Other Remarks:
Δ Yes ☑ No	N/A	3.8/3.8 CV09

Ver: 01/16/2019

Login Sample Receipt Checklist

Client: Envirologic International LTD. Job Number: 660-96806-1

Login Number: 96806 **List Source: Eurofins TestAmerica, Tampa**
List Number: 1
Creator: Fullwood, Kierston R

Question	Answer	Comment
Radioactivity wasn't checked or is </= background as measured by a survey meter.	N/A	
The cooler's custody seal, if present, is intact.	True	
Sample custody seals, if present, are intact.	True	
The cooler or samples do not appear to have been compromised or tampered with.	True	
Samples were received on ice.	True	
Cooler Temperature is acceptable.	True	
Cooler Temperature is recorded.	True	
COC is present.	True	
COC is filled out in ink and legible.	True	
COC is filled out with all pertinent information.	True	
Is the Field Sampler's name present on COC?	True	
There are no discrepancies between the containers received and the COC.	True	
Samples are received within Holding Time (excluding tests with immediate HTs)	True	
Sample containers have legible labels.	True	
Containers are not broken or leaking.	False	Containers recd broken. Sufficient sample in remaining containers for analysis.
Sample collection date/times are provided.	True	
Appropriate sample containers are used.	True	
Sample bottles are completely filled.	True	
Sample Preservation Verified.	True	
There is sufficient vol. for all requested analyses, incl. any requested MS/MSDs	True	
Containers requiring zero headspace have no headspace or bubble is <6mm (1/4").	False	Headspace larger than 1/4" in one or more vials, one vial with accpt. headspace
Multiphasic samples are not present.	True	
Samples do not require splitting or compositing.	True	
Residual Chlorine Checked.	N/A	

eurofins | Environment Testing TestAmerica

ANALYTICAL REPORT

Eurofins TestAmerica, Tampa
6712 Benjamin Road
Suite 100
Tampa, FL 33634
Tel: (813)885-7427

Laboratory Job ID: 660-96843-1
Client Project/Site: Carnival Grand Port

For:
Envirologic International LTD.
1100 SE 24th Street
Suite 101F
Ft. Lauderdale, Florida 33316

Attn: Mr. Lloyd Cheong

Authorized for release by:
9/4/2019 11:43:51 AM

Haukur Gudnason, Project Manager II
(813)280-8342
haukur.gudnason@testamericainc.com

LINKS

Review your project results through TotalAccess

Have a Question? Ask The Expert

Visit us at: www.testamericainc.com

The test results in this report meet all 2003 NELAC and 2009 TNI requirements for accredited parameters, exceptions are noted in this report. This report may not be reproduced except in full, and with written approval from the laboratory. For questions please contact the Project Manager at the e-mail address or telephone number listed on this page.

This report has been electronically signed and authorized by the signatory. Electronic signature is intended to be the legally binding equivalent of a traditionally handwritten signature.

Results relate only to the items tested and the sample(s) as received by the laboratory.

Table of Contents

Cover Page 1
Table of Contents 2
Sample Summary 3
Case Narrative 4
Definitions/Glossary 5
Detection Summary 6
Client Sample Results 7
QC Sample Results 15
QC Association Summary 23
Lab Chronicle 26
Method Summary 28
Certification Summary 29
Chain of Custody 30
Receipt Checklists 31

Sample Summary

Client: Envirologic International LTD.
Project/Site: Carnival Grand Port

Job ID: 660-96843-1

Lab Sample ID	Client Sample ID	Matrix	Collected	Received	Asset ID
660-96843-1	EQUIPMENT BLANK	Water	08/22/19 09:05	08/23/19 08:50	
660-96843-2	DUPA	Water	08/22/19 00:00	08/23/19 08:50	
660-96843-3	OW-13	Water	08/22/19 10:12	08/23/19 08:50	
660-96843-4	OW-14	Water	08/22/19 12:15	08/23/19 08:50	

Case Narrative

Client: Envirologic International LTD.
Project/Site: Carnival Grand Port

Job ID: 660-96843-1

Job ID: 660-96843-1

Laboratory: Eurofins TestAmerica, Tampa

Narrative

Receipt
The samples were received on 8/23/2019 8:50 AM; the samples arrived in good condition, properly preserved and, where required, on ice. The temperature of the cooler at receipt was 5.2º C.

GC/MS VOA
No analytical or quality issues were noted, other than those described in the Definitions/Glossary page.

GC/MS Semi VOA
Method(s) 8270D SIM: The matrix spike (MS) recoveries for the following sample associated with preparation batch 660-214823 and analytical batch 660-214845 were outside control limits for multiple analytes: (660-96831-F-7-A MS). The associated laboratory control sample (LCS) recovery met acceptance criteria.

No additional analytical or quality issues were noted, other than those described above or in the Definitions/Glossary page.

GC Semi VOA
Method(s) FL-PRO Micro: Two surrogates are used for this analysis. The laboratory's SOP allows one of these surrogates to be outside acceptance criteria without performing re-extraction/re-analysis. The following samples contained an allowable number of surrogate compounds outside limits: EQUIPMENT BLANK (660-96843-1), DUPA (660-96843-2), (MB 660-214801/1-A), (660-96806-H-1-A), (660-96806-H-2-A) and (660-96806-I-2-A DU). These results have been reported and qualified.

Method(s) FL-PRO Micro: Two surrogates are used for this analysis. The laboratory's SOP allows one of these surrogates to be outside acceptance criteria without performing re-extraction/re-analysis. The following samples contained an allowable number of surrogate compounds outside limits: OW-13 (660-96843-3), OW-14 (660-96843-4), (MB 660-214836/1-A) and (660-96843-J-4-A DU). These results have been reported and qualified.

No additional analytical or quality issues were noted, other than those described above or in the Definitions/Glossary page.

Metals
No analytical or quality issues were noted, other than those described in the Definitions/Glossary page.

General Chemistry
No additional analytical or quality issues were noted, other than those described in the Definitions/Glossary page.

Organic Prep
No analytical or quality issues were noted, other than those described in the Definitions/Glossary page.

Definitions/Glossary

Client: Envirologic International LTD.
Project/Site: Carnival Grand Port

Job ID: 660-96843-1

Qualifiers

GC/MS VOA

Qualifier	Qualifier Description
I	The reported value is between the laboratory method detection limit and the laboratory practical quantitation limit.
U	Indicates that the compound was analyzed for but not detected.

GC/MS Semi VOA

Qualifier	Qualifier Description
U	Indicates that the compound was analyzed for but not detected.

GC Semi VOA

Qualifier	Qualifier Description
J1	Estimated value; value may not be accurate. Surrogate recovery outside of criteria.
U	Indicates that the compound was analyzed for but not detected.

Metals

Qualifier	Qualifier Description
I	The reported value is between the laboratory method detection limit and the laboratory practical quantitation limit.
U	Indicates that the compound was analyzed for but not detected.

General Chemistry

Qualifier	Qualifier Description
U	Indicates that the compound was analyzed for but not detected.

Glossary

Abbreviation	These commonly used abbreviations may or may not be present in this report.
¤	Listed under the "D" column to designate that the result is reported on a dry weight basis
%R	Percent Recovery
CFL	Contains Free Liquid
CNF	Contains No Free Liquid
DER	Duplicate Error Ratio (normalized absolute difference)
Dil Fac	Dilution Factor
DL	Detection Limit (DoD/DOE)
DL, RA, RE, IN	Indicates a Dilution, Re-analysis, Re-extraction, or additional Initial metals/anion analysis of the sample
DLC	Decision Level Concentration (Radiochemistry)
EDL	Estimated Detection Limit (Dioxin)
LOD	Limit of Detection (DoD/DOE)
LOQ	Limit of Quantitation (DoD/DOE)
MDA	Minimum Detectable Activity (Radiochemistry)
MDC	Minimum Detectable Concentration (Radiochemistry)
MDL	Method Detection Limit
ML	Minimum Level (Dioxin)
NC	Not Calculated
ND	Not Detected at the reporting limit (or MDL or EDL if shown)
PQL	Practical Quantitation Limit
QC	Quality Control
RER	Relative Error Ratio (Radiochemistry)
RL	Reporting Limit or Requested Limit (Radiochemistry)
RPD	Relative Percent Difference, a measure of the relative difference between two points
TEF	Toxicity Equivalent Factor (Dioxin)
TEQ	Toxicity Equivalent Quotient (Dioxin)

Detection Summary

Client: Envirologic International LTD.
Project/Site: Carnival Grand Port

Job ID: 660-96843-1

Client Sample ID: EQUIPMENT BLANK — Lab Sample ID: 660-96843-1

Analyte	Result	Qualifier	RL	MDL	Unit	Dil Fac	D	Method	Prep Type
Arsenic	0.0021	I	0.010	0.0019	mg/L	1		6010D	Total Recoverable
Barium	0.0013	I	0.010	0.00092	mg/L	1		6010D	Total Recoverable
Total Dissolved Solids	4.8		2.5	2.5	mg/L	1		2540C-2011	Total/NA

Client Sample ID: DUPA — Lab Sample ID: 660-96843-2

Analyte	Result	Qualifier	RL	MDL	Unit	Dil Fac	D	Method	Prep Type
Arsenic	0.0027	I	0.010	0.0019	mg/L	1		6010D	Total Recoverable
Barium	0.0087	I	0.010	0.00092	mg/L	1		6010D	Total Recoverable
Turbidity	2.0		0.50	0.50	NTU	1		2130B-2011	Total/NA
Total Dissolved Solids	1400		20	20	mg/L	1		2540C-2011	Total/NA

Client Sample ID: OW-13 — Lab Sample ID: 660-96843-3

Analyte	Result	Qualifier	RL	MDL	Unit	Dil Fac	D	Method	Prep Type
Barium	0.0084	I	0.010	0.00092	mg/L	1		6010D	Total Recoverable
Turbidity	2.2		0.50	0.50	NTU	1		2130B-2011	Total/NA
Total Dissolved Solids	1300		20	20	mg/L	1		2540C-2011	Total/NA

Client Sample ID: OW-14 — Lab Sample ID: 660-96843-4

Analyte	Result	Qualifier	RL	MDL	Unit	Dil Fac	D	Method	Prep Type
Arsenic	0.0024	I	0.010	0.0019	mg/L	1		6010D	Total Recoverable
Barium	0.0059	I	0.010	0.00092	mg/L	1		6010D	Total Recoverable
Chromium	0.0021	I	0.010	0.0011	mg/L	1		6010D	Total Recoverable
Turbidity	0.95		0.50	0.50	NTU	1		2130B-2011	Total/NA
Total Dissolved Solids	730		20	20	mg/L	1		2540C-2011	Total/NA

This Detection Summary does not include radiochemical test results.

Client: Envirologic International LTD.
Project/Site: Carnival Grand Port

Job ID: 660-96843-1

Client Sample ID: EQUIPMENT BLANK

Date Collected: 08/22/19 09:05
Date Received: 08/23/19 08:50

Lab Sample ID: 660-96843-1

Matrix: Water

Method: 8260B - Volatile Organic Compounds (GC/MS)

Analyte	Result	Qualifier	RL	MDL	Unit	D	Prepared	Analyzed	Dil Fac
Benzene	0.25	U	1.0	0.25	ug/L			09/03/19 13:15	1
Dichlorobromomethane	0.23	U	1.0	0.23	ug/L			09/03/19 13:15	1
Bromoform	1.1	U	5.0	1.1	ug/L			09/03/19 13:15	1
Bromomethane	2.5	U	10	2.5	ug/L			09/03/19 13:15	1
Carbon tetrachloride	0.23	U	1.0	0.23	ug/L			09/03/19 13:15	1
Chlorobenzene	0.27	U	1.0	0.27	ug/L			09/03/19 13:15	1
Chloroethane	2.5	U	10	2.5	ug/L			09/03/19 13:15	1
Chloroform	0.29	U	1.0	0.29	ug/L			09/03/19 13:15	1
Chloromethane	0.76	U	2.0	0.76	ug/L			09/03/19 13:15	1
Chlorodibromomethane	0.31	U	3.0	0.31	ug/L			09/03/19 13:15	1
1,2-Dibromo-3-Chloropropane	2.5	U	10	2.5	ug/L			09/03/19 13:15	1
Ethylene Dibromide	0.27	U	1.0	0.27	ug/L			09/03/19 13:15	1
1,2-Dichlorobenzene	0.24	U	1.0	0.24	ug/L			09/03/19 13:15	1
1,3-Dichlorobenzene	0.26	U	1.0	0.26	ug/L			09/03/19 13:15	1
1,4-Dichlorobenzene	0.22	U	1.0	0.22	ug/L			09/03/19 13:15	1
Dichlorodifluoromethane	2.5	U	10	2.5	ug/L			09/03/19 13:15	1
1,1-Dichloroethane	0.32	U	1.0	0.32	ug/L			09/03/19 13:15	1
1,1-Dichloroethene	0.26	U	1.0	0.26	ug/L			09/03/19 13:15	1
1,2-Dichloroethane	0.31	U	1.0	0.31	ug/L			09/03/19 13:15	1
cis-1,2-Dichloroethene	0.32	U	1.0	0.32	ug/L			09/03/19 13:15	1
trans-1,2-Dichloroethene	0.39	U	2.0	0.39	ug/L			09/03/19 13:15	1
1,2-Dichloropropane	0.52	U	2.0	0.52	ug/L			09/03/19 13:15	1
cis-1,3-Dichloropropene	0.39	U	2.0	0.39	ug/L			09/03/19 13:15	1
trans-1,3-Dichloropropene	0.27	U	1.0	0.27	ug/L			09/03/19 13:15	1
Ethylbenzene	0.27	U	1.0	0.27	ug/L			09/03/19 13:15	1
Isopropylbenzene	0.52	U	2.0	0.52	ug/L			09/03/19 13:15	1
Methylene Chloride	1.4	U	10	1.4	ug/L			09/03/19 13:15	1
Styrene	0.49	U	2.0	0.49	ug/L			09/03/19 13:15	1
1,1,2,2-Tetrachloroethane	0.44	U	1.0	0.44	ug/L			09/03/19 13:15	1
Tetrachloroethene	0.50	U	2.0	0.50	ug/L			09/03/19 13:15	1
Toluene	0.24	U	1.0	0.24	ug/L			09/03/19 13:15	1
1,2,3-Trichlorobenzene	0.37	U	2.0	0.37	ug/L			09/03/19 13:15	1
1,2,4-Trichlorobenzene	0.58	U	2.0	0.58	ug/L			09/03/19 13:15	1
1,1,1-Trichloroethane	0.30	U	1.0	0.30	ug/L			09/03/19 13:15	1
1,1,2-Trichloroethane	0.29	U	1.0	0.29	ug/L			09/03/19 13:15	1
Trichloroethene	0.61	U	2.0	0.61	ug/L			09/03/19 13:15	1
Trichlorofluoromethane	0.49	U	5.0	0.49	ug/L			09/03/19 13:15	1
Vinyl chloride	0.26	U	1.0	0.26	ug/L			09/03/19 13:15	1
Acetone	3.0	U	20	3.0	ug/L			09/03/19 13:15	1
2-Butanone (MEK)	3.2	U	10	3.2	ug/L			09/03/19 13:15	1
4-Methyl-2-pentanone (MIBK)	4.0	U	15	4.0	ug/L			09/03/19 13:15	1
Carbon disulfide	0.35	U	2.0	0.35	ug/L			09/03/19 13:15	1
2-Hexanone	4.4	U	15	4.4	ug/L			09/03/19 13:15	1
Methyl tert-butyl ether	0.44	U	2.0	0.44	ug/L			09/03/19 13:15	1
Xylenes, Total	0.50	U	4.0	0.50	ug/L			09/03/19 13:15	1

Surrogate	*%Recovery*	*Qualifier*	*Limits*	*Prepared*	*Analyzed*	*Dil Fac*
4-Bromofluorobenzene	*103*		*70 - 130*		*09/03/19 13:15*	*1*
Dibromofluoromethane	*99*		*70 - 130*		*09/03/19 13:15*	*1*
Toluene-d8 (Surr)	*102*		*70 - 130*		*09/03/19 13:15*	*1*

Client: Envirologic International LTD.
Project/Site: Carnival Grand Port

Job ID: 660-96843-1

Client Sample ID: EQUIPMENT BLANK

Date Collected: 08/22/19 09:05
Date Received: 08/23/19 08:50

Lab Sample ID: 660-96843-1

Matrix: Water

Method: 8270D - PAHs by GC/MS (SIM)

Analyte	Result	Qualifier	RL	MDL	Unit	D	Prepared	Analyzed	Dil Fac
Naphthalene	1.3	U	3.8	1.3	ug/L		08/26/19 11:40	08/27/19 11:33	1
2-Methylnaphthalene	0.64	U	0.72	0.64	ug/L		08/26/19 11:40	08/27/19 11:33	1
1-Methylnaphthalene	0.62	U	0.72	0.62	ug/L		08/26/19 11:40	08/27/19 11:33	1
Acenaphthylene	0.077	U	0.48	0.077	ug/L		08/26/19 11:40	08/27/19 11:33	1
Acenaphthene	0.24	U	0.72	0.24	ug/L		08/26/19 11:40	08/27/19 11:33	1
Fluorene	0.24	U	0.72	0.24	ug/L		08/26/19 11:40	08/27/19 11:33	1
Phenanthrene	0.83	U	2.9	0.83	ug/L		08/26/19 11:40	08/27/19 11:33	1
Anthracene	0.086	U	0.48	0.086	ug/L		08/26/19 11:40	08/27/19 11:33	1
Fluoranthene	0.22	U	0.72	0.22	ug/L		08/26/19 11:40	08/27/19 11:33	1
Pyrene	0.21	U	0.48	0.21	ug/L		08/26/19 11:40	08/27/19 11:33	1
Benzo[a]anthracene	0.048	U	0.19	0.048	ug/L		08/26/19 11:40	08/27/19 11:33	1
Chrysene	0.065	U	0.48	0.065	ug/L		08/26/19 11:40	08/27/19 11:33	1
Benzo[b]fluoranthene	0.048	U	0.096	0.048	ug/L		08/26/19 11:40	08/27/19 11:33	1
Benzo[k]fluoranthene	0.080	U	0.48	0.080	ug/L		08/26/19 11:40	08/27/19 11:33	1
Benzo[a]pyrene	0.070	U	0.48	0.070	ug/L		08/26/19 11:40	08/27/19 11:33	1
Benzo[g,h,i]perylene	0.067	U	0.48	0.067	ug/L		08/26/19 11:40	08/27/19 11:33	1
Indeno[1,2,3-cd]pyrene	0.048	U	0.19	0.048	ug/L		08/26/19 11:40	08/27/19 11:33	1
Dibenz(a,h)anthracene	0.074	U	0.19	0.074	ug/L		08/26/19 11:40	08/27/19 11:33	1

Surrogate	*%Recovery*	*Qualifier*	*Limits*	*Prepared*	*Analyzed*	*Dil Fac*
2-methylnaphthalene-d10	*62*		*19 - 110*	*08/26/19 11:40*	*08/27/19 11:33*	*1*
Fluoranthene-d10	*70*		*35 - 140*	*08/26/19 11:40*	*08/27/19 11:33*	*1*

Method: FL-PRO Micro - Florida - Petroleum Range Organics (GC)

Analyte	Result	Qualifier	RL	MDL	Unit	D	Prepared	Analyzed	Dil Fac
Total Petroleum Hydrocarbons (C8-C40)	0.24	U	1.0	0.24	mg/L		08/26/19 07:32	08/26/19 19:48	1

Surrogate	*%Recovery*	*Qualifier*	*Limits*	*Prepared*	*Analyzed*	*Dil Fac*
o-Terphenyl	*95*		*66 - 139*	*08/26/19 07:32*	*08/26/19 19:48*	*1*
n-C39	*33*	*J1*	*40 - 129*	*08/26/19 07:32*	*08/26/19 19:48*	*1*

Method: 6010D - Metals (ICP) - Total Recoverable

Analyte	Result	Qualifier	RL	MDL	Unit	D	Prepared	Analyzed	Dil Fac
Silver	0.0015	U	0.010	0.0015	mg/L		08/26/19 09:45	08/26/19 16:33	1
Arsenic	**0.0021**	**I**	0.010	0.0019	mg/L		08/26/19 09:45	08/26/19 16:33	1
Barium	**0.0013**	**I**	0.010	0.00092	mg/L		08/26/19 09:45	08/26/19 16:33	1
Cadmium	0.00046	U	0.0040	0.00046	mg/L		08/26/19 09:45	08/26/19 16:33	1
Chromium	0.0011	U	0.010	0.0011	mg/L		08/26/19 09:45	08/26/19 16:33	1
Lead	0.0020	U	0.010	0.0020	mg/L		08/26/19 09:45	08/26/19 16:33	1
Selenium	0.0050	U	0.020	0.0050	mg/L		08/26/19 09:45	08/26/19 16:33	1

Method: 7470A - Mercury (CVAA)

Analyte	Result	Qualifier	RL	MDL	Unit	D	Prepared	Analyzed	Dil Fac
Mercury	0.076	U	0.30	0.076	ug/L		08/27/19 07:40	08/27/19 13:27	1

General Chemistry

Analyte	Result	Qualifier	RL	RL	Unit	D	Prepared	Analyzed	Dil Fac
Turbidity	0.50	U	0.50	0.50	NTU			08/24/19 07:35	1
Total Dissolved Solids	**4.8**		2.5	2.5	mg/L			08/26/19 10:16	1

Client: Envirologic International LTD.
Project/Site: Carnival Grand Port

Job ID: 660-96843-1

Client Sample ID: DUPA
Date Collected: 08/22/19 00:00
Date Received: 08/23/19 08:50

Lab Sample ID: 660-96843-2
Matrix: Water

Method: 8260B - Volatile Organic Compounds (GC/MS)

Analyte	Result	Qualifier	RL	MDL	Unit	D	Prepared	Analyzed	Dil Fac
Benzene	0.25	U	1.0	0.25	ug/L			09/03/19 15:08	1
Dichlorobromomethane	0.23	U	1.0	0.23	ug/L			09/03/19 15:08	1
Bromoform	1.1	U	5.0	1.1	ug/L			09/03/19 15:08	1
Bromomethane	2.5	U	10	2.5	ug/L			09/03/19 15:08	1
Carbon tetrachloride	0.23	U	1.0	0.23	ug/L			09/03/19 15:08	1
Chlorobenzene	0.27	U	1.0	0.27	ug/L			09/03/19 15:08	1
Chloroethane	2.5	U	10	2.5	ug/L			09/03/19 15:08	1
Chloroform	0.29	U	1.0	0.29	ug/L			09/03/19 15:08	1
Chloromethane	0.76	U	2.0	0.76	ug/L			09/03/19 15:08	1
Chlorodibromomethane	0.31	U	3.0	0.31	ug/L			09/03/19 15:08	1
1,2-Dibromo-3-Chloropropane	2.5	U	10	2.5	ug/L			09/03/19 15:08	1
Ethylene Dibromide	0.27	U	1.0	0.27	ug/L			09/03/19 15:08	1
1,2-Dichlorobenzene	0.24	U	1.0	0.24	ug/L			09/03/19 15:08	1
1,3-Dichlorobenzene	0.26	U	1.0	0.26	ug/L			09/03/19 15:08	1
1,4-Dichlorobenzene	0.22	U	1.0	0.22	ug/L			09/03/19 15:08	1
Dichlorodifluoromethane	2.5	U	10	2.5	ug/L			09/03/19 15:08	1
1,1-Dichloroethane	0.32	U	1.0	0.32	ug/L			09/03/19 15:08	1
1,1-Dichloroethene	0.26	U	1.0	0.26	ug/L			09/03/19 15:08	1
1,2-Dichloroethane	0.31	U	1.0	0.31	ug/L			09/03/19 15:08	1
cis-1,2-Dichloroethene	0.32	U	1.0	0.32	ug/L			09/03/19 15:08	1
trans-1,2-Dichloroethene	0.39	U	2.0	0.39	ug/L			09/03/19 15:08	1
1,2-Dichloropropane	0.52	U	2.0	0.52	ug/L			09/03/19 15:08	1
cis-1,3-Dichloropropene	0.39	U	2.0	0.39	ug/L			09/03/19 15:08	1
trans-1,3-Dichloropropene	0.27	U	1.0	0.27	ug/L			09/03/19 15:08	1
Ethylbenzene	0.27	U	1.0	0.27	ug/L			09/03/19 15:08	1
Isopropylbenzene	0.52	U	2.0	0.52	ug/L			09/03/19 15:08	1
Methylene Chloride	1.4	U	10	1.4	ug/L			09/03/19 15:08	1
Styrene	0.49	U	2.0	0.49	ug/L			09/03/19 15:08	1
1,1,2,2-Tetrachloroethane	0.44	U	1.0	0.44	ug/L			09/03/19 15:08	1
Tetrachloroethene	0.50	U	2.0	0.50	ug/L			09/03/19 15:08	1
Toluene	0.24	U	1.0	0.24	ug/L			09/03/19 15:08	1
1,2,3-Trichlorobenzene	0.37	U	2.0	0.37	ug/L			09/03/19 15:08	1
1,2,4-Trichlorobenzene	0.58	U	2.0	0.58	ug/L			09/03/19 15:08	1
1,1,1-Trichloroethane	0.30	U	1.0	0.30	ug/L			09/03/19 15:08	1
1,1,2-Trichloroethane	0.29	U	1.0	0.29	ug/L			09/03/19 15:08	1
Trichloroethene	0.61	U	2.0	0.61	ug/L			09/03/19 15:08	1
Trichlorofluoromethane	0.49	U	5.0	0.49	ug/L			09/03/19 15:08	1
Vinyl chloride	0.26	U	1.0	0.26	ug/L			09/03/19 15:08	1
Acetone	3.0	U	20	3.0	ug/L			09/03/19 15:08	1
2-Butanone (MEK)	3.2	U	10	3.2	ug/L			09/03/19 15:08	1
4-Methyl-2-pentanone (MIBK)	4.0	U	15	4.0	ug/L			09/03/19 15:08	1
Carbon disulfide	0.35	U	2.0	0.35	ug/L			09/03/19 15:08	1
2-Hexanone	4.4	U	15	4.4	ug/L			09/03/19 15:08	1
Methyl tert-butyl ether	0.44	U	2.0	0.44	ug/L			09/03/19 15:08	1
Xylenes, Total	0.50	U	4.0	0.50	ug/L			09/03/19 15:08	1

Surrogate	*%Recovery*	*Qualifier*	*Limits*	*Prepared*	*Analyzed*	*Dil Fac*
4-Bromofluorobenzene	*107*		*70 - 130*		*09/03/19 15:08*	*1*
Dibromofluoromethane	*100*		*70 - 130*		*09/03/19 15:08*	*1*
Toluene-d8 (Surr)	*103*		*70 - 130*		*09/03/19 15:08*	*1*

Client Sample ID: DUPA

Date Collected: 08/22/19 00:00
Date Received: 08/23/19 08:50

Lab Sample ID: 660-96843-2

Matrix: Water

Method: 8270D - PAHs by GC/MS (SIM)

Analyte	Result	Qualifier	RL	MDL	Unit	D	Prepared	Analyzed	Dil Fac
Naphthalene	1.3	U	3.8	1.3	ug/L		08/26/19 11:40	08/27/19 10:34	1
2-Methylnaphthalene	0.64	U	0.72	0.64	ug/L		08/26/19 11:40	08/27/19 10:34	1
1-Methylnaphthalene	0.62	U	0.72	0.62	ug/L		08/26/19 11:40	08/27/19 10:34	1
Acenaphthylene	0.077	U	0.48	0.077	ug/L		08/26/19 11:40	08/27/19 10:34	1
Acenaphthene	0.24	U	0.72	0.24	ug/L		08/26/19 11:40	08/27/19 10:34	1
Fluorene	0.24	U	0.72	0.24	ug/L		08/26/19 11:40	08/27/19 10:34	1
Phenanthrene	0.83	U	2.9	0.83	ug/L		08/26/19 11:40	08/27/19 10:34	1
Anthracene	0.086	U	0.48	0.086	ug/L		08/26/19 11:40	08/27/19 10:34	1
Fluoranthene	0.22	U	0.72	0.22	ug/L		08/26/19 11:40	08/27/19 10:34	1
Pyrene	0.21	U	0.48	0.21	ug/L		08/26/19 11:40	08/27/19 10:34	1
Benzo[a]anthracene	0.048	U	0.19	0.048	ug/L		08/26/19 11:40	08/27/19 10:34	1
Chrysene	0.065	U	0.48	0.065	ug/L		08/26/19 11:40	08/27/19 10:34	1
Benzo[b]fluoranthene	0.048	U	0.096	0.048	ug/L		08/26/19 11:40	08/27/19 10:34	1
Benzo[k]fluoranthene	0.080	U	0.48	0.080	ug/L		08/26/19 11:40	08/27/19 10:34	1
Benzo[a]pyrene	0.070	U	0.48	0.070	ug/L		08/26/19 11:40	08/27/19 10:34	1
Benzo[g,h,i]perylene	0.067	U	0.48	0.067	ug/L		08/26/19 11:40	08/27/19 10:34	1
Indeno[1,2,3-cd]pyrene	0.048	U	0.19	0.048	ug/L		08/26/19 11:40	08/27/19 10:34	1
Dibenz(a,h)anthracene	0.074	U	0.19	0.074	ug/L		08/26/19 11:40	08/27/19 10:34	1

Surrogate	*%Recovery*	*Qualifier*	*Limits*	*Prepared*	*Analyzed*	*Dil Fac*
2-methylnaphthalene-d10	*61*		*19 - 110*	*08/26/19 11:40*	*08/27/19 10:34*	*1*
Fluoranthene-d10	*74*		*35 - 140*	*08/26/19 11:40*	*08/27/19 10:34*	*1*

Method: FL-PRO Micro - Florida - Petroleum Range Organics (GC)

Analyte	Result	Qualifier	RL	MDL	Unit	D	Prepared	Analyzed	Dil Fac
Total Petroleum Hydrocarbons (C8-C40)	0.24	U	1.0	0.24	mg/L		08/26/19 07:32	08/26/19 20:08	1

Surrogate	*%Recovery*	*Qualifier*	*Limits*	*Prepared*	*Analyzed*	*Dil Fac*
o-Terphenyl	*95*		*66 - 139*	*08/26/19 07:32*	*08/26/19 20:08*	*1*
n-C39	*33*	*J1*	*40 - 129*	*08/26/19 07:32*	*08/26/19 20:08*	*1*

Method: 6010D - Metals (ICP) - Total Recoverable

Analyte	Result	Qualifier	RL	MDL	Unit	D	Prepared	Analyzed	Dil Fac
Silver	0.0015	U	0.010	0.0015	mg/L		08/26/19 09:45	08/26/19 16:37	1
Arsenic	**0.0027**	**I**	0.010	0.0019	mg/L		08/26/19 09:45	08/26/19 16:37	1
Barium	**0.0087**	**I**	0.010	0.00092	mg/L		08/26/19 09:45	08/26/19 16:37	1
Cadmium	0.00046	U	0.0040	0.00046	mg/L		08/26/19 09:45	08/26/19 16:37	1
Chromium	0.0011	U	0.010	0.0011	mg/L		08/26/19 09:45	08/26/19 16:37	1
Lead	0.0020	U	0.010	0.0020	mg/L		08/26/19 09:45	08/26/19 16:37	1
Selenium	0.0050	U	0.020	0.0050	mg/L		08/26/19 09:45	08/26/19 16:37	1

Method: 7470A - Mercury (CVAA)

Analyte	Result	Qualifier	RL	MDL	Unit	D	Prepared	Analyzed	Dil Fac
Mercury	0.076	U	0.30	0.076	ug/L		08/27/19 07:40	08/27/19 13:29	1

General Chemistry

Analyte	Result	Qualifier	RL	RL	Unit	D	Prepared	Analyzed	Dil Fac
Turbidity	**2.0**		0.50	0.50	NTU			08/24/19 07:35	1
Total Dissolved Solids	**1400**		20	20	mg/L			08/26/19 10:16	1

Client: Envirologic International LTD.
Project/Site: Carnival Grand Port

Job ID: 660-96843-1

Client Sample ID: OW-13
Date Collected: 08/22/19 10:12
Date Received: 08/23/19 08:50

Lab Sample ID: 660-96843-3
Matrix: Water

Method: 8260B - Volatile Organic Compounds (GC/MS)

Analyte	Result	Qualifier	RL	MDL	Unit	D	Prepared	Analyzed	Dil Fac
Benzene	0.25	U	1.0	0.25	ug/L			09/03/19 15:25	1
Dichlorobromomethane	0.23	U	1.0	0.23	ug/L			09/03/19 15:25	1
Bromoform	1.1	U	5.0	1.1	ug/L			09/03/19 15:25	1
Bromomethane	2.5	U	10	2.5	ug/L			09/03/19 15:25	1
Carbon tetrachloride	0.23	U	1.0	0.23	ug/L			09/03/19 15:25	1
Chlorobenzene	0.27	U	1.0	0.27	ug/L			09/03/19 15:25	1
Chloroethane	2.5	U	10	2.5	ug/L			09/03/19 15:25	1
Chloroform	0.29	U	1.0	0.29	ug/L			09/03/19 15:25	1
Chloromethane	0.76	U	2.0	0.76	ug/L			09/03/19 15:25	1
Chlorodibromomethane	0.31	U	3.0	0.31	ug/L			09/03/19 15:25	1
1,2-Dibromo-3-Chloropropane	2.5	U	10	2.5	ug/L			09/03/19 15:25	1
Ethylene Dibromide	0.27	U	1.0	0.27	ug/L			09/03/19 15:25	1
1,2-Dichlorobenzene	0.24	U	1.0	0.24	ug/L			09/03/19 15:25	1
1,3-Dichlorobenzene	0.26	U	1.0	0.26	ug/L			09/03/19 15:25	1
1,4-Dichlorobenzene	0.22	U	1.0	0.22	ug/L			09/03/19 15:25	1
Dichlorodifluoromethane	2.5	U	10	2.5	ug/L			09/03/19 15:25	1
1,1-Dichloroethane	0.32	U	1.0	0.32	ug/L			09/03/19 15:25	1
1,1-Dichloroethene	0.26	U	1.0	0.26	ug/L			09/03/19 15:25	1
1,2-Dichloroethane	0.31	U	1.0	0.31	ug/L			09/03/19 15:25	1
cis-1,2-Dichloroethene	0.32	U	1.0	0.32	ug/L			09/03/19 15:25	1
trans-1,2-Dichloroethene	0.39	U	2.0	0.39	ug/L			09/03/19 15:25	1
1,2-Dichloropropane	0.52	U	2.0	0.52	ug/L			09/03/19 15:25	1
cis-1,3-Dichloropropene	0.39	U	2.0	0.39	ug/L			09/03/19 15:25	1
trans-1,3-Dichloropropene	0.27	U	1.0	0.27	ug/L			09/03/19 15:25	1
Ethylbenzene	0.27	U	1.0	0.27	ug/L			09/03/19 15:25	1
Isopropylbenzene	0.52	U	2.0	0.52	ug/L			09/03/19 15:25	1
Methylene Chloride	1.4	U	10	1.4	ug/L			09/03/19 15:25	1
Styrene	0.49	U	2.0	0.49	ug/L			09/03/19 15:25	1
1,1,2,2-Tetrachloroethane	0.44	U	1.0	0.44	ug/L			09/03/19 15:25	1
Tetrachloroethene	0.50	U	2.0	0.50	ug/L			09/03/19 15:25	1
Toluene	0.24	U	1.0	0.24	ug/L			09/03/19 15:25	1
1,2,3-Trichlorobenzene	0.37	U	2.0	0.37	ug/L			09/03/19 15:25	1
1,2,4-Trichlorobenzene	0.58	U	2.0	0.58	ug/L			09/03/19 15:25	1
1,1,1-Trichloroethane	0.30	U	1.0	0.30	ug/L			09/03/19 15:25	1
1,1,2-Trichloroethane	0.29	U	1.0	0.29	ug/L			09/03/19 15:25	1
Trichloroethene	0.61	U	2.0	0.61	ug/L			09/03/19 15:25	1
Trichlorofluoromethane	0.49	U	5.0	0.49	ug/L			09/03/19 15:25	1
Vinyl chloride	0.26	U	1.0	0.26	ug/L			09/03/19 15:25	1
Acetone	3.0	U	20	3.0	ug/L			09/03/19 15:25	1
2-Butanone (MEK)	3.2	U	10	3.2	ug/L			09/03/19 15:25	1
4-Methyl-2-pentanone (MIBK)	4.0	U	15	4.0	ug/L			09/03/19 15:25	1
Carbon disulfide	0.35	U	2.0	0.35	ug/L			09/03/19 15:25	1
2-Hexanone	4.4	U	15	4.4	ug/L			09/03/19 15:25	1
Methyl tert-butyl ether	0.44	U	2.0	0.44	ug/L			09/03/19 15:25	1
Xylenes, Total	0.50	U	4.0	0.50	ug/L			09/03/19 15:25	1

Surrogate	*%Recovery*	*Qualifier*	*Limits*	*Prepared*	*Analyzed*	*Dil Fac*
4-Bromofluorobenzene	*106*		*70 - 130*		*09/03/19 15:25*	*1*
Dibromofluoromethane	*98*		*70 - 130*		*09/03/19 15:25*	*1*
Toluene-d8 (Surr)	*101*		*70 - 130*		*09/03/19 15:25*	*1*

Client: Envirologic International LTD.
Project/Site: Carnival Grand Port

Job ID: 660-96843-1

Client Sample ID: OW-13

Date Collected: 08/22/19 10:12
Date Received: 08/23/19 08:50

Lab Sample ID: 660-96843-3

Matrix: Water

Method: 8270D - PAHs by GC/MS (SIM)

Analyte	Result	Qualifier	RL	MDL	Unit	D	Prepared	Analyzed	Dil Fac
Naphthalene	1.3	U	3.8	1.3	ug/L		08/26/19 11:45	08/27/19 10:55	1
2-Methylnaphthalene	0.64	U	0.72	0.64	ug/L		08/26/19 11:45	08/27/19 10:55	1
1-Methylnaphthalene	0.62	U	0.72	0.62	ug/L		08/26/19 11:45	08/27/19 10:55	1
Acenaphthylene	0.077	U	0.48	0.077	ug/L		08/26/19 11:45	08/27/19 10:55	1
Acenaphthene	0.24	U	0.72	0.24	ug/L		08/26/19 11:45	08/27/19 10:55	1
Fluorene	0.24	U	0.72	0.24	ug/L		08/26/19 11:45	08/27/19 10:55	1
Phenanthrene	0.83	U	2.9	0.83	ug/L		08/26/19 11:45	08/27/19 10:55	1
Anthracene	0.086	U	0.48	0.086	ug/L		08/26/19 11:45	08/27/19 10:55	1
Fluoranthene	0.22	U	0.72	0.22	ug/L		08/26/19 11:45	08/27/19 10:55	1
Pyrene	0.21	U	0.48	0.21	ug/L		08/26/19 11:45	08/27/19 10:55	1
Benzo[a]anthracene	0.048	U	0.19	0.048	ug/L		08/26/19 11:45	08/27/19 10:55	1
Chrysene	0.065	U	0.48	0.065	ug/L		08/26/19 11:45	08/27/19 10:55	1
Benzo[b]fluoranthene	0.048	U	0.096	0.048	ug/L		08/26/19 11:45	08/27/19 10:55	1
Benzo[k]fluoranthene	0.080	U	0.48	0.080	ug/L		08/26/19 11:45	08/27/19 10:55	1
Benzo[a]pyrene	0.070	U	0.48	0.070	ug/L		08/26/19 11:45	08/27/19 10:55	1
Benzo[g,h,i]perylene	0.067	U	0.48	0.067	ug/L		08/26/19 11:45	08/27/19 10:55	1
Indeno[1,2,3-cd]pyrene	0.048	U	0.19	0.048	ug/L		08/26/19 11:45	08/27/19 10:55	1
Dibenz(a,h)anthracene	0.074	U	0.19	0.074	ug/L		08/26/19 11:45	08/27/19 10:55	1

Surrogate	*%Recovery*	*Qualifier*	*Limits*	*Prepared*	*Analyzed*	*Dil Fac*
2-methylnaphthalene-d10	*73*		*19 - 110*	*08/26/19 11:45*	*08/27/19 10:55*	*1*
Fluoranthene-d10	*78*		*35 - 140*	*08/26/19 11:45*	*08/27/19 10:55*	*1*

Method: FL-PRO Micro - Florida - Petroleum Range Organics (GC)

Analyte	Result	Qualifier	RL	MDL	Unit	D	Prepared	Analyzed	Dil Fac
Total Petroleum Hydrocarbons (C8-C40)	0.24	U	1.0	0.24	mg/L		08/26/19 14:19	08/27/19 11:06	1

Surrogate	*%Recovery*	*Qualifier*	*Limits*	*Prepared*	*Analyzed*	*Dil Fac*
o-Terphenyl	*93*		*66 - 139*	*08/26/19 14:19*	*08/27/19 11:06*	*1*
n-C39	*22*	*J1*	*40 - 129*	*08/26/19 14:19*	*08/27/19 11:06*	*1*

Method: 6010D - Metals (ICP) - Total Recoverable

Analyte	Result	Qualifier	RL	MDL	Unit	D	Prepared	Analyzed	Dil Fac
Silver	0.0015	U	0.010	0.0015	mg/L		08/26/19 09:45	08/26/19 16:40	1
Arsenic	0.0019	U	0.010	0.0019	mg/L		08/26/19 09:45	08/26/19 16:40	1
Barium	**0.0084**	**I**	0.010	0.00092	mg/L		08/26/19 09:45	08/26/19 16:40	1
Cadmium	0.00046	U	0.0040	0.00046	mg/L		08/26/19 09:45	08/26/19 16:40	1
Chromium	0.0011	U	0.010	0.0011	mg/L		08/26/19 09:45	08/26/19 16:40	1
Lead	0.0020	U	0.010	0.0020	mg/L		08/26/19 09:45	08/26/19 16:40	1
Selenium	0.0050	U	0.020	0.0050	mg/L		08/26/19 09:45	08/26/19 16:40	1

Method: 7470A - Mercury (CVAA)

Analyte	Result	Qualifier	RL	MDL	Unit	D	Prepared	Analyzed	Dil Fac
Mercury	0.076	U	0.30	0.076	ug/L		08/27/19 07:40	08/27/19 13:31	1

General Chemistry

Analyte	Result	Qualifier	RL	RL	Unit	D	Prepared	Analyzed	Dil Fac
Turbidity	**2.2**		0.50	0.50	NTU			08/24/19 07:35	1
Total Dissolved Solids	**1300**		20	20	mg/L			08/26/19 10:16	1

Client Sample ID: OW-14

Date Collected: 08/22/19 12:15
Date Received: 08/23/19 08:50

Lab Sample ID: 660-96843-4

Matrix: Water

Method: 8260B - Volatile Organic Compounds (GC/MS)

Analyte	Result	Qualifier	RL	MDL	Unit	D	Prepared	Analyzed	Dil Fac
Benzene	0.25	U	1.0	0.25	ug/L			09/03/19 15:48	1
Dichlorobromomethane	0.23	U	1.0	0.23	ug/L			09/03/19 15:48	1
Bromoform	1.1	U	5.0	1.1	ug/L			09/03/19 15:48	1
Bromomethane	2.5	U	10	2.5	ug/L			09/03/19 15:48	1
Carbon tetrachloride	0.23	U	1.0	0.23	ug/L			09/03/19 15:48	1
Chlorobenzene	0.27	U	1.0	0.27	ug/L			09/03/19 15:48	1
Chloroethane	2.5	U	10	2.5	ug/L			09/03/19 15:48	1
Chloroform	0.29	U	1.0	0.29	ug/L			09/03/19 15:48	1
Chloromethane	0.76	U	2.0	0.76	ug/L			09/03/19 15:48	1
Chlorodibromomethane	0.31	U	3.0	0.31	ug/L			09/03/19 15:48	1
1,2-Dibromo-3-Chloropropane	2.5	U	10	2.5	ug/L			09/03/19 15:48	1
Ethylene Dibromide	0.27	U	1.0	0.27	ug/L			09/03/19 15:48	1
1,2-Dichlorobenzene	0.24	U	1.0	0.24	ug/L			09/03/19 15:48	1
1,3-Dichlorobenzene	0.26	U	1.0	0.26	ug/L			09/03/19 15:48	1
1,4-Dichlorobenzene	0.22	U	1.0	0.22	ug/L			09/03/19 15:48	1
Dichlorodifluoromethane	2.5	U	10	2.5	ug/L			09/03/19 15:48	1
1,1-Dichloroethane	0.32	U	1.0	0.32	ug/L			09/03/19 15:48	1
1,1-Dichloroethene	0.26	U	1.0	0.26	ug/L			09/03/19 15:48	1
1,2-Dichloroethane	0.31	U	1.0	0.31	ug/L			09/03/19 15:48	1
cis-1,2-Dichloroethene	0.32	U	1.0	0.32	ug/L			09/03/19 15:48	1
trans-1,2-Dichloroethene	0.39	U	2.0	0.39	ug/L			09/03/19 15:48	1
1,2-Dichloropropane	0.52	U	2.0	0.52	ug/L			09/03/19 15:48	1
cis-1,3-Dichloropropene	0.39	U	2.0	0.39	ug/L			09/03/19 15:48	1
trans-1,3-Dichloropropene	0.27	U	1.0	0.27	ug/L			09/03/19 15:48	1
Ethylbenzene	0.27	U	1.0	0.27	ug/L			09/03/19 15:48	1
Isopropylbenzene	0.52	U	2.0	0.52	ug/L			09/03/19 15:48	1
Methylene Chloride	1.4	U	10	1.4	ug/L			09/03/19 15:48	1
Styrene	0.49	U	2.0	0.49	ug/L			09/03/19 15:48	1
1,1,2,2-Tetrachloroethane	0.44	U	1.0	0.44	ug/L			09/03/19 15:48	1
Tetrachloroethene	0.50	U	2.0	0.50	ug/L			09/03/19 15:48	1
Toluene	0.24	U	1.0	0.24	ug/L			09/03/19 15:48	1
1,2,3-Trichlorobenzene	0.37	U	2.0	0.37	ug/L			09/03/19 15:48	1
1,2,4-Trichlorobenzene	0.58	U	2.0	0.58	ug/L			09/03/19 15:48	1
1,1,1-Trichloroethane	0.30	U	1.0	0.30	ug/L			09/03/19 15:48	1
1,1,2-Trichloroethane	0.29	U	1.0	0.29	ug/L			09/03/19 15:48	1
Trichloroethene	0.61	U	2.0	0.61	ug/L			09/03/19 15:48	1
Trichlorofluoromethane	0.49	U	5.0	0.49	ug/L			09/03/19 15:48	1
Vinyl chloride	0.26	U	1.0	0.26	ug/L			09/03/19 15:48	1
Acetone	3.0	U	20	3.0	ug/L			09/03/19 15:48	1
2-Butanone (MEK)	3.2	U	10	3.2	ug/L			09/03/19 15:48	1
4-Methyl-2-pentanone (MIBK)	4.0	U	15	4.0	ug/L			09/03/19 15:48	1
Carbon disulfide	0.35	U	2.0	0.35	ug/L			09/03/19 15:48	1
2-Hexanone	4.4	U	15	4.4	ug/L			09/03/19 15:48	1
Methyl tert-butyl ether	0.44	U	2.0	0.44	ug/L			09/03/19 15:48	1
Xylenes, Total	0.50	U	4.0	0.50	ug/L			09/03/19 15:48	1

Surrogate	*%Recovery*	*Qualifier*	*Limits*	*Prepared*	*Analyzed*	*Dil Fac*
4-Bromofluorobenzene	*106*		*70 - 130*		*09/03/19 15:48*	*1*
Dibromofluoromethane	*98*		*70 - 130*		*09/03/19 15:48*	*1*
Toluene-d8 (Surr)	*100*		*70 - 130*		*09/03/19 15:48*	*1*

Client: Envirologic International LTD.
Project/Site: Carnival Grand Port

Job ID: 660-96843-1

Client Sample ID: OW-14
Date Collected: 08/22/19 12:15
Date Received: 08/23/19 08:50

Lab Sample ID: 660-96843-4
Matrix: Water

Method: 8270D - PAHs by GC/MS (SIM)

Analyte	Result	Qualifier	RL	MDL	Unit	D	Prepared	Analyzed	Dil Fac
Naphthalene	1.3	U	3.8	1.3	ug/L		08/26/19 11:45	08/27/19 11:17	1
2-Methylnaphthalene	0.64	U	0.72	0.64	ug/L		08/26/19 11:45	08/27/19 11:17	1
1-Methylnaphthalene	0.62	U	0.72	0.62	ug/L		08/26/19 11:45	08/27/19 11:17	1
Acenaphthylene	0.077	U	0.48	0.077	ug/L		08/26/19 11:45	08/27/19 11:17	1
Acenaphthene	0.24	U	0.72	0.24	ug/L		08/26/19 11:45	08/27/19 11:17	1
Fluorene	0.24	U	0.72	0.24	ug/L		08/26/19 11:45	08/27/19 11:17	1
Phenanthrene	0.83	U	2.9	0.83	ug/L		08/26/19 11:45	08/27/19 11:17	1
Anthracene	0.086	U	0.48	0.086	ug/L		08/26/19 11:45	08/27/19 11:17	1
Fluoranthene	0.22	U	0.72	0.22	ug/L		08/26/19 11:45	08/27/19 11:17	1
Pyrene	0.21	U	0.48	0.21	ug/L		08/26/19 11:45	08/27/19 11:17	1
Benzo[a]anthracene	0.048	U	0.19	0.048	ug/L		08/26/19 11:45	08/27/19 11:17	1
Chrysene	0.065	U	0.48	0.065	ug/L		08/26/19 11:45	08/27/19 11:17	1
Benzo[b]fluoranthene	0.048	U	0.096	0.048	ug/L		08/26/19 11:45	08/27/19 11:17	1
Benzo[k]fluoranthene	0.080	U	0.48	0.080	ug/L		08/26/19 11:45	08/27/19 11:17	1
Benzo[a]pyrene	0.070	U	0.48	0.070	ug/L		08/26/19 11:45	08/27/19 11:17	1
Benzo[g,h,i]perylene	0.067	U	0.48	0.067	ug/L		08/26/19 11:45	08/27/19 11:17	1
Indeno[1,2,3-cd]pyrene	0.048	U	0.19	0.048	ug/L		08/26/19 11:45	08/27/19 11:17	1
Dibenz(a,h)anthracene	0.074	U	0.19	0.074	ug/L		08/26/19 11:45	08/27/19 11:17	1

Surrogate	*%Recovery*	*Qualifier*	*Limits*	*Prepared*	*Analyzed*	*Dil Fac*
2-methylnaphthalene-d10	*56*		*19 - 110*	*08/26/19 11:45*	*08/27/19 11:17*	*1*
Fluoranthene-d10	*65*		*35 - 140*	*08/26/19 11:45*	*08/27/19 11:17*	*1*

Method: FL-PRO Micro - Florida - Petroleum Range Organics (GC)

Analyte	Result	Qualifier	RL	MDL	Unit	D	Prepared	Analyzed	Dil Fac
Total Petroleum Hydrocarbons (C8-C40)	0.24	U	1.0	0.24	mg/L		08/26/19 14:19	08/27/19 11:46	1

Surrogate	*%Recovery*	*Qualifier*	*Limits*	*Prepared*	*Analyzed*	*Dil Fac*
o-Terphenyl	*91*		*66 - 139*	*08/26/19 14:19*	*08/27/19 11:46*	*1*
n-C39	*24*	*J1*	*40 - 129*	*08/26/19 14:19*	*08/27/19 11:46*	*1*

Method: 6010D - Metals (ICP) - Total Recoverable

Analyte	Result	Qualifier	RL	MDL	Unit	D	Prepared	Analyzed	Dil Fac
Silver	0.0015	U	0.010	0.0015	mg/L		08/26/19 09:45	08/26/19 16:43	1
Arsenic	**0.0024**	**I**	0.010	0.0019	mg/L		08/26/19 09:45	08/26/19 16:43	1
Barium	**0.0059**	**I**	0.010	0.00092	mg/L		08/26/19 09:45	08/26/19 16:43	1
Cadmium	0.00046	U	0.0040	0.00046	mg/L		08/26/19 09:45	08/26/19 16:43	1
Chromium	**0.0021**	**I**	0.010	0.0011	mg/L		08/26/19 09:45	08/26/19 16:43	1
Lead	0.0020	U	0.010	0.0020	mg/L		08/26/19 09:45	08/26/19 16:43	1
Selenium	0.0050	U	0.020	0.0050	mg/L		08/26/19 09:45	08/26/19 16:43	1

Method: 7470A - Mercury (CVAA)

Analyte	Result	Qualifier	RL	MDL	Unit	D	Prepared	Analyzed	Dil Fac
Mercury	0.076	U	0.30	0.076	ug/L		08/27/19 07:40	08/27/19 13:33	1

General Chemistry

Analyte	Result	Qualifier	RL	RL	Unit	D	Prepared	Analyzed	Dil Fac
Turbidity	**0.95**		0.50	0.50	NTU			08/24/19 07:35	1
Total Dissolved Solids	**730**		20	20	mg/L			08/26/19 10:16	1

Client: Envirologic International LTD.
Project/Site: Carnival Grand Port

Job ID: 660-96843-1

Method: 8260B - Volatile Organic Compounds (GC/MS)

Lab Sample ID: MB 660-215098/7
Matrix: Water
Analysis Batch: 215098

Client Sample ID: Method Blank
Prep Type: Total/NA

Analyte	MB Result	MB Qualifier	RL	MDL	Unit	D	Prepared	Analyzed	Dil Fac
Benzene	0.25	U	1.0	0.25	ug/L			09/03/19 09:57	1
Dichlorobromomethane	0.23	U	1.0	0.23	ug/L			09/03/19 09:57	1
Bromoform	1.1	U	5.0	1.1	ug/L			09/03/19 09:57	1
Bromomethane	2.5	U	10	2.5	ug/L			09/03/19 09:57	1
Carbon tetrachloride	0.23	U	1.0	0.23	ug/L			09/03/19 09:57	1
Chlorobenzene	0.27	U	1.0	0.27	ug/L			09/03/19 09:57	1
Chloroethane	2.5	U	10	2.5	ug/L			09/03/19 09:57	1
Chloroform	0.29	U	1.0	0.29	ug/L			09/03/19 09:57	1
Chloromethane	0.76	U	2.0	0.76	ug/L			09/03/19 09:57	1
Chlorodibromomethane	0.31	U	3.0	0.31	ug/L			09/03/19 09:57	1
1,2-Dibromo-3-Chloropropane	2.5	U	10	2.5	ug/L			09/03/19 09:57	1
Ethylene Dibromide	0.27	U	1.0	0.27	ug/L			09/03/19 09:57	1
1,2-Dichlorobenzene	0.24	U	1.0	0.24	ug/L			09/03/19 09:57	1
1,3-Dichlorobenzene	0.26	U	1.0	0.26	ug/L			09/03/19 09:57	1
1,4-Dichlorobenzene	0.22	U	1.0	0.22	ug/L			09/03/19 09:57	1
Dichlorodifluoromethane	2.5	U	10	2.5	ug/L			09/03/19 09:57	1
1,1-Dichloroethane	0.32	U	1.0	0.32	ug/L			09/03/19 09:57	1
1,1-Dichloroethene	0.26	U	1.0	0.26	ug/L			09/03/19 09:57	1
1,2-Dichloroethane	0.31	U	1.0	0.31	ug/L			09/03/19 09:57	1
cis-1,2-Dichloroethene	0.32	U	1.0	0.32	ug/L			09/03/19 09:57	1
trans-1,2-Dichloroethene	0.39	U	2.0	0.39	ug/L			09/03/19 09:57	1
1,2-Dichloropropane	0.52	U	2.0	0.52	ug/L			09/03/19 09:57	1
cis-1,3-Dichloropropene	0.39	U	2.0	0.39	ug/L			09/03/19 09:57	1
trans-1,3-Dichloropropene	0.27	U	1.0	0.27	ug/L			09/03/19 09:57	1
Ethylbenzene	0.27	U	1.0	0.27	ug/L			09/03/19 09:57	1
Isopropylbenzene	0.52	U	2.0	0.52	ug/L			09/03/19 09:57	1
Methylene Chloride	1.4	U	10	1.4	ug/L			09/03/19 09:57	1
Styrene	0.49	U	2.0	0.49	ug/L			09/03/19 09:57	1
1,1,2,2-Tetrachloroethane	0.44	U	1.0	0.44	ug/L			09/03/19 09:57	1
Tetrachloroethene	0.50	U	2.0	0.50	ug/L			09/03/19 09:57	1
Toluene	0.24	U	1.0	0.24	ug/L			09/03/19 09:57	1
1,2,3-Trichlorobenzene	0.37	U	2.0	0.37	ug/L			09/03/19 09:57	1
1,2,4-Trichlorobenzene	0.58	U	2.0	0.58	ug/L			09/03/19 09:57	1
1,1,1-Trichloroethane	0.30	U	1.0	0.30	ug/L			09/03/19 09:57	1
1,1,2-Trichloroethane	0.29	U	1.0	0.29	ug/L			09/03/19 09:57	1
Trichloroethene	0.61	U	2.0	0.61	ug/L			09/03/19 09:57	1
Trichlorofluoromethane	0.49	U	5.0	0.49	ug/L			09/03/19 09:57	1
Vinyl chloride	0.26	U	1.0	0.26	ug/L			09/03/19 09:57	1
Acetone	3.0	U	20	3.0	ug/L			09/03/19 09:57	1
2-Butanone (MEK)	3.2	U	10	3.2	ug/L			09/03/19 09:57	1
4-Methyl-2-pentanone (MIBK)	4.0	U	15	4.0	ug/L			09/03/19 09:57	1
Carbon disulfide	0.35	U	2.0	0.35	ug/L			09/03/19 09:57	1
2-Hexanone	4.4	U	15	4.4	ug/L			09/03/19 09:57	1
Methyl tert-butyl ether	0.44	U	2.0	0.44	ug/L			09/03/19 09:57	1
Xylenes, Total	0.50	U	4.0	0.50	ug/L			09/03/19 09:57	1

Surrogate	*MB %Recovery*	*MB Qualifier*	*Limits*	*Prepared*	*Analyzed*	*Dil Fac*
4-Bromofluorobenzene	*103*		*70 - 130*		*09/03/19 09:57*	*1*

Method: 8260B - Volatile Organic Compounds (GC/MS) (Continued)

Lab Sample ID: MB 660-215098/7
Matrix: Water
Analysis Batch: 215098

Client Sample ID: Method Blank
Prep Type: Total/NA

Surrogate	MB %Recovery	MB Qualifier	Limits	Prepared	Analyzed	Dil Fac
Dibromofluoromethane	99		70 - 130		09/03/19 09:57	1
Toluene-d8 (Surr)	100		70 - 130		09/03/19 09:57	1

Lab Sample ID: LCS 660-215098/4
Matrix: Water
Analysis Batch: 215098

Client Sample ID: Lab Control Sample
Prep Type: Total/NA

Analyte	Spike Added	LCS Result	LCS Qualifier	Unit	D	%Rec	%Rec. Limits
Benzene	10.0	9.19		ug/L		92	66 - 131
Dichlorobromomethane	10.0	9.45		ug/L		94	62 - 122
Bromoform	10.0	8.61		ug/L		86	59 - 119
Bromomethane	10.0	8.32	I	ug/L		83	37 - 137
Carbon tetrachloride	10.0	9.14		ug/L		91	62 - 124
Chlorobenzene	10.0	9.56		ug/L		96	67 - 130
Chloroethane	10.0	8.14	I	ug/L		81	49 - 150
Chloroform	10.0	9.52		ug/L		95	77 - 119
Chloromethane	10.0	8.03		ug/L		80	52 - 137
Chlorodibromomethane	10.0	9.99		ug/L		100	58 - 124
1,2-Dibromo-3-Chloropropane	10.0	8.74	I	ug/L		87	54 - 133
Ethylene Dibromide	10.0	9.49		ug/L		95	63 - 124
1,2-Dichlorobenzene	10.0	9.58		ug/L		96	69 - 133
1,3-Dichlorobenzene	10.0	9.58		ug/L		96	68 - 130
1,4-Dichlorobenzene	10.0	9.45		ug/L		95	69 - 133
Dichlorodifluoromethane	10.0	6.87	I	ug/L		69	23 - 150
1,1-Dichloroethane	10.0	9.20		ug/L		92	68 - 130
1,1-Dichloroethene	10.0	8.73		ug/L		87	62 - 133
1,2-Dichloroethane	10.0	9.15		ug/L		91	64 - 124
cis-1,2-Dichloroethene	10.0	9.03		ug/L		90	69 - 133
trans-1,2-Dichloroethene	10.0	9.32		ug/L		93	67 - 130
1,2-Dichloropropane	10.0	9.80		ug/L		98	79 - 130
cis-1,3-Dichloropropene	10.0	9.53		ug/L		95	68 - 130
trans-1,3-Dichloropropene	10.0	9.22		ug/L		92	57 - 121
Ethylbenzene	10.0	9.40		ug/L		94	77 - 117
Isopropylbenzene	10.0	9.57		ug/L		96	66 - 130
Methylene Chloride	10.0	9.05	I	ug/L		91	64 - 124
Styrene	10.0	8.85		ug/L		89	65 - 130
1,1,2,2-Tetrachloroethane	10.0	9.63		ug/L		96	67 - 130
Tetrachloroethene	10.0	9.41		ug/L		94	59 - 130
Toluene	10.0	9.53		ug/L		95	71 - 119
1,2,3-Trichlorobenzene	10.0	9.43		ug/L		94	69 - 129
1,2,4-Trichlorobenzene	10.0	9.36		ug/L		94	67 - 130
1,1,1-Trichloroethane	10.0	9.48		ug/L		95	64 - 124
1,1,2-Trichloroethane	10.0	10.4		ug/L		104	68 - 130
Trichloroethene	10.0	9.41		ug/L		94	65 - 130
Trichlorofluoromethane	10.0	7.74		ug/L		77	56 - 135
Vinyl chloride	10.0	7.54		ug/L		75	59 - 130
Acetone	100	84.1		ug/L		84	45 - 150
2-Butanone (MEK)	100	81.5		ug/L		82	46 - 146

Method: 8260B - Volatile Organic Compounds (GC/MS) (Continued)

Lab Sample ID: LCS 660-215098/4
Matrix: Water
Analysis Batch: 215098

Client Sample ID: Lab Control Sample
Prep Type: Total/NA

Analyte	Spike Added	LCS Result	LCS Qualifier	Unit	D	%Rec	%Rec. Limits
4-Methyl-2-pentanone (MIBK)	100	88.8		ug/L		89	46 - 146
Carbon disulfide	10.0	7.39		ug/L		74	52 - 129
2-Hexanone	100	86.2		ug/L		86	47 - 147
Methyl tert-butyl ether	10.0	9.34		ug/L		93	63 - 123

Surrogate	*LCS %Recovery*	*LCS Qualifier*	*Limits*
4-Bromofluorobenzene	*99*		*70 - 130*
Dibromofluoromethane	*102*		*70 - 130*
Toluene-d8 (Surr)	*103*		*70 - 130*

Lab Sample ID: LCSD 660-215098/5
Matrix: Water
Analysis Batch: 215098

Client Sample ID: Lab Control Sample Dup
Prep Type: Total/NA

Analyte	Spike Added	LCSD Result	LCSD Qualifier	Unit	D	%Rec	%Rec. Limits	RPD	RPD Limit
Benzene	10.0	9.39		ug/L		94	66 - 131	2	30
Dichlorobromomethane	10.0	9.36		ug/L		94	62 - 122	1	30
Bromoform	10.0	8.61		ug/L		86	59 - 119	0	30
Bromomethane	10.0	8.76	I	ug/L		88	37 - 137	5	30
Carbon tetrachloride	10.0	9.54		ug/L		95	62 - 124	4	30
Chlorobenzene	10.0	9.47		ug/L		95	67 - 130	1	30
Chloroethane	10.0	9.07	I	ug/L		91	49 - 150	11	30
Chloroform	10.0	9.42		ug/L		94	77 - 119	1	30
Chloromethane	10.0	8.56		ug/L		86	52 - 137	6	30
Chlorodibromomethane	10.0	9.91		ug/L		99	58 - 124	1	30
1,2-Dibromo-3-Chloropropane	10.0	9.70	I	ug/L		97	54 - 133	10	30
Ethylene Dibromide	10.0	9.34		ug/L		93	63 - 124	2	30
1,2-Dichlorobenzene	10.0	9.62		ug/L		96	69 - 133	0	30
1,3-Dichlorobenzene	10.0	9.50		ug/L		95	68 - 130	1	30
1,4-Dichlorobenzene	10.0	9.66		ug/L		97	69 - 133	2	30
Dichlorodifluoromethane	10.0	8.39	I	ug/L		84	23 - 150	20	30
1,1-Dichloroethane	10.0	9.16		ug/L		92	68 - 130	0	30
1,1-Dichloroethene	10.0	8.78		ug/L		88	62 - 133	1	30
1,2-Dichloroethane	10.0	9.27		ug/L		93	64 - 124	1	30
cis-1,2-Dichloroethene	10.0	9.08		ug/L		91	69 - 133	1	30
trans-1,2-Dichloroethene	10.0	9.20		ug/L		92	67 - 130	1	30
1,2-Dichloropropane	10.0	9.31		ug/L		93	79 - 130	5	30
cis-1,3-Dichloropropene	10.0	9.51		ug/L		95	68 - 130	0	30
trans-1,3-Dichloropropene	10.0	8.93		ug/L		89	57 - 121	3	30
Ethylbenzene	10.0	9.46		ug/L		95	77 - 117	1	30
Isopropylbenzene	10.0	9.42		ug/L		94	66 - 130	2	30
Methylene Chloride	10.0	9.35	I	ug/L		94	64 - 124	3	30
Styrene	10.0	8.99		ug/L		90	65 - 130	2	30
1,1,2,2-Tetrachloroethane	10.0	9.63		ug/L		96	67 - 130	0	30
Tetrachloroethene	10.0	9.23		ug/L		92	59 - 130	2	30
Toluene	10.0	9.78		ug/L		98	71 - 119	3	30
1,2,3-Trichlorobenzene	10.0	9.26		ug/L		93	69 - 129	2	30
1,2,4-Trichlorobenzene	10.0	9.13		ug/L		91	67 - 130	3	30

Method: 8260B - Volatile Organic Compounds (GC/MS) (Continued)

Lab Sample ID: LCSD 660-215098/5
Matrix: Water
Analysis Batch: 215098

Client Sample ID: Lab Control Sample Dup
Prep Type: Total/NA

Analyte			Spike Added	LCSD Result	LCSD Qualifier	Unit	D	%Rec	%Rec. Limits	RPD	RPD Limit
1,1,1-Trichloroethane			10.0	9.73		ug/L		97	64 - 124	3	30
1,1,2-Trichloroethane			10.0	9.99		ug/L		100	68 - 130	4	30
Trichloroethene			10.0	9.56		ug/L		96	65 - 130	2	30
Trichlorofluoromethane			10.0	9.79		ug/L		98	56 - 135	23	30
Vinyl chloride			10.0	8.97		ug/L		90	59 - 130	17	30
Acetone			100	83.0		ug/L		83	45 - 150	1	30
2-Butanone (MEK)			100	86.5		ug/L		87	46 - 146	6	30
4-Methyl-2-pentanone (MIBK)			100	88.8		ug/L		89	46 - 146	0	30
Carbon disulfide			10.0	7.47		ug/L		75	52 - 129	1	30
2-Hexanone			100	89.1		ug/L		89	47 - 147	3	30
Methyl tert-butyl ether			10.0	9.17		ug/L		92	63 - 123	2	30

Surrogate	*LCSD %Recovery*	*LCSD Qualifier*	*Limits*
4-Bromofluorobenzene	*100*		*70 - 130*
Dibromofluoromethane	*102*		*70 - 130*
Toluene-d8 (Surr)	*103*		*70 - 130*

Method: 8270D - PAHs by GC/MS (SIM)

Lab Sample ID: MB 660-214823/1-A
Matrix: Water
Analysis Batch: 214845

Client Sample ID: Method Blank
Prep Type: Total/NA
Prep Batch: 214823

Analyte	MB Result	MB Qualifier	RL	MDL	Unit	D	Prepared	Analyzed	Dil Fac
Naphthalene	1.3	U	4.0	1.3	ug/L		08/26/19 11:40	08/27/19 07:52	1
2-Methylnaphthalene	0.67	U	0.75	0.67	ug/L		08/26/19 11:40	08/27/19 07:52	1
1-Methylnaphthalene	0.64	U	0.75	0.64	ug/L		08/26/19 11:40	08/27/19 07:52	1
Acenaphthylene	0.081	U	0.50	0.081	ug/L		08/26/19 11:40	08/27/19 07:52	1
Acenaphthene	0.25	U	0.75	0.25	ug/L		08/26/19 11:40	08/27/19 07:52	1
Fluorene	0.25	U	0.75	0.25	ug/L		08/26/19 11:40	08/27/19 07:52	1
Phenanthrene	0.86	U	3.0	0.86	ug/L		08/26/19 11:40	08/27/19 07:52	1
Anthracene	0.090	U	0.50	0.090	ug/L		08/26/19 11:40	08/27/19 07:52	1
Fluoranthene	0.23	U	0.75	0.23	ug/L		08/26/19 11:40	08/27/19 07:52	1
Pyrene	0.22	U	0.50	0.22	ug/L		08/26/19 11:40	08/27/19 07:52	1
Benzo[a]anthracene	0.050	U	0.20	0.050	ug/L		08/26/19 11:40	08/27/19 07:52	1
Chrysene	0.068	U	0.50	0.068	ug/L		08/26/19 11:40	08/27/19 07:52	1
Benzo[b]fluoranthene	0.050	U	0.10	0.050	ug/L		08/26/19 11:40	08/27/19 07:52	1
Benzo[k]fluoranthene	0.083	U	0.50	0.083	ug/L		08/26/19 11:40	08/27/19 07:52	1
Benzo[a]pyrene	0.073	U	0.50	0.073	ug/L		08/26/19 11:40	08/27/19 07:52	1
Benzo[g,h,i]perylene	0.070	U	0.50	0.070	ug/L		08/26/19 11:40	08/27/19 07:52	1
Indeno[1,2,3-cd]pyrene	0.050	U	0.20	0.050	ug/L		08/26/19 11:40	08/27/19 07:52	1
Dibenz(a,h)anthracene	0.077	U	0.20	0.077	ug/L		08/26/19 11:40	08/27/19 07:52	1

Surrogate	*MB %Recovery*	*MB Qualifier*	*Limits*	*Prepared*	*Analyzed*	*Dil Fac*
2-methylnaphthalene-d10	*63*		*19 - 110*	*08/26/19 11:40*	*08/27/19 07:52*	*1*
Fluoranthene-d10	*68*		*35 - 140*	*08/26/19 11:40*	*08/27/19 07:52*	*1*

Method: 8270D - PAHs by GC/MS (SIM) (Continued)

Lab Sample ID: LCS 660-214823/2-A
Matrix: Water
Analysis Batch: 214845

Client Sample ID: Lab Control Sample
Prep Type: Total/NA
Prep Batch: 214823

Analyte	Spike Added	LCS Result	LCS Qualifier	Unit	D	%Rec	%Rec. Limits
Naphthalene	20.0	8.91		ug/L		45	32 - 110
2-Methylnaphthalene	20.0	9.21		ug/L		46	30 - 110
1-Methylnaphthalene	20.0	9.11		ug/L		46	31 - 110
Acenaphthylene	20.0	9.90		ug/L		49	35 - 110
Acenaphthene	20.0	9.58		ug/L		48	35 - 110
Fluorene	20.0	9.38		ug/L		47	38 - 110
Phenanthrene	20.0	9.88		ug/L		49	39 - 110
Anthracene	20.0	9.70		ug/L		48	38 - 110
Fluoranthene	20.0	11.2		ug/L		56	41 - 110
Pyrene	20.0	11.5		ug/L		57	46 - 110
Benzo[a]anthracene	20.0	10.5		ug/L		52	47 - 110
Chrysene	20.0	11.4		ug/L		57	48 - 110
Benzo[b]fluoranthene	20.0	11.4		ug/L		57	47 - 110
Benzo[k]fluoranthene	20.0	11.8		ug/L		59	44 - 110
Benzo[a]pyrene	20.0	11.0		ug/L		55	45 - 110
Benzo[g,h,i]perylene	20.0	11.7		ug/L		58	47 - 110
Indeno[1,2,3-cd]pyrene	20.0	11.7		ug/L		58	47 - 112
Dibenz(a,h)anthracene	20.0	11.6		ug/L		58	47 - 110

Surrogate	*LCS %Recovery*	*LCS Qualifier*	*Limits*
2-methylnaphthalene-d10	*51*		*19 - 110*
Fluoranthene-d10	*59*		*35 - 140*

Method: FL-PRO Micro - Florida - Petroleum Range Organics (GC)

Lab Sample ID: MB 660-214801/1-A
Matrix: Water
Analysis Batch: 214816

Client Sample ID: Method Blank
Prep Type: Total/NA
Prep Batch: 214801

Analyte	MB Result	MB Qualifier	RL	MDL	Unit	D	Prepared	Analyzed	Dil Fac
Total Petroleum Hydrocarbons (C8-C40)	0.24	U	1.0	0.24	mg/L		08/26/19 07:32	08/26/19 11:50	1

Surrogate	*MB %Recovery*	*MB Qualifier*	*Limits*	*Prepared*	*Analyzed*	*Dil Fac*
o-Terphenyl	*88*		*66 - 139*	*08/26/19 07:32*	*08/26/19 11:50*	*1*
n-C39	*26*	*J1*	*40 - 129*	*08/26/19 07:32*	*08/26/19 11:50*	*1*

Lab Sample ID: LCS 660-214801/2-A
Matrix: Water
Analysis Batch: 214816

Client Sample ID: Lab Control Sample
Prep Type: Total/NA
Prep Batch: 214801

Analyte	Spike Added	LCS Result	LCS Qualifier	Unit	D	%Rec	%Rec. Limits
Total Petroleum Hydrocarbons (C8-C40)	12.1	10.3		mg/L		85	65 - 119

Surrogate	*LCS %Recovery*	*LCS Qualifier*	*Limits*
o-Terphenyl	*94*		*66 - 139*
n-C39	*96*		*40 - 129*

Method: FL-PRO Micro - Florida - Petroleum Range Organics (GC) (Continued)

Lab Sample ID: MB 660-214836/1-A
Matrix: Water
Analysis Batch: 214861

Client Sample ID: Method Blank
Prep Type: Total/NA
Prep Batch: 214836

Analyte	MB Result	MB Qualifier	RL	MDL	Unit	D	Prepared	Analyzed	Dil Fac
Total Petroleum Hydrocarbons (C8-C40)	0.24	U	1.0	0.24	mg/L		08/26/19 14:19	08/27/19 10:26	1

Surrogate	*MB %Recovery*	*MB Qualifier*	*Limits*	*Prepared*	*Analyzed*	*Dil Fac*
o-Terphenyl	*94*		*66 - 139*	*08/26/19 14:19*	*08/27/19 10:26*	*1*
n-C39	*24*	*J1*	*40 - 129*	*08/26/19 14:19*	*08/27/19 10:26*	*1*

Lab Sample ID: LCS 660-214836/2-A
Matrix: Water
Analysis Batch: 214861

Client Sample ID: Lab Control Sample
Prep Type: Total/NA
Prep Batch: 214836

Analyte	Spike Added	LCS Result	LCS Qualifier	Unit	D	%Rec	%Rec. Limits
Total Petroleum Hydrocarbons (C8-C40)	12.1	10.5		mg/L		86	65 - 119

Surrogate	*LCS %Recovery*	*LCS Qualifier*	*Limits*
o-Terphenyl	*95*		*66 - 139*
n-C39	*86*		*40 - 129*

Lab Sample ID: 660-96843-3 MS
Matrix: Water
Analysis Batch: 214861

Client Sample ID: OW-13
Prep Type: Total/NA
Prep Batch: 214836

Analyte	Sample Result	Sample Qualifier	Spike Added	MS Result	MS Qualifier	Unit	D	%Rec	%Rec. Limits
Total Petroleum Hydrocarbons (C8-C40)	0.24	U	12.1	10.1		mg/L		83	65 - 123

Surrogate	*MS %Recovery*	*MS Qualifier*	*Limits*
o-Terphenyl	*95*		*66 - 139*
n-C39	*76*		*40 - 129*

Lab Sample ID: 660-96843-4 DU
Matrix: Water
Analysis Batch: 214861

Client Sample ID: OW-14
Prep Type: Total/NA
Prep Batch: 214836

Analyte	Sample Result	Sample Qualifier	DU Result	DU Qualifier	Unit	D	RPD	RPD Limit
Total Petroleum Hydrocarbons (C8-C40)	0.24	U	0.24	U	mg/L		NC	20

Surrogate	*DU %Recovery*	*DU Qualifier*	*Limits*
o-Terphenyl	*103*		*66 - 139*
n-C39	*25*	*J1*	*40 - 129*

Method: 6010D - Metals (ICP)

Lab Sample ID: MB 660-214811/1-A
Matrix: Water
Analysis Batch: 214814

Client Sample ID: Method Blank
Prep Type: Total Recoverable
Prep Batch: 214811

Analyte	MB Result	MB Qualifier	RL	MDL	Unit	D	Prepared	Analyzed	Dil Fac
Silver	0.0015	U	0.010	0.0015	mg/L		08/26/19 09:45	08/26/19 15:12	1
Arsenic	0.0019	U	0.010	0.0019	mg/L		08/26/19 09:45	08/26/19 15:12	1
Barium	0.00092	U	0.010	0.00092	mg/L		08/26/19 09:45	08/26/19 15:12	1
Cadmium	0.00046	U	0.0040	0.00046	mg/L		08/26/19 09:45	08/26/19 15:12	1
Chromium	0.0011	U	0.010	0.0011	mg/L		08/26/19 09:45	08/26/19 15:12	1
Lead	0.0020	U	0.010	0.0020	mg/L		08/26/19 09:45	08/26/19 15:12	1
Selenium	0.0050	U	0.020	0.0050	mg/L		08/26/19 09:45	08/26/19 15:12	1

Lab Sample ID: LCS 660-214811/2-A
Matrix: Water
Analysis Batch: 214814

Client Sample ID: Lab Control Sample
Prep Type: Total Recoverable
Prep Batch: 214811

Analyte	Spike Added	LCS Result	LCS Qualifier	Unit	D	%Rec	%Rec. Limits
Silver	1.00	0.976		mg/L		98	80 - 120
Arsenic	1.00	0.992		mg/L		99	80 - 120
Barium	1.00	0.997		mg/L		100	80 - 120
Cadmium	1.00	1.02		mg/L		102	80 - 120
Chromium	1.00	1.01		mg/L		101	80 - 120
Lead	1.00	1.03		mg/L		103	80 - 120
Selenium	1.00	0.995		mg/L		100	80 - 120

Method: 7470A - Mercury (CVAA)

Lab Sample ID: MB 660-214866/13-A
Matrix: Water
Analysis Batch: 214887

Client Sample ID: Method Blank
Prep Type: Total/NA
Prep Batch: 214866

Analyte	MB Result	MB Qualifier	RL	MDL	Unit	D	Prepared	Analyzed	Dil Fac
Mercury	0.076	U	0.30	0.076	ug/L		08/27/19 07:40	08/27/19 13:04	1

Lab Sample ID: LCS 660-214866/14-A
Matrix: Water
Analysis Batch: 214887

Client Sample ID: Lab Control Sample
Prep Type: Total/NA
Prep Batch: 214866

Analyte	Spike Added	LCS Result	LCS Qualifier	Unit	D	%Rec	%Rec. Limits
Mercury	1.40	1.30		ug/L		93	80 - 120

Method: 2130B-2011 - Turbidity

Lab Sample ID: MB 660-214775/2
Matrix: Water
Analysis Batch: 214775

Client Sample ID: Method Blank
Prep Type: Total/NA

Analyte	MB Result	MB Qualifier	RL	RL	Unit	D	Prepared	Analyzed	Dil Fac
Turbidity	0.50	U	0.50	0.50	NTU			08/24/19 07:35	1

Method: 2130B-2011 - Turbidity (Continued)

Lab Sample ID: DLCK 660-214775/1
Matrix: Water
Analysis Batch: 214775

Client Sample ID: Lab Control Sample
Prep Type: Total/NA

Analyte	Spike Added	DLCK Result	DLCK Qualifier	Unit	D	%Rec	%Rec. Limits
Turbidity	0.500	0.589		NTU		118	50 - 150

Lab Sample ID: LCS 660-214775/3
Matrix: Water
Analysis Batch: 214775

Client Sample ID: Lab Control Sample
Prep Type: Total/NA

Analyte	Spike Added	LCS Result	LCS Qualifier	Unit	D	%Rec	%Rec. Limits
Turbidity	40.0	43.2		NTU		108	90 - 110

Lab Sample ID: 660-96843-2 DU
Matrix: Water
Analysis Batch: 214775

Client Sample ID: DUPA
Prep Type: Total/NA

Analyte	Sample Result	Sample Qualifier	DU Result	DU Qualifier	Unit	D	RPD	RPD Limit
Turbidity	2.0		2.09		NTU		4	20

Method: 2540C-2011 - Total Dissolved Solids (Dried at 180 °C)

Lab Sample ID: MB 660-214815/1
Matrix: Water
Analysis Batch: 214815

Client Sample ID: Method Blank
Prep Type: Total/NA

Analyte	MB Result	MB Qualifier	RL	RL	Unit	D	Prepared	Analyzed	Dil Fac
Total Dissolved Solids	5.0	U	5.0	5.0	mg/L			08/26/19 10:16	1

Lab Sample ID: LCS 660-214815/2
Matrix: Water
Analysis Batch: 214815

Client Sample ID: Lab Control Sample
Prep Type: Total/NA

Analyte	Spike Added	LCS Result	LCS Qualifier	Unit	D	%Rec	%Rec. Limits
Total Dissolved Solids	10000	9870		mg/L		99	80 - 120

Lab Sample ID: 660-96843-4 DU
Matrix: Water
Analysis Batch: 214815

Client Sample ID: OW-14
Prep Type: Total/NA

Analyte	Sample Result	Sample Qualifier	DU Result	DU Qualifier	Unit	D	RPD	RPD Limit
Total Dissolved Solids	730		714		mg/L		2	5.0

GC/MS VOA

Analysis Batch: 215098

Lab Sample ID	Client Sample ID	Prep Type	Matrix	Method	Prep Batch
660-96843-1	EQUIPMENT BLANK	Total/NA	Water	8260B	
660-96843-2	DUPA	Total/NA	Water	8260B	
660-96843-3	OW-13	Total/NA	Water	8260B	
660-96843-4	OW-14	Total/NA	Water	8260B	
MB 660-215098/7	Method Blank	Total/NA	Water	8260B	
LCS 660-215098/4	Lab Control Sample	Total/NA	Water	8260B	
LCSD 660-215098/5	Lab Control Sample Dup	Total/NA	Water	8260B	

GC/MS Semi VOA

Prep Batch: 214823

Lab Sample ID	Client Sample ID	Prep Type	Matrix	Method	Prep Batch
660-96843-1	EQUIPMENT BLANK	Total/NA	Water	3510C	
660-96843-2	DUPA	Total/NA	Water	3510C	
660-96843-3	OW-13	Total/NA	Water	3510C	
660-96843-4	OW-14	Total/NA	Water	3510C	
MB 660-214823/1-A	Method Blank	Total/NA	Water	3510C	
LCS 660-214823/2-A	Lab Control Sample	Total/NA	Water	3510C	

Analysis Batch: 214845

Lab Sample ID	Client Sample ID	Prep Type	Matrix	Method	Prep Batch
660-96843-1	EQUIPMENT BLANK	Total/NA	Water	8270D	214823
MB 660-214823/1-A	Method Blank	Total/NA	Water	8270D	214823
LCS 660-214823/2-A	Lab Control Sample	Total/NA	Water	8270D	214823

Analysis Batch: 214846

Lab Sample ID	Client Sample ID	Prep Type	Matrix	Method	Prep Batch
660-96843-2	DUPA	Total/NA	Water	8270D	214823
660-96843-3	OW-13	Total/NA	Water	8270D	214823
660-96843-4	OW-14	Total/NA	Water	8270D	214823

GC Semi VOA

Prep Batch: 214801

Lab Sample ID	Client Sample ID	Prep Type	Matrix	Method	Prep Batch
660-96843-1	EQUIPMENT BLANK	Total/NA	Water	MicroExt Prep	
660-96843-2	DUPA	Total/NA	Water	MicroExt Prep	
MB 660-214801/1-A	Method Blank	Total/NA	Water	MicroExt Prep	
LCS 660-214801/2-A	Lab Control Sample	Total/NA	Water	MicroExt Prep	

Analysis Batch: 214816

Lab Sample ID	Client Sample ID	Prep Type	Matrix	Method	Prep Batch
660-96843-1	EQUIPMENT BLANK	Total/NA	Water	FL-PRO Micro	214801
660-96843-2	DUPA	Total/NA	Water	FL-PRO Micro	214801
MB 660-214801/1-A	Method Blank	Total/NA	Water	FL-PRO Micro	214801
LCS 660-214801/2-A	Lab Control Sample	Total/NA	Water	FL-PRO Micro	214801

Prep Batch: 214836

Lab Sample ID	Client Sample ID	Prep Type	Matrix	Method	Prep Batch
660-96843-3	OW-13	Total/NA	Water	MicroExt Prep	
660-96843-4	OW-14	Total/NA	Water	MicroExt Prep	
MB 660-214836/1-A	Method Blank	Total/NA	Water	MicroExt Prep	

GC Semi VOA (Continued)

Prep Batch: 214836 (Continued)

Lab Sample ID	Client Sample ID	Prep Type	Matrix	Method	Prep Batch
LCS 660-214836/2-A	Lab Control Sample	Total/NA	Water	MicroExt Prep	
660-96843-3 MS	OW-13	Total/NA	Water	MicroExt Prep	
660-96843-4 DU	OW-14	Total/NA	Water	MicroExt Prep	

Analysis Batch: 214861

Lab Sample ID	Client Sample ID	Prep Type	Matrix	Method	Prep Batch
660-96843-3	OW-13	Total/NA	Water	FL-PRO Micro	214836
660-96843-4	OW-14	Total/NA	Water	FL-PRO Micro	214836
MB 660-214836/1-A	Method Blank	Total/NA	Water	FL-PRO Micro	214836
LCS 660-214836/2-A	Lab Control Sample	Total/NA	Water	FL-PRO Micro	214836
660-96843-3 MS	OW-13	Total/NA	Water	FL-PRO Micro	214836
660-96843-4 DU	OW-14	Total/NA	Water	FL-PRO Micro	214836

Metals

Prep Batch: 214811

Lab Sample ID	Client Sample ID	Prep Type	Matrix	Method	Prep Batch
660-96843-1	EQUIPMENT BLANK	Total Recoverable	Water	3005A	
660-96843-2	DUPA	Total Recoverable	Water	3005A	
660-96843-3	OW-13	Total Recoverable	Water	3005A	
660-96843-4	OW-14	Total Recoverable	Water	3005A	
MB 660-214811/1-A	Method Blank	Total Recoverable	Water	3005A	
LCS 660-214811/2-A	Lab Control Sample	Total Recoverable	Water	3005A	

Analysis Batch: 214814

Lab Sample ID	Client Sample ID	Prep Type	Matrix	Method	Prep Batch
660-96843-1	EQUIPMENT BLANK	Total Recoverable	Water	6010D	214811
660-96843-2	DUPA	Total Recoverable	Water	6010D	214811
660-96843-3	OW-13	Total Recoverable	Water	6010D	214811
660-96843-4	OW-14	Total Recoverable	Water	6010D	214811
MB 660-214811/1-A	Method Blank	Total Recoverable	Water	6010D	214811
LCS 660-214811/2-A	Lab Control Sample	Total Recoverable	Water	6010D	214811

Prep Batch: 214866

Lab Sample ID	Client Sample ID	Prep Type	Matrix	Method	Prep Batch
660-96843-1	EQUIPMENT BLANK	Total/NA	Water	7470A	
660-96843-2	DUPA	Total/NA	Water	7470A	
660-96843-3	OW-13	Total/NA	Water	7470A	
660-96843-4	OW-14	Total/NA	Water	7470A	
MB 660-214866/13-A	Method Blank	Total/NA	Water	7470A	
LCS 660-214866/14-A	Lab Control Sample	Total/NA	Water	7470A	

Analysis Batch: 214887

Lab Sample ID	Client Sample ID	Prep Type	Matrix	Method	Prep Batch
660-96843-1	EQUIPMENT BLANK	Total/NA	Water	7470A	214866
660-96843-2	DUPA	Total/NA	Water	7470A	214866
660-96843-3	OW-13	Total/NA	Water	7470A	214866
660-96843-4	OW-14	Total/NA	Water	7470A	214866
MB 660-214866/13-A	Method Blank	Total/NA	Water	7470A	214866
LCS 660-214866/14-A	Lab Control Sample	Total/NA	Water	7470A	214866

QC Association Summary

Client: Envirologic International LTD.
Project/Site: Carnival Grand Port

Job ID: 660-96843-1

General Chemistry

Analysis Batch: 214775

Lab Sample ID	Client Sample ID	Prep Type	Matrix	Method	Prep Batch
660-96843-1	EQUIPMENT BLANK	Total/NA	Water	2130B-2011	
660-96843-2	DUPA	Total/NA	Water	2130B-2011	
660-96843-3	OW-13	Total/NA	Water	2130B-2011	
660-96843-4	OW-14	Total/NA	Water	2130B-2011	
MB 660-214775/2	Method Blank	Total/NA	Water	2130B-2011	
DLCK 660-214775/1	Lab Control Sample	Total/NA	Water	2130B-2011	
LCS 660-214775/3	Lab Control Sample	Total/NA	Water	2130B-2011	
660-96843-2 DU	DUPA	Total/NA	Water	2130B-2011	

Analysis Batch: 214815

Lab Sample ID	Client Sample ID	Prep Type	Matrix	Method	Prep Batch
660-96843-1	EQUIPMENT BLANK	Total/NA	Water	2540C-2011	
660-96843-2	DUPA	Total/NA	Water	2540C-2011	
660-96843-3	OW-13	Total/NA	Water	2540C-2011	
660-96843-4	OW-14	Total/NA	Water	2540C-2011	
MB 660-214815/1	Method Blank	Total/NA	Water	2540C-2011	
LCS 660-214815/2	Lab Control Sample	Total/NA	Water	2540C-2011	
660-96843-4 DU	OW-14	Total/NA	Water	2540C-2011	

Lab Chronicle

Client: Envirologic International LTD.
Project/Site: Carnival Grand Port

Job ID: 660-96843-1

Client Sample ID: EQUIPMENT BLANK

Lab Sample ID: 660-96843-1
Matrix: Water
Date Collected: 08/22/19 09:05
Date Received: 08/23/19 08:50

Prep Type	Batch Type	Batch Method	Run	Dil Factor	Initial Amount	Final Amount	Batch Number	Prepared or Analyzed	Analyst	Lab
Total/NA	Analysis	8260B		1	5 mL	5 mL	215098	09/03/19 13:15	K1P	TAL TAM
Total/NA	Prep	3510C			260 mL	1 mL	214823	08/26/19 11:40	XMO	TAL TAM
Total/NA	Analysis	8270D		1			214845	08/27/19 11:33	K1P	TAL TAM
Total/NA	Prep	MicroExt Prep			35.08 mL	2 mL	214801	08/26/19 07:32	EM	TAL TAM
Total/NA	Analysis	FL-PRO Micro		1			214816	08/26/19 19:48	K1P	TAL TAM
Total Recoverable	Prep	3005A			50 mL	50 mL	214811	08/26/19 09:45	GAF	TAL TAM
Total Recoverable	Analysis	6010D		1			214814	08/26/19 16:33	GAF	TAL TAM
Total/NA	Prep	7470A			25 mL	35 mL	214866	08/27/19 07:40	GAF	TAL TAM
Total/NA	Analysis	7470A		1			214887	08/27/19 13:27	GH1	TAL TAM
Total/NA	Analysis	2130B-2011		1			214775	08/24/19 07:35	JLD	TAL TAM
Total/NA	Analysis	2540C-2011		1	400 mL	200 mL	214815	08/26/19 10:16	SGF	TAL TAM

Client Sample ID: DUPA

Lab Sample ID: 660-96843-2
Matrix: Water
Date Collected: 08/22/19 00:00
Date Received: 08/23/19 08:50

Prep Type	Batch Type	Batch Method	Run	Dil Factor	Initial Amount	Final Amount	Batch Number	Prepared or Analyzed	Analyst	Lab
Total/NA	Analysis	8260B		1	5 mL	5 mL	215098	09/03/19 15:08	K1P	TAL TAM
Total/NA	Prep	3510C			260 mL	1 mL	214823	08/26/19 11:40	XMO	TAL TAM
Total/NA	Analysis	8270D		1			214846	08/27/19 10:34	K1P	TAL TAM
Total/NA	Prep	MicroExt Prep			35.07 mL	2 mL	214801	08/26/19 07:32	EM	TAL TAM
Total/NA	Analysis	FL-PRO Micro		1			214816	08/26/19 20:08	K1P	TAL TAM
Total Recoverable	Prep	3005A			50 mL	50 mL	214811	08/26/19 09:45	GAF	TAL TAM
Total Recoverable	Analysis	6010D		1			214814	08/26/19 16:37	GAF	TAL TAM
Total/NA	Prep	7470A			25 mL	35 mL	214866	08/27/19 07:40	GAF	TAL TAM
Total/NA	Analysis	7470A		1			214887	08/27/19 13:29	GH1	TAL TAM
Total/NA	Analysis	2130B-2011		1			214775	08/24/19 07:35	JLD	TAL TAM
Total/NA	Analysis	2540C-2011		1	50 mL	200 mL	214815	08/26/19 10:16	SGF	TAL TAM

Client Sample ID: OW-13

Lab Sample ID: 660-96843-3
Matrix: Water
Date Collected: 08/22/19 10:12
Date Received: 08/23/19 08:50

Prep Type	Batch Type	Batch Method	Run	Dil Factor	Initial Amount	Final Amount	Batch Number	Prepared or Analyzed	Analyst	Lab
Total/NA	Analysis	8260B		1	5 mL	5 mL	215098	09/03/19 15:25	K1P	TAL TAM
Total/NA	Prep	3510C			260 mL	1 mL	214823	08/26/19 11:45	XMO	TAL TAM
Total/NA	Analysis	8270D		1			214846	08/27/19 10:55	K1P	TAL TAM
Total/NA	Prep	MicroExt Prep			35.06 mL	2 mL	214836	08/26/19 14:19	EM	TAL TAM
Total/NA	Analysis	FL-PRO Micro		1			214861	08/27/19 11:06	K1P	TAL TAM
Total Recoverable	Prep	3005A			50 mL	50 mL	214811	08/26/19 09:45	GAF	TAL TAM
Total Recoverable	Analysis	6010D		1			214814	08/26/19 16:40	GAF	TAL TAM
Total/NA	Prep	7470A			25 mL	35 mL	214866	08/27/19 07:40	GAF	TAL TAM
Total/NA	Analysis	7470A		1			214887	08/27/19 13:31	GH1	TAL TAM
Total/NA	Analysis	2130B-2011		1			214775	08/24/19 07:35	JLD	TAL TAM

Lab Chronicle

Client: Envirologic International LTD.
Project/Site: Carnival Grand Port

Job ID: 660-96843-1

Client Sample ID: OW-13

Date Collected: 08/22/19 10:12
Date Received: 08/23/19 08:50

Lab Sample ID: 660-96843-3

Matrix: Water

Prep Type	Batch Type	Batch Method	Run	Dil Factor	Initial Amount	Final Amount	Batch Number	Prepared or Analyzed	Analyst	Lab
Total/NA	Analysis	2540C-2011		1	50 mL	200 mL	214815	08/26/19 10:16	SGF	TAL TAM

Client Sample ID: OW-14

Date Collected: 08/22/19 12:15
Date Received: 08/23/19 08:50

Lab Sample ID: 660-96843-4

Matrix: Water

Prep Type	Batch Type	Batch Method	Run	Dil Factor	Initial Amount	Final Amount	Batch Number	Prepared or Analyzed	Analyst	Lab
Total/NA	Analysis	8260B		1	5 mL	5 mL	215098	09/03/19 15:48	K1P	TAL TAM
Total/NA	Prep	3510C			260 mL	1 mL	214823	08/26/19 11:45	XMO	TAL TAM
Total/NA	Analysis	8270D		1			214846	08/27/19 11:17	K1P	TAL TAM
Total/NA	Prep	MicroExt Prep			35.04 mL	2 mL	214836	08/26/19 14:19	EM	TAL TAM
Total/NA	Analysis	FL-PRO Micro		1			214861	08/27/19 11:46	K1P	TAL TAM
Total Recoverable	Prep	3005A			50 mL	50 mL	214811	08/26/19 09:45	GAF	TAL TAM
Total Recoverable	Analysis	6010D		1			214814	08/26/19 16:43	GAF	TAL TAM
Total/NA	Prep	7470A			25 mL	35 mL	214866	08/27/19 07:40	GAF	TAL TAM
Total/NA	Analysis	7470A		1			214887	08/27/19 13:33	GH1	TAL TAM
Total/NA	Analysis	2130B-2011		1			214775	08/24/19 07:35	JLD	TAL TAM
Total/NA	Analysis	2540C-2011		1	50 mL	200 mL	214815	08/26/19 10:16	SGF	TAL TAM

Laboratory References:

TAL TAM = Eurofins TestAmerica, Tampa, 6712 Benjamin Road, Suite 100, Tampa, FL 33634, TEL (813)885-7427

Method Summary

Client: Envirologic International LTD.
Project/Site: Carnival Grand Port

Job ID: 660-96843-1

Method	Method Description	Protocol	Laboratory
8260B	Volatile Organic Compounds (GC/MS)	SW846	TAL TAM
8270D	PAHs by GC/MS (SIM)	SW846	TAL TAM
FL-PRO Micro	Florida - Petroleum Range Organics (GC)	FL-DEP	TAL TAM
6010D	Metals (ICP)	SW846	TAL TAM
7470A	Mercury (CVAA)	SW846	TAL TAM
2130B-2011	Turbidity	SM	TAL TAM
2540C-2011	Total Dissolved Solids (Dried at 180 °C)	SM	TAL TAM
3005A	Preparation, Total Recoverable or Dissolved Metals	SW846	TAL TAM
3510C	Liquid-Liquid Extraction (Separatory Funnel)	SW846	TAL TAM
5030B	Purge and Trap	SW846	TAL TAM
7470A	Preparation, Mercury	SW846	TAL TAM
MicroExt Prep	Microextraction	SW846	TAL TAM

Protocol References:

FL-DEP = State Of Florida Department Of Environmental Protection, Florida Administrative Code.
SM = "Standard Methods For The Examination Of Water And Wastewater"
SW846 = "Test Methods For Evaluating Solid Waste, Physical/Chemical Methods", Third Edition, November 1986 And Its Updates.

Laboratory References:

TAL TAM = Eurofins TestAmerica, Tampa, 6712 Benjamin Road, Suite 100, Tampa, FL 33634, TEL (813)885-7427

Accreditation/Certification Summary

Client: Envirologic International LTD.
Job ID: 660-96843-1
Project/Site: Carnival Grand Port

Laboratory: Eurofins TestAmerica, Tampa

The accreditations/certifications listed below are applicable to this report.

Authority	Program	Identification Number	Expiration Date
Florida	NELAP	E84282	06-30-20

Eurofins TestAmerica, Tampa
6712 Benjamin Road Suite 100
Tampa, FL 33634
Phone: 813-885-7427 Fax: 813-885-7049

Chain of Custody Record

eurofins | Environment Testing TestAmerica

Client Information	Sampler: Lloyd Cheong	Lab PM: Gudnason, Haukur M	Carrier Tracking No(s): FEDEX 8134 5288 0374	COC No: 660-86801-28129~~3~~4
Client Contact: Mr. Lloyd Cheong	Phone: 242-351-2490	E-Mail: haukur.gudnason@testamericainc.com		Page: Page 3 of 3
Company: Envirologic International LTD.				Job #:
Address: 1100 SE 24th Street Suite 101F	Due Date Requested:			
City: Ft. Lauderdale	TAT Requested (days):			
State, Zip: FL, 33316				
Phone: 954-727-3965(Tel)	PO #: Purchase Order not required			
Email: envirologic.bahamas@gmail.com	WO #:			
Project Name: Carnival Grand Port	Project #: 66013991			
Site:	SSOW#:			

Analysis Requested

Preservation Codes:

A - HCL, B - NaOH, C - Zn Acetate, D - Nitric Acid, E - NaHSO4, F - MeOH, G - Amchlor, H - Ascorbic Acid, I - Ice, J - DI Water, K - EDTA, L - EDA, M - Hexane, N - None, O - AsNaO2, P - Na2O4S, Q - Na2SO3, R - Na2S2O3, S - H2SO4, T - TSP Dodecahydrate, U - Acetone, V - MCAA, W - pH 4-5, Z - other (specify)

Other:

Sample Identification	Sample Date	Sample Time	Sample Type (C=comp, G=grab)	Matrix (W=water, S=solid, O=waste/oil, BT=Tissue, A=Air)	Field Filtered Sample (Yes or No)	Perform MS/MSD (Yes or No)	8270D_SIM - Polycyclic Aromatic Hydrocarbons	SM2130B - Turbidity	6010D, 7470A	8260B - Target Compound List	FLPRO_Micro - TRPH	2540C - TDS	~~Field Sampling - Field Sampling Oxygen, Dissolved~~	Total Number of containers	Special Instructions/Note:
				Preservation Code:			N	N	D	A	A	N	N		
EQUIPMENT Blank	8/22/19	9:05		Water			2	1	1	3	2	1			
DUPA	↓			Water			2	1	1	3	2	1			
OW-13	↓	10:12		Water			2	1	1	3	2	1			
OW-14	↓	1215		WATER			2	1	1	3	2	1			

660-96843 Chain of Custody

Loc: 660
96843

Possible Hazard Identification
☐ Non-Hazard ☐ Flammable ☐ Skin Irritant ☐ Poison B ☐ Unknown ☐ Radiological

Sample Disposal (A fee may be assessed if samples are retained longer than 1 month)
☐ Return To Client ☐ Disposal By Lab ☐ Archive For _____ Months

Deliverable Requested: I, II, III, IV, Other (specify)

Special Instructions/QC Requirements:

Empty Kit Relinquished by:	Date:	Time:	Method of Shipment:

Relinquished by:	Date/Time:	Company	Received by:	Date/Time:	Company
Lloyd Cheong	8/22/19 3:30pm	EIC	Kwestoa Fullwood	8/23/19 0850	Eurofins TAMPA

Custody Seals Intact: Δ Yes Δ No | Custody Seal No.:

Cooler Temperature(s) °C and Other Remarks: 5.2/5.2°C ~~7.8/7.8~~ CU 09 Battery change in IR

Ver: 01/16/2019

Login Sample Receipt Checklist

Client: Envirologic International LTD. Job Number: 660-96843-1

Login Number: 96843 **List Source: Eurofins TestAmerica, Tampa**
List Number: 1
Creator: Fullwood, Kierston R

Question	Answer	Comment
Radioactivity wasn't checked or is </= background as measured by a survey meter.	N/A	
The cooler's custody seal, if present, is intact.	True	
Sample custody seals, if present, are intact.	True	
The cooler or samples do not appear to have been compromised or tampered with.	True	
Samples were received on ice.	True	
Cooler Temperature is acceptable.	True	
Cooler Temperature is recorded.	True	
COC is present.	True	
COC is filled out in ink and legible.	True	
COC is filled out with all pertinent information.	True	
Is the Field Sampler's name present on COC?	True	
There are no discrepancies between the containers received and the COC.	True	
Samples are received within Holding Time (excluding tests with immediate HTs)	True	
Sample containers have legible labels.	True	
Containers are not broken or leaking.	True	
Sample collection date/times are provided.	True	
Appropriate sample containers are used.	True	
Sample bottles are completely filled.	True	
Sample Preservation Verified.	True	
There is sufficient vol. for all requested analyses, incl. any requested MS/MSDs	True	
Containers requiring zero headspace have no headspace or bubble is <6mm (1/4").	True	
Multiphasic samples are not present.	True	
Samples do not require splitting or compositing.	True	
Residual Chlorine Checked.	N/A	

eurofins | Environment Testing TestAmerica

ANALYTICAL REPORT

Eurofins TestAmerica, Tampa
6712 Benjamin Road
Suite 100
Tampa, FL 33634
Tel: (813)885-7427

Laboratory Job ID: 660-96920-1
Client Project/Site: Carnival Grand Port

For:
Envirologic International LTD.
1100 SE 24th Street
Suite 101F
Ft. Lauderdale, Florida 33316

Attn: Mr. Lloyd Cheong

Authorized for release by:
9/9/2019 12:17:48 PM

Haukur Gudnason, Project Manager II
(813)280-8342
haukur.gudnason@testamericainc.com

LINKS

Review your project results through TotalAccess

Have a Question? Ask The Expert

Visit us at: www.testamericainc.com

The test results in this report meet all 2003 NELAC and 2009 TNI requirements for accredited parameters, exceptions are noted in this report. This report may not be reproduced except in full, and with written approval from the laboratory. For questions please contact the Project Manager at the e-mail address or telephone number listed on this page.

This report has been electronically signed and authorized by the signatory. Electronic signature is intended to be the legally binding equivalent of a traditionally handwritten signature.

Results relate only to the items tested and the sample(s) as received by the laboratory.

Table of Contents

Cover Page 1
Table of Contents 2
Sample Summary 3
Case Narrative 4
Definitions/Glossary 5
Detection Summary 6
Client Sample Results 7
QC Sample Results 14
QC Association Summary 23
Lab Chronicle 26
Method Summary 28
Certification Summary 29
Chain of Custody 30
Receipt Checklists 33

Sample Summary

Client: Envirologic International LTD.
Project/Site: Carnival Grand Port

Job ID: 660-96920-1

Lab Sample ID	Client Sample ID	Matrix	Collected	Received	Asset ID
660-96920-1	Sharp Rock	Water	08/27/19 09:45	08/28/19 10:00	
660-96920-2	Center	Water	08/27/19 10:35	08/28/19 10:00	
660-96920-3	East	Water	08/27/19 11:15	08/28/19 10:00	
660-96920-4	OW-8	Water	08/27/19 12:15	08/28/19 10:00	

Case Narrative

Client: Envirologic International LTD.
Project/Site: Carnival Grand Port

Job ID: 660-96920-1

Job ID: 660-96920-1

Laboratory: Eurofins TestAmerica, Tampa

Narrative

Receipt
The samples were received on 8/28/2019 10:00 AM; the samples arrived in good condition, properly preserved and, where required, on ice. The temperature of the cooler at receipt was 4.4º C.

GC/MS VOA
Method(s) 8260B: The continuing calibration verification (CCV) associated with batch 660-215226 recovered outside acceptance criteria, low biased, for <Dichlorodifluoromethane>. A reporting limit (RL) standard was analyzed, and the target analyte was detected. Since the associated samples were non-detect for this analyte, the data have been reported.

Method(s) 8260B: The following volatile samples were analyzed with significant headspace in the sample container(s): Sharp Rock (660-96920-1), Center (660-96920-2), East (660-96920-3), OW-8 (660-96920-4), (660-96920-H-1 DU) and (660-96920-H-2 MS). Significant headspace is defined as a bubble greater than 6 mm in diameter. Batch 215226.

No additional analytical or quality issues were noted, other than those described above or in the Definitions/Glossary page.

GC/MS Semi VOA
No analytical or quality issues were noted, other than those described in the Definitions/Glossary page.

GC Semi VOA
Method(s) FL-PRO Micro: Two surrogates are used for this analysis. The laboratory's SOP allows one of these surrogates to be outside acceptance criteria without performing re-extraction/re-analysis. The following samples contained an allowable number of surrogate compounds outside limits: (MB 660-214953/1-A), (660-96893-F-3-A), (660-96893-G-3-A DU) and (660-96893-F-4-A). These results have been reported and qualified.

No additional analytical or quality issues were noted, other than those described above or in the Definitions/Glossary page.

Metals
Method(s) 6010D: Sample diluted due to saturated level of sodium that suppressed the internal standards and caused them to fall outside the acceptable limits. Sharp Rock (660-96920-1), Center (660-96920-2) and East (660-96920-3). Elevated reporting limits (RLs) are provided.

No additional analytical or quality issues were noted, other than those described above or in the Definitions/Glossary page.

General Chemistry
No analytical or quality issues were noted, other than those described in the Definitions/Glossary page.

Organic Prep
No analytical or quality issues were noted, other than those described in the Definitions/Glossary page.

Definitions/Glossary

Client: Envirologic International LTD.
Project/Site: Carnival Grand Port

Job ID: 660-96920-1

Qualifiers

GC/MS VOA

Qualifier	Qualifier Description
I	The reported value is between the laboratory method detection limit and the laboratory practical quantitation limit.
J3	Estimated value; value may not be accurate. Spike recovery or RPD outside of criteria.
U	Indicates that the compound was analyzed for but not detected.

GC/MS Semi VOA

Qualifier	Qualifier Description
U	Indicates that the compound was analyzed for but not detected.

GC Semi VOA

Qualifier	Qualifier Description
J1	Estimated value; value may not be accurate. Surrogate recovery outside of criteria.
U	Indicates that the compound was analyzed for but not detected.

Metals

Qualifier	Qualifier Description
I	The reported value is between the laboratory method detection limit and the laboratory practical quantitation limit.
U	Indicates that the compound was analyzed for but not detected.

General Chemistry

Qualifier	Qualifier Description
U	Indicates that the compound was analyzed for but not detected.

Glossary

Abbreviation	These commonly used abbreviations may or may not be present in this report.
¤	Listed under the "D" column to designate that the result is reported on a dry weight basis
%R	Percent Recovery
CFL	Contains Free Liquid
CNF	Contains No Free Liquid
DER	Duplicate Error Ratio (normalized absolute difference)
Dil Fac	Dilution Factor
DL	Detection Limit (DoD/DOE)
DL, RA, RE, IN	Indicates a Dilution, Re-analysis, Re-extraction, or additional Initial metals/anion analysis of the sample
DLC	Decision Level Concentration (Radiochemistry)
EDL	Estimated Detection Limit (Dioxin)
LOD	Limit of Detection (DoD/DOE)
LOQ	Limit of Quantitation (DoD/DOE)
MDA	Minimum Detectable Activity (Radiochemistry)
MDC	Minimum Detectable Concentration (Radiochemistry)
MDL	Method Detection Limit
ML	Minimum Level (Dioxin)
NC	Not Calculated
ND	Not Detected at the reporting limit (or MDL or EDL if shown)
PQL	Practical Quantitation Limit
QC	Quality Control
RER	Relative Error Ratio (Radiochemistry)
RL	Reporting Limit or Requested Limit (Radiochemistry)
RPD	Relative Percent Difference, a measure of the relative difference between two points
TEF	Toxicity Equivalent Factor (Dioxin)
TEQ	Toxicity Equivalent Quotient (Dioxin)

Detection Summary

Client: Envirologic International LTD.
Project/Site: Carnival Grand Port

Job ID: 660-96920-1

Client Sample ID: Sharp Rock — Lab Sample ID: 660-96920-1

Analyte	Result	Qualifier	RL	MDL	Unit	Dil Fac	D	Method	Prep Type
Silver	0.0084	I	0.050	0.0073	mg/L	5		6010D	Total Recoverable
Barium	0.0078	I	0.050	0.0046	mg/L	5		6010D	Total Recoverable
Cadmium	0.0049	I	0.020	0.0023	mg/L	5		6010D	Total Recoverable
Turbidity	1.1		0.50	0.50	NTU	1		2130B-2011	Total/NA
Total Dissolved Solids	38000		200	200	mg/L	1		2540C-2011	Total/NA

Client Sample ID: Center — Lab Sample ID: 660-96920-2

Analyte	Result	Qualifier	RL	MDL	Unit	Dil Fac	D	Method	Prep Type
Barium	0.0067	I	0.050	0.0046	mg/L	5		6010D	Total Recoverable
Turbidity	1.4		0.50	0.50	NTU	1		2130B-2011	Total/NA
Total Dissolved Solids	39000		200	200	mg/L	1		2540C-2011	Total/NA

Client Sample ID: East — Lab Sample ID: 660-96920-3

Analyte	Result	Qualifier	RL	MDL	Unit	Dil Fac	D	Method	Prep Type
Arsenic	0.011	I	0.050	0.0093	mg/L	5		6010D	Total Recoverable
Barium	0.0065	I	0.050	0.0046	mg/L	5		6010D	Total Recoverable
Cadmium	0.0040	I	0.020	0.0023	mg/L	5		6010D	Total Recoverable
Turbidity	1.9		0.50	0.50	NTU	1		2130B-2011	Total/NA
Total Dissolved Solids	38000		200	200	mg/L	1		2540C-2011	Total/NA

Client Sample ID: OW-8 — Lab Sample ID: 660-96920-4

No Detections.

This Detection Summary does not include radiochemical test results.

Client: Envirologic International LTD.
Project/Site: Carnival Grand Port

Job ID: 660-96920-1

Client Sample ID: Sharp Rock
Date Collected: 08/27/19 09:45
Date Received: 08/28/19 10:00

Lab Sample ID: 660-96920-1
Matrix: Water

Method: 8260B - Volatile Organic Compounds (GC/MS)

Analyte	Result	Qualifier	RL	MDL	Unit	D	Prepared	Analyzed	Dil Fac
Benzene	0.25	U	1.0	0.25	ug/L			09/06/19 12:51	1
Dichlorobromomethane	0.23	U	1.0	0.23	ug/L			09/06/19 12:51	1
Bromoform	1.1	U	5.0	1.1	ug/L			09/06/19 12:51	1
Bromomethane	2.5	U	10	2.5	ug/L			09/06/19 12:51	1
Carbon tetrachloride	0.23	U	1.0	0.23	ug/L			09/06/19 12:51	1
Chlorobenzene	0.27	U	1.0	0.27	ug/L			09/06/19 12:51	1
Chloroethane	2.5	U	10	2.5	ug/L			09/06/19 12:51	1
Chloroform	0.29	U	1.0	0.29	ug/L			09/06/19 12:51	1
Chloromethane	0.76	U	2.0	0.76	ug/L			09/06/19 12:51	1
Chlorodibromomethane	0.31	U	3.0	0.31	ug/L			09/06/19 12:51	1
1,2-Dibromo-3-Chloropropane	2.5	U	10	2.5	ug/L			09/06/19 12:51	1
Ethylene Dibromide	0.27	U	1.0	0.27	ug/L			09/06/19 12:51	1
1,2-Dichlorobenzene	0.24	U	1.0	0.24	ug/L			09/06/19 12:51	1
1,3-Dichlorobenzene	0.26	U	1.0	0.26	ug/L			09/06/19 12:51	1
1,4-Dichlorobenzene	0.22	U	1.0	0.22	ug/L			09/06/19 12:51	1
Dichlorodifluoromethane	2.5	U	10	2.5	ug/L			09/06/19 12:51	1
1,1-Dichloroethane	0.32	U	1.0	0.32	ug/L			09/06/19 12:51	1
1,1-Dichloroethene	0.26	U	1.0	0.26	ug/L			09/06/19 12:51	1
1,2-Dichloroethane	0.31	U	1.0	0.31	ug/L			09/06/19 12:51	1
cis-1,2-Dichloroethene	0.32	U	1.0	0.32	ug/L			09/06/19 12:51	1
trans-1,2-Dichloroethene	0.39	U	2.0	0.39	ug/L			09/06/19 12:51	1
1,2-Dichloropropane	0.52	U	2.0	0.52	ug/L			09/06/19 12:51	1
cis-1,3-Dichloropropene	0.39	U	2.0	0.39	ug/L			09/06/19 12:51	1
trans-1,3-Dichloropropene	0.27	U	1.0	0.27	ug/L			09/06/19 12:51	1
Ethylbenzene	0.27	U	1.0	0.27	ug/L			09/06/19 12:51	1
Isopropylbenzene	0.52	U	2.0	0.52	ug/L			09/06/19 12:51	1
Methylene Chloride	1.4	U	10	1.4	ug/L			09/06/19 12:51	1
Styrene	0.49	U	2.0	0.49	ug/L			09/06/19 12:51	1
1,1,2,2-Tetrachloroethane	0.44	U	1.0	0.44	ug/L			09/06/19 12:51	1
Tetrachloroethene	0.50	U	2.0	0.50	ug/L			09/06/19 12:51	1
Toluene	0.24	U	1.0	0.24	ug/L			09/06/19 12:51	1
1,2,3-Trichlorobenzene	0.37	U	2.0	0.37	ug/L			09/06/19 12:51	1
1,2,4-Trichlorobenzene	0.58	U	2.0	0.58	ug/L			09/06/19 12:51	1
1,1,1-Trichloroethane	0.30	U	1.0	0.30	ug/L			09/06/19 12:51	1
1,1,2-Trichloroethane	0.29	U	1.0	0.29	ug/L			09/06/19 12:51	1
Trichloroethene	0.61	U	2.0	0.61	ug/L			09/06/19 12:51	1
Trichlorofluoromethane	0.49	U	5.0	0.49	ug/L			09/06/19 12:51	1
Vinyl chloride	0.26	U	1.0	0.26	ug/L			09/06/19 12:51	1
Acetone	3.0	U	20	3.0	ug/L			09/06/19 12:51	1
2-Butanone (MEK)	3.2	U	10	3.2	ug/L			09/06/19 12:51	1
4-Methyl-2-pentanone (MIBK)	4.0	U	15	4.0	ug/L			09/06/19 12:51	1
Carbon disulfide	0.35	U	2.0	0.35	ug/L			09/06/19 12:51	1
2-Hexanone	4.4	U	15	4.4	ug/L			09/06/19 12:51	1
Methyl tert-butyl ether	0.44	U	2.0	0.44	ug/L			09/06/19 12:51	1
Xylenes, Total	0.50	U	4.0	0.50	ug/L			09/06/19 12:51	1

Surrogate	*%Recovery*	*Qualifier*	*Limits*	*Prepared*	*Analyzed*	*Dil Fac*
4-Bromofluorobenzene	*104*		*70 - 130*		*09/06/19 12:51*	*1*
Dibromofluoromethane	*100*		*70 - 130*		*09/06/19 12:51*	*1*
Toluene-d8 (Surr)	*103*		*70 - 130*		*09/06/19 12:51*	*1*

Client: Envirologic International LTD.
Project/Site: Carnival Grand Port

Job ID: 660-96920-1

Client Sample ID: Sharp Rock

Date Collected: 08/27/19 09:45
Date Received: 08/28/19 10:00

Lab Sample ID: 660-96920-1

Matrix: Water

Method: 8270D - PAHs by GC/MS (SIM)

Analyte	Result	Qualifier	RL	MDL	Unit	D	Prepared	Analyzed	Dil Fac
Naphthalene	1.2	U	3.6	1.2	ug/L		08/29/19 08:18	08/29/19 14:35	1
2-Methylnaphthalene	0.60	U	0.67	0.60	ug/L		08/29/19 08:18	08/29/19 14:35	1
1-Methylnaphthalene	0.57	U	0.67	0.57	ug/L		08/29/19 08:18	08/29/19 14:35	1
Acenaphthylene	0.072	U	0.45	0.072	ug/L		08/29/19 08:18	08/29/19 14:35	1
Acenaphthene	0.22	U	0.67	0.22	ug/L		08/29/19 08:18	08/29/19 14:35	1
Fluorene	0.22	U	0.67	0.22	ug/L		08/29/19 08:18	08/29/19 14:35	1
Phenanthrene	0.77	U	2.7	0.77	ug/L		08/29/19 08:18	08/29/19 14:35	1
Anthracene	0.080	U	0.45	0.080	ug/L		08/29/19 08:18	08/29/19 14:35	1
Fluoranthene	0.21	U	0.67	0.21	ug/L		08/29/19 08:18	08/29/19 14:35	1
Pyrene	0.20	U	0.45	0.20	ug/L		08/29/19 08:18	08/29/19 14:35	1
Benzo[a]anthracene	0.045	U	0.18	0.045	ug/L		08/29/19 08:18	08/29/19 14:35	1
Chrysene	0.061	U	0.45	0.061	ug/L		08/29/19 08:18	08/29/19 14:35	1
Benzo[b]fluoranthene	0.045	U	0.089	0.045	ug/L		08/29/19 08:18	08/29/19 14:35	1
Benzo[k]fluoranthene	0.074	U	0.45	0.074	ug/L		08/29/19 08:18	08/29/19 14:35	1
Benzo[a]pyrene	0.065	U	0.45	0.065	ug/L		08/29/19 08:18	08/29/19 14:35	1
Benzo[g,h,i]perylene	0.062	U	0.45	0.062	ug/L		08/29/19 08:18	08/29/19 14:35	1
Indeno[1,2,3-cd]pyrene	0.045	U	0.18	0.045	ug/L		08/29/19 08:18	08/29/19 14:35	1
Dibenz(a,h)anthracene	0.068	U	0.18	0.068	ug/L		08/29/19 08:18	08/29/19 14:35	1

Surrogate	*%Recovery*	*Qualifier*	*Limits*	*Prepared*	*Analyzed*	*Dil Fac*
2-methylnaphthalene-d10	*47*		*19 - 110*	*08/29/19 08:18*	*08/29/19 14:35*	*1*
Fluoranthene-d10	*60*		*35 - 140*	*08/29/19 08:18*	*08/29/19 14:35*	*1*

Method: FL-PRO Micro - Florida - Petroleum Range Organics (GC)

Analyte	Result	Qualifier	RL	MDL	Unit	D	Prepared	Analyzed	Dil Fac
Total Petroleum Hydrocarbons (C8-C40)	0.026	U	0.11	0.026	mg/L		08/29/19 06:59	08/29/19 16:24	1

Surrogate	*%Recovery*	*Qualifier*	*Limits*	*Prepared*	*Analyzed*	*Dil Fac*
o-Terphenyl	*118*		*66 - 139*	*08/29/19 06:59*	*08/29/19 16:24*	*1*
n-C39	*51*		*40 - 129*	*08/29/19 06:59*	*08/29/19 16:24*	*1*

Method: 6010D - Metals (ICP) - Total Recoverable

Analyte	Result	Qualifier	RL	MDL	Unit	D	Prepared	Analyzed	Dil Fac
Silver	**0.0084**	**I**	0.050	0.0073	mg/L		08/29/19 12:14	09/03/19 09:44	5
Arsenic	0.0093	U	0.050	0.0093	mg/L		08/29/19 12:14	09/03/19 09:44	5
Barium	**0.0078**	**I**	0.050	0.0046	mg/L		08/29/19 12:14	09/03/19 09:44	5
Cadmium	**0.0049**	**I**	0.020	0.0023	mg/L		08/29/19 12:14	09/03/19 09:44	5
Chromium	0.0055	U	0.050	0.0055	mg/L		08/29/19 12:14	09/03/19 09:44	5
Lead	0.010	U	0.050	0.010	mg/L		08/29/19 12:14	09/03/19 09:44	5
Selenium	0.025	U	0.10	0.025	mg/L		08/29/19 12:14	09/03/19 09:44	5

Method: 7470A - Mercury (CVAA)

Analyte	Result	Qualifier	RL	MDL	Unit	D	Prepared	Analyzed	Dil Fac
Mercury	0.076	U	0.30	0.076	ug/L		09/03/19 11:40	09/03/19 15:27	1

General Chemistry

Analyte	Result	Qualifier	RL	RL	Unit	D	Prepared	Analyzed	Dil Fac
Turbidity	**1.1**		0.50	0.50	NTU			08/28/19 16:50	1
Total Dissolved Solids	**38000**		200	200	mg/L			08/29/19 08:47	1

Client: Envirologic International LTD.
Project/Site: Carnival Grand Port

Job ID: 660-96920-1

Client Sample ID: Center

Date Collected: 08/27/19 10:35
Date Received: 08/28/19 10:00

Lab Sample ID: 660-96920-2

Matrix: Water

Method: 8260B - Volatile Organic Compounds (GC/MS)

Analyte	Result	Qualifier	RL	MDL	Unit	D	Prepared	Analyzed	Dil Fac
Benzene	0.25	U	1.0	0.25	ug/L			09/06/19 13:13	1
Dichlorobromomethane	0.23	U	1.0	0.23	ug/L			09/06/19 13:13	1
Bromoform	1.1	U	5.0	1.1	ug/L			09/06/19 13:13	1
Bromomethane	2.5	U	10	2.5	ug/L			09/06/19 13:13	1
Carbon tetrachloride	0.23	U	1.0	0.23	ug/L			09/06/19 13:13	1
Chlorobenzene	0.27	U	1.0	0.27	ug/L			09/06/19 13:13	1
Chloroethane	2.5	U	10	2.5	ug/L			09/06/19 13:13	1
Chloroform	0.29	U	1.0	0.29	ug/L			09/06/19 13:13	1
Chloromethane	0.76	U	2.0	0.76	ug/L			09/06/19 13:13	1
Chlorodibromomethane	0.31	U	3.0	0.31	ug/L			09/06/19 13:13	1
1,2-Dibromo-3-Chloropropane	2.5	U	10	2.5	ug/L			09/06/19 13:13	1
Ethylene Dibromide	0.27	U	1.0	0.27	ug/L			09/06/19 13:13	1
1,2-Dichlorobenzene	0.24	U	1.0	0.24	ug/L			09/06/19 13:13	1
1,3-Dichlorobenzene	0.26	U	1.0	0.26	ug/L			09/06/19 13:13	1
1,4-Dichlorobenzene	0.22	U	1.0	0.22	ug/L			09/06/19 13:13	1
Dichlorodifluoromethane	2.5	U	10	2.5	ug/L			09/06/19 13:13	1
1,1-Dichloroethane	0.32	U	1.0	0.32	ug/L			09/06/19 13:13	1
1,1-Dichloroethene	0.26	U	1.0	0.26	ug/L			09/06/19 13:13	1
1,2-Dichloroethane	0.31	U	1.0	0.31	ug/L			09/06/19 13:13	1
cis-1,2-Dichloroethene	0.32	U	1.0	0.32	ug/L			09/06/19 13:13	1
trans-1,2-Dichloroethene	0.39	U	2.0	0.39	ug/L			09/06/19 13:13	1
1,2-Dichloropropane	0.52	U	2.0	0.52	ug/L			09/06/19 13:13	1
cis-1,3-Dichloropropene	0.39	U	2.0	0.39	ug/L			09/06/19 13:13	1
trans-1,3-Dichloropropene	0.27	U	1.0	0.27	ug/L			09/06/19 13:13	1
Ethylbenzene	0.27	U	1.0	0.27	ug/L			09/06/19 13:13	1
Isopropylbenzene	0.52	U	2.0	0.52	ug/L			09/06/19 13:13	1
Methylene Chloride	1.4	U	10	1.4	ug/L			09/06/19 13:13	1
Styrene	0.49	U	2.0	0.49	ug/L			09/06/19 13:13	1
1,1,2,2-Tetrachloroethane	0.44	U	1.0	0.44	ug/L			09/06/19 13:13	1
Tetrachloroethene	0.50	U	2.0	0.50	ug/L			09/06/19 13:13	1
Toluene	0.24	U	1.0	0.24	ug/L			09/06/19 13:13	1
1,2,3-Trichlorobenzene	0.37	U	2.0	0.37	ug/L			09/06/19 13:13	1
1,2,4-Trichlorobenzene	0.58	U	2.0	0.58	ug/L			09/06/19 13:13	1
1,1,1-Trichloroethane	0.30	U	1.0	0.30	ug/L			09/06/19 13:13	1
1,1,2-Trichloroethane	0.29	U	1.0	0.29	ug/L			09/06/19 13:13	1
Trichloroethene	0.61	U	2.0	0.61	ug/L			09/06/19 13:13	1
Trichlorofluoromethane	0.49	U	5.0	0.49	ug/L			09/06/19 13:13	1
Vinyl chloride	0.26	U	1.0	0.26	ug/L			09/06/19 13:13	1
Acetone	3.0	U	20	3.0	ug/L			09/06/19 13:13	1
2-Butanone (MEK)	3.2	U	10	3.2	ug/L			09/06/19 13:13	1
4-Methyl-2-pentanone (MIBK)	4.0	J3 U	15	4.0	ug/L			09/06/19 13:13	1
Carbon disulfide	0.35	U	2.0	0.35	ug/L			09/06/19 13:13	1
2-Hexanone	4.4	J3 U	15	4.4	ug/L			09/06/19 13:13	1
Methyl tert-butyl ether	0.44	U	2.0	0.44	ug/L			09/06/19 13:13	1
Xylenes, Total	0.50	U	4.0	0.50	ug/L			09/06/19 13:13	1

Surrogate	*%Recovery*	*Qualifier*	*Limits*	*Prepared*	*Analyzed*	*Dil Fac*
4-Bromofluorobenzene	*106*		*70 - 130*		*09/06/19 13:13*	*1*
Dibromofluoromethane	*99*		*70 - 130*		*09/06/19 13:13*	*1*
Toluene-d8 (Surr)	*102*		*70 - 130*		*09/06/19 13:13*	*1*

Client Sample ID: Center

Date Collected: 08/27/19 10:35
Date Received: 08/28/19 10:00

Lab Sample ID: 660-96920-2

Matrix: Water

Method: 8270D - PAHs by GC/MS (SIM)

Analyte	Result	Qualifier	RL	MDL	Unit	D	Prepared	Analyzed	Dil Fac
Naphthalene	1.2	U	3.7	1.2	ug/L		08/29/19 08:18	08/29/19 14:57	1
2-Methylnaphthalene	0.62	U	0.69	0.62	ug/L		08/29/19 08:18	08/29/19 14:57	1
1-Methylnaphthalene	0.59	U	0.69	0.59	ug/L		08/29/19 08:18	08/29/19 14:57	1
Acenaphthylene	0.075	U	0.46	0.075	ug/L		08/29/19 08:18	08/29/19 14:57	1
Acenaphthene	0.23	U	0.69	0.23	ug/L		08/29/19 08:18	08/29/19 14:57	1
Fluorene	0.23	U	0.69	0.23	ug/L		08/29/19 08:18	08/29/19 14:57	1
Phenanthrene	0.80	U	2.8	0.80	ug/L		08/29/19 08:18	08/29/19 14:57	1
Anthracene	0.083	U	0.46	0.083	ug/L		08/29/19 08:18	08/29/19 14:57	1
Fluoranthene	0.22	U	0.69	0.22	ug/L		08/29/19 08:18	08/29/19 14:57	1
Pyrene	0.21	U	0.46	0.21	ug/L		08/29/19 08:18	08/29/19 14:57	1
Benzo[a]anthracene	0.046	U	0.19	0.046	ug/L		08/29/19 08:18	08/29/19 14:57	1
Chrysene	0.063	U	0.46	0.063	ug/L		08/29/19 08:18	08/29/19 14:57	1
Benzo[b]fluoranthene	0.046	U	0.093	0.046	ug/L		08/29/19 08:18	08/29/19 14:57	1
Benzo[k]fluoranthene	0.077	U	0.46	0.077	ug/L		08/29/19 08:18	08/29/19 14:57	1
Benzo[a]pyrene	0.067	U	0.46	0.067	ug/L		08/29/19 08:18	08/29/19 14:57	1
Benzo[g,h,i]perylene	0.064	U	0.46	0.064	ug/L		08/29/19 08:18	08/29/19 14:57	1
Indeno[1,2,3-cd]pyrene	0.046	U	0.19	0.046	ug/L		08/29/19 08:18	08/29/19 14:57	1
Dibenz(a,h)anthracene	0.071	U	0.19	0.071	ug/L		08/29/19 08:18	08/29/19 14:57	1

Surrogate	*%Recovery*	*Qualifier*	*Limits*	*Prepared*	*Analyzed*	*Dil Fac*
2-methylnaphthalene-d10	*46*		*19 - 110*	*08/29/19 08:18*	*08/29/19 14:57*	*1*
Fluoranthene-d10	*60*		*35 - 140*	*08/29/19 08:18*	*08/29/19 14:57*	*1*

Method: FL-PRO Micro - Florida - Petroleum Range Organics (GC)

Analyte	Result	Qualifier	RL	MDL	Unit	D	Prepared	Analyzed	Dil Fac
Total Petroleum Hydrocarbons (C8-C40)	0.24	U	1.0	0.24	mg/L		08/29/19 06:59	08/29/19 17:04	1

Surrogate	*%Recovery*	*Qualifier*	*Limits*	*Prepared*	*Analyzed*	*Dil Fac*
o-Terphenyl	*114*		*66 - 139*	*08/29/19 06:59*	*08/29/19 17:04*	*1*
n-C39	*51*		*40 - 129*	*08/29/19 06:59*	*08/29/19 17:04*	*1*

Method: 6010D - Metals (ICP) - Total Recoverable

Analyte	Result	Qualifier	RL	MDL	Unit	D	Prepared	Analyzed	Dil Fac
Silver	0.0073	U	0.050	0.0073	mg/L		08/29/19 12:14	09/03/19 09:47	5
Arsenic	0.0093	U	0.050	0.0093	mg/L		08/29/19 12:14	09/03/19 09:47	5
Barium	**0.0067**	**I**	0.050	0.0046	mg/L		08/29/19 12:14	09/03/19 09:47	5
Cadmium	0.0023	U	0.020	0.0023	mg/L		08/29/19 12:14	09/03/19 09:47	5
Chromium	0.0055	U	0.050	0.0055	mg/L		08/29/19 12:14	09/03/19 09:47	5
Lead	0.010	U	0.050	0.010	mg/L		08/29/19 12:14	09/03/19 09:47	5
Selenium	0.025	U	0.10	0.025	mg/L		08/29/19 12:14	09/03/19 09:47	5

Method: 7470A - Mercury (CVAA)

Analyte	Result	Qualifier	RL	MDL	Unit	D	Prepared	Analyzed	Dil Fac
Mercury	0.076	U	0.30	0.076	ug/L		09/03/19 11:40	09/03/19 15:33	1

General Chemistry

Analyte	Result	Qualifier	RL	RL	Unit	D	Prepared	Analyzed	Dil Fac
Turbidity	**1.4**		0.50	0.50	NTU			08/28/19 16:50	1
Total Dissolved Solids	**39000**		200	200	mg/L			08/29/19 08:47	1

Client: Envirologic International LTD.
Project/Site: Carnival Grand Port

Job ID: 660-96920-1

Client Sample ID: East

Date Collected: 08/27/19 11:15
Date Received: 08/28/19 10:00

Lab Sample ID: 660-96920-3

Matrix: Water

Method: 8260B - Volatile Organic Compounds (GC/MS)

Analyte	Result	Qualifier	RL	MDL	Unit	D	Prepared	Analyzed	Dil Fac
Benzene	0.25	U	1.0	0.25	ug/L			09/06/19 14:38	1
Dichlorobromomethane	0.23	U	1.0	0.23	ug/L			09/06/19 14:38	1
Bromoform	1.1	U	5.0	1.1	ug/L			09/06/19 14:38	1
Bromomethane	2.5	U	10	2.5	ug/L			09/06/19 14:38	1
Carbon tetrachloride	0.23	U	1.0	0.23	ug/L			09/06/19 14:38	1
Chlorobenzene	0.27	U	1.0	0.27	ug/L			09/06/19 14:38	1
Chloroethane	2.5	U	10	2.5	ug/L			09/06/19 14:38	1
Chloroform	0.29	U	1.0	0.29	ug/L			09/06/19 14:38	1
Chloromethane	0.76	U	2.0	0.76	ug/L			09/06/19 14:38	1
Chlorodibromomethane	0.31	U	3.0	0.31	ug/L			09/06/19 14:38	1
1,2-Dibromo-3-Chloropropane	2.5	U	10	2.5	ug/L			09/06/19 14:38	1
Ethylene Dibromide	0.27	U	1.0	0.27	ug/L			09/06/19 14:38	1
1,2-Dichlorobenzene	0.24	U	1.0	0.24	ug/L			09/06/19 14:38	1
1,3-Dichlorobenzene	0.26	U	1.0	0.26	ug/L			09/06/19 14:38	1
1,4-Dichlorobenzene	0.22	U	1.0	0.22	ug/L			09/06/19 14:38	1
Dichlorodifluoromethane	2.5	U	10	2.5	ug/L			09/06/19 14:38	1
1,1-Dichloroethane	0.32	U	1.0	0.32	ug/L			09/06/19 14:38	1
1,1-Dichloroethene	0.26	U	1.0	0.26	ug/L			09/06/19 14:38	1
1,2-Dichloroethane	0.31	U	1.0	0.31	ug/L			09/06/19 14:38	1
cis-1,2-Dichloroethene	0.32	U	1.0	0.32	ug/L			09/06/19 14:38	1
trans-1,2-Dichloroethene	0.39	U	2.0	0.39	ug/L			09/06/19 14:38	1
1,2-Dichloropropane	0.52	U	2.0	0.52	ug/L			09/06/19 14:38	1
cis-1,3-Dichloropropene	0.39	U	2.0	0.39	ug/L			09/06/19 14:38	1
trans-1,3-Dichloropropene	0.27	U	1.0	0.27	ug/L			09/06/19 14:38	1
Ethylbenzene	0.27	U	1.0	0.27	ug/L			09/06/19 14:38	1
Isopropylbenzene	0.52	U	2.0	0.52	ug/L			09/06/19 14:38	1
Methylene Chloride	1.4	U	10	1.4	ug/L			09/06/19 14:38	1
Styrene	0.49	U	2.0	0.49	ug/L			09/06/19 14:38	1
1,1,2,2-Tetrachloroethane	0.44	U	1.0	0.44	ug/L			09/06/19 14:38	1
Tetrachloroethene	0.50	U	2.0	0.50	ug/L			09/06/19 14:38	1
Toluene	0.24	U	1.0	0.24	ug/L			09/06/19 14:38	1
1,2,3-Trichlorobenzene	0.37	U	2.0	0.37	ug/L			09/06/19 14:38	1
1,2,4-Trichlorobenzene	0.58	U	2.0	0.58	ug/L			09/06/19 14:38	1
1,1,1-Trichloroethane	0.30	U	1.0	0.30	ug/L			09/06/19 14:38	1
1,1,2-Trichloroethane	0.29	U	1.0	0.29	ug/L			09/06/19 14:38	1
Trichloroethene	0.61	U	2.0	0.61	ug/L			09/06/19 14:38	1
Trichlorofluoromethane	0.49	U	5.0	0.49	ug/L			09/06/19 14:38	1
Vinyl chloride	0.26	U	1.0	0.26	ug/L			09/06/19 14:38	1
Acetone	3.0	U	20	3.0	ug/L			09/06/19 14:38	1
2-Butanone (MEK)	3.2	U	10	3.2	ug/L			09/06/19 14:38	1
4-Methyl-2-pentanone (MIBK)	4.0	U	15	4.0	ug/L			09/06/19 14:38	1
Carbon disulfide	0.35	U	2.0	0.35	ug/L			09/06/19 14:38	1
2-Hexanone	4.4	U	15	4.4	ug/L			09/06/19 14:38	1
Methyl tert-butyl ether	0.44	U	2.0	0.44	ug/L			09/06/19 14:38	1
Xylenes, Total	0.50	U	4.0	0.50	ug/L			09/06/19 14:38	1

Surrogate	*%Recovery*	*Qualifier*	*Limits*	*Prepared*	*Analyzed*	*Dil Fac*
4-Bromofluorobenzene	*104*		*70 - 130*		*09/06/19 14:38*	*1*
Dibromofluoromethane	*99*		*70 - 130*		*09/06/19 14:38*	*1*
Toluene-d8 (Surr)	*102*		*70 - 130*		*09/06/19 14:38*	*1*

Client Sample ID: East

Date Collected: 08/27/19 11:15
Date Received: 08/28/19 10:00

Lab Sample ID: 660-96920-3

Matrix: Water

Method: 8270D - PAHs by GC/MS (SIM)

Analyte	Result	Qualifier	RL	MDL	Unit	D	Prepared	Analyzed	Dil Fac
Naphthalene	1.2	U	3.7	1.2	ug/L		08/29/19 08:18	08/29/19 15:19	1
2-Methylnaphthalene	0.62	U	0.69	0.62	ug/L		08/29/19 08:18	08/29/19 15:19	1
1-Methylnaphthalene	0.59	U	0.69	0.59	ug/L		08/29/19 08:18	08/29/19 15:19	1
Acenaphthylene	0.075	U	0.46	0.075	ug/L		08/29/19 08:18	08/29/19 15:19	1
Acenaphthene	0.23	U	0.69	0.23	ug/L		08/29/19 08:18	08/29/19 15:19	1
Fluorene	0.23	U	0.69	0.23	ug/L		08/29/19 08:18	08/29/19 15:19	1
Phenanthrene	0.80	U	2.8	0.80	ug/L		08/29/19 08:18	08/29/19 15:19	1
Anthracene	0.083	U	0.46	0.083	ug/L		08/29/19 08:18	08/29/19 15:19	1
Fluoranthene	0.22	U	0.69	0.22	ug/L		08/29/19 08:18	08/29/19 15:19	1
Pyrene	0.21	U	0.46	0.21	ug/L		08/29/19 08:18	08/29/19 15:19	1
Benzo[a]anthracene	0.046	U	0.19	0.046	ug/L		08/29/19 08:18	08/29/19 15:19	1
Chrysene	0.063	U	0.46	0.063	ug/L		08/29/19 08:18	08/29/19 15:19	1
Benzo[b]fluoranthene	0.046	U	0.093	0.046	ug/L		08/29/19 08:18	08/29/19 15:19	1
Benzo[k]fluoranthene	0.077	U	0.46	0.077	ug/L		08/29/19 08:18	08/29/19 15:19	1
Benzo[a]pyrene	0.067	U	0.46	0.067	ug/L		08/29/19 08:18	08/29/19 15:19	1
Benzo[g,h,i]perylene	0.064	U	0.46	0.064	ug/L		08/29/19 08:18	08/29/19 15:19	1
Indeno[1,2,3-cd]pyrene	0.046	U	0.19	0.046	ug/L		08/29/19 08:18	08/29/19 15:19	1
Dibenz(a,h)anthracene	0.071	U	0.19	0.071	ug/L		08/29/19 08:18	08/29/19 15:19	1

Surrogate	*%Recovery*	*Qualifier*	*Limits*	*Prepared*	*Analyzed*	*Dil Fac*
2-methylnaphthalene-d10	*51*		*19 - 110*	*08/29/19 08:18*	*08/29/19 15:19*	*1*
Fluoranthene-d10	*59*		*35 - 140*	*08/29/19 08:18*	*08/29/19 15:19*	*1*

Method: FL-PRO Micro - Florida - Petroleum Range Organics (GC)

Analyte	Result	Qualifier	RL	MDL	Unit	D	Prepared	Analyzed	Dil Fac
Total Petroleum Hydrocarbons (C8-C40)	0.24	U	1.0	0.24	mg/L		08/29/19 06:59	08/29/19 17:23	1

Surrogate	*%Recovery*	*Qualifier*	*Limits*	*Prepared*	*Analyzed*	*Dil Fac*
o-Terphenyl	*124*		*66 - 139*	*08/29/19 06:59*	*08/29/19 17:23*	*1*
n-C39	*56*		*40 - 129*	*08/29/19 06:59*	*08/29/19 17:23*	*1*

Method: 6010D - Metals (ICP) - Total Recoverable

Analyte	Result	Qualifier	RL	MDL	Unit	D	Prepared	Analyzed	Dil Fac
Silver	0.0073	U	0.050	0.0073	mg/L		08/29/19 12:14	09/03/19 09:54	5
Arsenic	**0.011**	**I**	0.050	0.0093	mg/L		08/29/19 12:14	09/03/19 09:54	5
Barium	**0.0065**	**I**	0.050	0.0046	mg/L		08/29/19 12:14	09/03/19 09:54	5
Cadmium	**0.0040**	**I**	0.020	0.0023	mg/L		08/29/19 12:14	09/03/19 09:54	5
Chromium	0.0055	U	0.050	0.0055	mg/L		08/29/19 12:14	09/03/19 09:54	5
Lead	0.010	U	0.050	0.010	mg/L		08/29/19 12:14	09/03/19 09:54	5
Selenium	0.025	U	0.10	0.025	mg/L		08/29/19 12:14	09/03/19 09:54	5

Method: 7470A - Mercury (CVAA)

Analyte	Result	Qualifier	RL	MDL	Unit	D	Prepared	Analyzed	Dil Fac
Mercury	0.076	U	0.30	0.076	ug/L		09/03/19 11:40	09/03/19 15:34	1

General Chemistry

Analyte	Result	Qualifier	RL	RL	Unit	D	Prepared	Analyzed	Dil Fac
Turbidity	**1.9**		0.50	0.50	NTU			08/28/19 16:50	1
Total Dissolved Solids	**38000**		200	200	mg/L			08/29/19 08:47	1

Client: Envirologic International LTD.
Project/Site: Carnival Grand Port

Job ID: 660-96920-1

Client Sample ID: OW-8
Date Collected: 08/27/19 12:15
Date Received: 08/28/19 10:00

Lab Sample ID: 660-96920-4
Matrix: Water

Method: 8260B - Volatile Organic Compounds (GC/MS)

Analyte	Result	Qualifier	RL	MDL	Unit	D	Prepared	Analyzed	Dil Fac
Benzene	0.25	U	1.0	0.25	ug/L			09/06/19 15:00	1
Dichlorobromomethane	0.23	U	1.0	0.23	ug/L			09/06/19 15:00	1
Bromoform	1.1	U	5.0	1.1	ug/L			09/06/19 15:00	1
Bromomethane	2.5	U	10	2.5	ug/L			09/06/19 15:00	1
Carbon tetrachloride	0.23	U	1.0	0.23	ug/L			09/06/19 15:00	1
Chlorobenzene	0.27	U	1.0	0.27	ug/L			09/06/19 15:00	1
Chloroethane	2.5	U	10	2.5	ug/L			09/06/19 15:00	1
Chloroform	0.29	U	1.0	0.29	ug/L			09/06/19 15:00	1
Chloromethane	0.76	U	2.0	0.76	ug/L			09/06/19 15:00	1
Chlorodibromomethane	0.31	U	3.0	0.31	ug/L			09/06/19 15:00	1
1,2-Dibromo-3-Chloropropane	2.5	U	10	2.5	ug/L			09/06/19 15:00	1
Ethylene Dibromide	0.27	U	1.0	0.27	ug/L			09/06/19 15:00	1
1,2-Dichlorobenzene	0.24	U	1.0	0.24	ug/L			09/06/19 15:00	1
1,3-Dichlorobenzene	0.26	U	1.0	0.26	ug/L			09/06/19 15:00	1
1,4-Dichlorobenzene	0.22	U	1.0	0.22	ug/L			09/06/19 15:00	1
Dichlorodifluoromethane	2.5	U	10	2.5	ug/L			09/06/19 15:00	1
1,1-Dichloroethane	0.32	U	1.0	0.32	ug/L			09/06/19 15:00	1
1,1-Dichloroethene	0.26	U	1.0	0.26	ug/L			09/06/19 15:00	1
1,2-Dichloroethane	0.31	U	1.0	0.31	ug/L			09/06/19 15:00	1
cis-1,2-Dichloroethene	0.32	U	1.0	0.32	ug/L			09/06/19 15:00	1
trans-1,2-Dichloroethene	0.39	U	2.0	0.39	ug/L			09/06/19 15:00	1
1,2-Dichloropropane	0.52	U	2.0	0.52	ug/L			09/06/19 15:00	1
cis-1,3-Dichloropropene	0.39	U	2.0	0.39	ug/L			09/06/19 15:00	1
trans-1,3-Dichloropropene	0.27	U	1.0	0.27	ug/L			09/06/19 15:00	1
Ethylbenzene	0.27	U	1.0	0.27	ug/L			09/06/19 15:00	1
Isopropylbenzene	0.52	U	2.0	0.52	ug/L			09/06/19 15:00	1
Methylene Chloride	1.4	U	10	1.4	ug/L			09/06/19 15:00	1
Styrene	0.49	U	2.0	0.49	ug/L			09/06/19 15:00	1
1,1,2,2-Tetrachloroethane	0.44	U	1.0	0.44	ug/L			09/06/19 15:00	1
Tetrachloroethene	0.50	U	2.0	0.50	ug/L			09/06/19 15:00	1
Toluene	0.24	U	1.0	0.24	ug/L			09/06/19 15:00	1
1,2,3-Trichlorobenzene	0.37	U	2.0	0.37	ug/L			09/06/19 15:00	1
1,2,4-Trichlorobenzene	0.58	U	2.0	0.58	ug/L			09/06/19 15:00	1
1,1,1-Trichloroethane	0.30	U	1.0	0.30	ug/L			09/06/19 15:00	1
1,1,2-Trichloroethane	0.29	U	1.0	0.29	ug/L			09/06/19 15:00	1
Trichloroethene	0.61	U	2.0	0.61	ug/L			09/06/19 15:00	1
Trichlorofluoromethane	0.49	U	5.0	0.49	ug/L			09/06/19 15:00	1
Vinyl chloride	0.26	U	1.0	0.26	ug/L			09/06/19 15:00	1
Acetone	3.0	U	20	3.0	ug/L			09/06/19 15:00	1
2-Butanone (MEK)	3.2	U	10	3.2	ug/L			09/06/19 15:00	1
4-Methyl-2-pentanone (MIBK)	4.0	U	15	4.0	ug/L			09/06/19 15:00	1
Carbon disulfide	0.35	U	2.0	0.35	ug/L			09/06/19 15:00	1
2-Hexanone	4.4	U	15	4.4	ug/L			09/06/19 15:00	1
Methyl tert-butyl ether	0.44	U	2.0	0.44	ug/L			09/06/19 15:00	1
Xylenes, Total	0.50	U	4.0	0.50	ug/L			09/06/19 15:00	1

Surrogate	*%Recovery*	*Qualifier*	*Limits*	*Prepared*	*Analyzed*	*Dil Fac*
4-Bromofluorobenzene	*106*		*70 - 130*		*09/06/19 15:00*	*1*
Dibromofluoromethane	*97*		*70 - 130*		*09/06/19 15:00*	*1*
Toluene-d8 (Surr)	*101*		*70 - 130*		*09/06/19 15:00*	*1*

Method: 8260B - Volatile Organic Compounds (GC/MS)

Lab Sample ID: MB 660-215226/6
Matrix: Water
Analysis Batch: 215226

Client Sample ID: Method Blank
Prep Type: Total/NA

Analyte	MB Result	MB Qualifier	RL	MDL	Unit	D	Prepared	Analyzed	Dil Fac
Benzene	0.25	U	1.0	0.25	ug/L			09/06/19 09:35	1
Dichlorobromomethane	0.23	U	1.0	0.23	ug/L			09/06/19 09:35	1
Bromoform	1.1	U	5.0	1.1	ug/L			09/06/19 09:35	1
Bromomethane	2.5	U	10	2.5	ug/L			09/06/19 09:35	1
Carbon tetrachloride	0.23	U	1.0	0.23	ug/L			09/06/19 09:35	1
Chlorobenzene	0.27	U	1.0	0.27	ug/L			09/06/19 09:35	1
Chloroethane	2.5	U	10	2.5	ug/L			09/06/19 09:35	1
Chloroform	0.29	U	1.0	0.29	ug/L			09/06/19 09:35	1
Chloromethane	0.76	U	2.0	0.76	ug/L			09/06/19 09:35	1
Chlorodibromomethane	0.31	U	3.0	0.31	ug/L			09/06/19 09:35	1
1,2-Dibromo-3-Chloropropane	2.5	U	10	2.5	ug/L			09/06/19 09:35	1
Ethylene Dibromide	0.27	U	1.0	0.27	ug/L			09/06/19 09:35	1
1,2-Dichlorobenzene	0.24	U	1.0	0.24	ug/L			09/06/19 09:35	1
1,3-Dichlorobenzene	0.26	U	1.0	0.26	ug/L			09/06/19 09:35	1
1,4-Dichlorobenzene	0.22	U	1.0	0.22	ug/L			09/06/19 09:35	1
Dichlorodifluoromethane	2.5	U	10	2.5	ug/L			09/06/19 09:35	1
1,1-Dichloroethane	0.32	U	1.0	0.32	ug/L			09/06/19 09:35	1
1,1-Dichloroethene	0.26	U	1.0	0.26	ug/L			09/06/19 09:35	1
1,2-Dichloroethane	0.31	U	1.0	0.31	ug/L			09/06/19 09:35	1
cis-1,2-Dichloroethene	0.32	U	1.0	0.32	ug/L			09/06/19 09:35	1
trans-1,2-Dichloroethene	0.39	U	2.0	0.39	ug/L			09/06/19 09:35	1
1,2-Dichloropropane	0.52	U	2.0	0.52	ug/L			09/06/19 09:35	1
cis-1,3-Dichloropropene	0.39	U	2.0	0.39	ug/L			09/06/19 09:35	1
trans-1,3-Dichloropropene	0.27	U	1.0	0.27	ug/L			09/06/19 09:35	1
Ethylbenzene	0.27	U	1.0	0.27	ug/L			09/06/19 09:35	1
Isopropylbenzene	0.52	U	2.0	0.52	ug/L			09/06/19 09:35	1
Methylene Chloride	1.4	U	10	1.4	ug/L			09/06/19 09:35	1
Styrene	0.49	U	2.0	0.49	ug/L			09/06/19 09:35	1
1,1,2,2-Tetrachloroethane	0.44	U	1.0	0.44	ug/L			09/06/19 09:35	1
Tetrachloroethene	0.50	U	2.0	0.50	ug/L			09/06/19 09:35	1
Toluene	0.24	U	1.0	0.24	ug/L			09/06/19 09:35	1
1,2,3-Trichlorobenzene	0.37	U	2.0	0.37	ug/L			09/06/19 09:35	1
1,2,4-Trichlorobenzene	0.58	U	2.0	0.58	ug/L			09/06/19 09:35	1
1,1,1-Trichloroethane	0.30	U	1.0	0.30	ug/L			09/06/19 09:35	1
1,1,2-Trichloroethane	0.29	U	1.0	0.29	ug/L			09/06/19 09:35	1
Trichloroethene	0.61	U	2.0	0.61	ug/L			09/06/19 09:35	1
Trichlorofluoromethane	0.49	U	5.0	0.49	ug/L			09/06/19 09:35	1
Vinyl chloride	0.26	U	1.0	0.26	ug/L			09/06/19 09:35	1
Acetone	3.0	U	20	3.0	ug/L			09/06/19 09:35	1
2-Butanone (MEK)	3.2	U	10	3.2	ug/L			09/06/19 09:35	1
4-Methyl-2-pentanone (MIBK)	4.0	U	15	4.0	ug/L			09/06/19 09:35	1
Carbon disulfide	0.35	U	2.0	0.35	ug/L			09/06/19 09:35	1
2-Hexanone	4.4	U	15	4.4	ug/L			09/06/19 09:35	1
Methyl tert-butyl ether	0.44	U	2.0	0.44	ug/L			09/06/19 09:35	1
Xylenes, Total	0.50	U	4.0	0.50	ug/L			09/06/19 09:35	1

Surrogate	*MB %Recovery*	*MB Qualifier*	*Limits*	*Prepared*	*Analyzed*	*Dil Fac*
4-Bromofluorobenzene	*104*		*70 - 130*		*09/06/19 09:35*	*1*

Method: 8260B - Volatile Organic Compounds (GC/MS) (Continued)

Lab Sample ID: MB 660-215226/6
Matrix: Water
Analysis Batch: 215226

Client Sample ID: Method Blank
Prep Type: Total/NA

Surrogate	MB %Recovery	MB Qualifier	Limits	Prepared	Analyzed	Dil Fac
Dibromofluoromethane	97		70 - 130		09/06/19 09:35	1
Toluene-d8 (Surr)	102		70 - 130		09/06/19 09:35	1

Lab Sample ID: LCS 660-215226/4
Matrix: Water
Analysis Batch: 215226

Client Sample ID: Lab Control Sample
Prep Type: Total/NA

Analyte	Spike Added	LCS Result	LCS Qualifier	Unit	D	%Rec	%Rec. Limits
Benzene	10.0	9.59		ug/L		96	66 - 131
Dichlorobromomethane	10.0	9.85		ug/L		98	62 - 122
Bromoform	10.0	9.28		ug/L		93	59 - 119
Bromomethane	10.0	9.49	I	ug/L		95	37 - 137
Carbon tetrachloride	10.0	9.45		ug/L		95	62 - 124
Chlorobenzene	10.0	10.0		ug/L		100	67 - 130
Chloroethane	10.0	8.46	I	ug/L		85	49 - 150
Chloroform	10.0	9.76		ug/L		98	77 - 119
Chloromethane	10.0	7.78		ug/L		78	52 - 137
Chlorodibromomethane	10.0	10.1		ug/L		101	58 - 124
1,2-Dibromo-3-Chloropropane	10.0	9.24	I	ug/L		92	54 - 133
Ethylene Dibromide	10.0	9.83		ug/L		98	63 - 124
1,2-Dichlorobenzene	10.0	10.4		ug/L		104	69 - 133
1,3-Dichlorobenzene	10.0	10.1		ug/L		101	68 - 130
1,4-Dichlorobenzene	10.0	9.82		ug/L		98	69 - 133
Dichlorodifluoromethane	10.0	6.63	I	ug/L		66	23 - 150
1,1-Dichloroethane	10.0	9.34		ug/L		93	68 - 130
1,1-Dichloroethene	10.0	8.74		ug/L		87	62 - 133
1,2-Dichloroethane	10.0	9.41		ug/L		94	64 - 124
cis-1,2-Dichloroethene	10.0	9.06		ug/L		91	69 - 133
trans-1,2-Dichloroethene	10.0	9.28		ug/L		93	67 - 130
1,2-Dichloropropane	10.0	9.89		ug/L		99	79 - 130
cis-1,3-Dichloropropene	10.0	10.0		ug/L		100	68 - 130
trans-1,3-Dichloropropene	10.0	9.61		ug/L		96	57 - 121
Ethylbenzene	10.0	9.81		ug/L		98	77 - 117
Isopropylbenzene	10.0	9.70		ug/L		97	66 - 130
Methylene Chloride	10.0	9.02	I	ug/L		90	64 - 124
Styrene	10.0	9.71		ug/L		97	65 - 130
1,1,2,2-Tetrachloroethane	10.0	9.94		ug/L		99	67 - 130
Tetrachloroethene	10.0	9.02		ug/L		90	59 - 130
Toluene	10.0	9.90		ug/L		99	71 - 119
1,2,3-Trichlorobenzene	10.0	9.35		ug/L		94	69 - 129
1,2,4-Trichlorobenzene	10.0	9.54		ug/L		95	67 - 130
1,1,1-Trichloroethane	10.0	9.60		ug/L		96	64 - 124
1,1,2-Trichloroethane	10.0	10.6		ug/L		106	68 - 130
Trichloroethene	10.0	10.2		ug/L		102	65 - 130
Trichlorofluoromethane	10.0	9.43		ug/L		94	56 - 135
Vinyl chloride	10.0	8.83		ug/L		88	59 - 130
Acetone	100	83.0		ug/L		83	45 - 150
2-Butanone (MEK)	100	78.4		ug/L		78	46 - 146

Method: 8260B - Volatile Organic Compounds (GC/MS) (Continued)

Lab Sample ID: LCS 660-215226/4
Matrix: Water
Analysis Batch: 215226

Client Sample ID: Lab Control Sample
Prep Type: Total/NA

Analyte	Spike Added	LCS Result	LCS Qualifier	Unit	D	%Rec	%Rec. Limits
4-Methyl-2-pentanone (MIBK)	100	83.8		ug/L		84	46 - 146
Carbon disulfide	10.0	7.10		ug/L		71	52 - 129
2-Hexanone	100	81.6		ug/L		82	47 - 147
Methyl tert-butyl ether	10.0	9.21		ug/L		92	63 - 123

Surrogate	*LCS %Recovery*	*LCS Qualifier*	*Limits*
4-Bromofluorobenzene	*100*		*70 - 130*
Dibromofluoromethane	*102*		*70 - 130*
Toluene-d8 (Surr)	*102*		*70 - 130*

Lab Sample ID: 660-96920-2 MS
Matrix: Water
Analysis Batch: 215226

Client Sample ID: Center
Prep Type: Total/NA

Analyte	Sample Result	Sample Qualifier	Spike Added	MS Result	MS Qualifier	Unit	D	%Rec	%Rec. Limits
Benzene	0.25	U	10.0	9.17		ug/L		92	66 - 131
Dichlorobromomethane	0.23	U	10.0	9.89		ug/L		99	62 - 122
Bromoform	1.1	U	10.0	10.4		ug/L		104	59 - 119
Bromomethane	2.5	U	10.0	7.19	I	ug/L		72	37 - 137
Carbon tetrachloride	0.23	U	10.0	8.86		ug/L		89	62 - 124
Chlorobenzene	0.27	U	10.0	9.62		ug/L		96	67 - 130
Chloroethane	2.5	U	10.0	8.93	I	ug/L		89	49 - 150
Chloroform	0.29	U	10.0	9.75		ug/L		98	77 - 119
Chloromethane	0.76	U	10.0	7.42		ug/L		74	52 - 137
Chlorodibromomethane	0.31	U	10.0	11.4		ug/L		114	58 - 124
1,2-Dibromo-3-Chloropropane	2.5	U	10.0	12.3		ug/L		123	54 - 133
Ethylene Dibromide	0.27	U	10.0	11.3		ug/L		113	63 - 124
1,2-Dichlorobenzene	0.24	U	10.0	10.1		ug/L		101	69 - 133
1,3-Dichlorobenzene	0.26	U	10.0	9.83		ug/L		98	68 - 130
1,4-Dichlorobenzene	0.22	U	10.0	9.90		ug/L		99	69 - 133
Dichlorodifluoromethane	2.5	U	10.0	6.20	I	ug/L		62	23 - 150
1,1-Dichloroethane	0.32	U	10.0	9.08		ug/L		91	68 - 130
1,1-Dichloroethene	0.26	U	10.0	7.94		ug/L		79	62 - 133
1,2-Dichloroethane	0.31	U	10.0	9.92		ug/L		99	64 - 124
cis-1,2-Dichloroethene	0.32	U	10.0	9.27		ug/L		93	69 - 133
trans-1,2-Dichloroethene	0.39	U	10.0	8.66		ug/L		87	67 - 130
1,2-Dichloropropane	0.52	U	10.0	9.77		ug/L		98	79 - 130
cis-1,3-Dichloropropene	0.39	U	10.0	9.94		ug/L		99	68 - 130
trans-1,3-Dichloropropene	0.27	U	10.0	10.3		ug/L		103	57 - 121
Ethylbenzene	0.27	U	10.0	9.48		ug/L		95	77 - 117
Isopropylbenzene	0.52	U	10.0	9.24		ug/L		92	66 - 130
Methylene Chloride	1.4	U	10.0	8.82	I	ug/L		88	64 - 124
Styrene	0.49	U	10.0	9.09		ug/L		91	65 - 130
1,1,2,2-Tetrachloroethane	0.44	U	10.0	12.3		ug/L		123	67 - 130
Tetrachloroethene	0.50	U	10.0	8.81		ug/L		88	59 - 130
Toluene	0.24	U	10.0	9.82		ug/L		98	71 - 119
1,2,3-Trichlorobenzene	0.37	U	10.0	10.4		ug/L		104	69 - 129
1,2,4-Trichlorobenzene	0.58	U	10.0	9.88		ug/L		99	67 - 130

Method: 8260B - Volatile Organic Compounds (GC/MS) (Continued)

Lab Sample ID: 660-96920-2 MS
Matrix: Water
Analysis Batch: 215226

Client Sample ID: Center
Prep Type: Total/NA

Analyte	Sample Result	Sample Qualifier	Spike Added	MS Result	MS Qualifier	Unit	D	%Rec	%Rec. Limits
1,1,1-Trichloroethane	0.30	U	10.0	9.04		ug/L		90	64 - 124
1,1,2-Trichloroethane	0.29	U	10.0	11.7		ug/L		117	68 - 130
Trichloroethene	0.61	U	10.0	9.20		ug/L		92	65 - 130
Trichlorofluoromethane	0.49	U	10.0	9.13		ug/L		91	56 - 135
Vinyl chloride	0.26	U	10.0	7.97		ug/L		80	59 - 130
Acetone	3.0	U	100	102		ug/L		102	45 - 150
2-Butanone (MEK)	3.2	U	100	110		ug/L		110	46 - 146
4-Methyl-2-pentanone (MIBK)	4.0	U J3	100	148	J3	ug/L		148	46 - 146
Carbon disulfide	0.35	U	10.0	5.97		ug/L		60	52 - 129
2-Hexanone	4.4	U J3	100	150	J3	ug/L		150	47 - 147
Methyl tert-butyl ether	0.44	U	10.0	10.9		ug/L		109	63 - 123

Surrogate	*MS %Recovery*	*MS Qualifier*	*Limits*
4-Bromofluorobenzene	*101*		*70 - 130*
Dibromofluoromethane	*104*		*70 - 130*
Toluene-d8 (Surr)	*103*		*70 - 130*

Lab Sample ID: 660-96920-1 DU
Matrix: Water
Analysis Batch: 215226

Client Sample ID: Sharp Rock
Prep Type: Total/NA

Analyte	Sample Result	Sample Qualifier	DU Result	DU Qualifier	Unit	D	RPD	RPD Limit
Benzene	0.25	U	0.25	U	ug/L		NC	30
Dichlorobromomethane	0.23	U	0.23	U	ug/L		NC	30
Bromoform	1.1	U	1.1	U	ug/L		NC	30
Bromomethane	2.5	U	2.5	U	ug/L		NC	30
Carbon tetrachloride	0.23	U	0.23	U	ug/L		NC	30
Chlorobenzene	0.27	U	0.27	U	ug/L		NC	30
Chloroethane	2.5	U	2.5	U	ug/L		NC	30
Chloroform	0.29	U	0.29	U	ug/L		NC	30
Chloromethane	0.76	U	0.76	U	ug/L		NC	30
Chlorodibromomethane	0.31	U	0.31	U	ug/L		NC	30
1,2-Dibromo-3-Chloropropane	2.5	U	2.5	U	ug/L		NC	30
Ethylene Dibromide	0.27	U	0.27	U	ug/L		NC	30
1,2-Dichlorobenzene	0.24	U	0.24	U	ug/L		NC	30
1,3-Dichlorobenzene	0.26	U	0.26	U	ug/L		NC	30
1,4-Dichlorobenzene	0.22	U	0.22	U	ug/L		NC	30
Dichlorodifluoromethane	2.5	U	2.5	U	ug/L		NC	30
1,1-Dichloroethane	0.32	U	0.32	U	ug/L		NC	30
1,1-Dichloroethene	0.26	U	0.26	U	ug/L		NC	30
1,2-Dichloroethane	0.31	U	0.31	U	ug/L		NC	30
cis-1,2-Dichloroethene	0.32	U	0.32	U	ug/L		NC	30
trans-1,2-Dichloroethene	0.39	U	0.39	U	ug/L		NC	30
1,2-Dichloropropane	0.52	U	0.52	U	ug/L		NC	30
cis-1,3-Dichloropropene	0.39	U	0.39	U	ug/L		NC	30
trans-1,3-Dichloropropene	0.27	U	0.27	U	ug/L		NC	30
Ethylbenzene	0.27	U	0.27	U	ug/L		NC	30
Isopropylbenzene	0.52	U	0.52	U	ug/L		NC	30

Method: 8260B - Volatile Organic Compounds (GC/MS) (Continued)

Lab Sample ID: 660-96920-1 DU
Matrix: Water
Analysis Batch: 215226

Client Sample ID: Sharp Rock
Prep Type: Total/NA

Analyte	Sample Result	Sample Qualifier	DU Result	DU Qualifier	Unit	D	RPD	RPD Limit
Methylene Chloride	1.4	U	1.4	U	ug/L		NC	30
Styrene	0.49	U	0.49	U	ug/L		NC	30
1,1,2,2-Tetrachloroethane	0.44	U	0.44	U	ug/L		NC	30
Tetrachloroethene	0.50	U	0.50	U	ug/L		NC	30
Toluene	0.24	U	0.24	U	ug/L		NC	30
1,2,3-Trichlorobenzene	0.37	U	0.37	U	ug/L		NC	30
1,2,4-Trichlorobenzene	0.58	U	0.58	U	ug/L		NC	30
1,1,1-Trichloroethane	0.30	U	0.30	U	ug/L		NC	30
1,1,2-Trichloroethane	0.29	U	0.29	U	ug/L		NC	30
Trichloroethene	0.61	U	0.61	U	ug/L		NC	30
Trichlorofluoromethane	0.49	U	0.49	U	ug/L		NC	30
Vinyl chloride	0.26	U	0.26	U	ug/L		NC	30
Acetone	3.0	U	3.0	U	ug/L		NC	30
2-Butanone (MEK)	3.2	U	3.2	U	ug/L		NC	30
4-Methyl-2-pentanone (MIBK)	4.0	U	4.0	U	ug/L		NC	30
Carbon disulfide	0.35	U	0.35	U	ug/L		NC	30
2-Hexanone	4.4	U	4.4	U	ug/L		NC	30
Methyl tert-butyl ether	0.44	U	0.44	U	ug/L		NC	30
Xylenes, Total	0.50	U	0.50	U	ug/L		NC	30

Surrogate	*DU %Recovery*	*DU Qualifier*	*Limits*
4-Bromofluorobenzene	*106*		*70 - 130*
Dibromofluoromethane	*100*		*70 - 130*
Toluene-d8 (Surr)	*103*		*70 - 130*

Method: 8270D - PAHs by GC/MS (SIM)

Lab Sample ID: MB 660-214959/1-A
Matrix: Water
Analysis Batch: 214954

Client Sample ID: Method Blank
Prep Type: Total/NA
Prep Batch: 214959

Analyte	MB Result	MB Qualifier	RL	MDL	Unit	D	Prepared	Analyzed	Dil Fac
Naphthalene	1.3	U	4.0	1.3	ug/L		08/29/19 08:18	08/29/19 12:29	1
2-Methylnaphthalene	0.67	U	0.75	0.67	ug/L		08/29/19 08:18	08/29/19 12:29	1
1-Methylnaphthalene	0.64	U	0.75	0.64	ug/L		08/29/19 08:18	08/29/19 12:29	1
Acenaphthylene	0.081	U	0.50	0.081	ug/L		08/29/19 08:18	08/29/19 12:29	1
Acenaphthene	0.25	U	0.75	0.25	ug/L		08/29/19 08:18	08/29/19 12:29	1
Fluorene	0.25	U	0.75	0.25	ug/L		08/29/19 08:18	08/29/19 12:29	1
Phenanthrene	0.86	U	3.0	0.86	ug/L		08/29/19 08:18	08/29/19 12:29	1
Anthracene	0.090	U	0.50	0.090	ug/L		08/29/19 08:18	08/29/19 12:29	1
Fluoranthene	0.23	U	0.75	0.23	ug/L		08/29/19 08:18	08/29/19 12:29	1
Pyrene	0.22	U	0.50	0.22	ug/L		08/29/19 08:18	08/29/19 12:29	1
Benzo[a]anthracene	0.050	U	0.20	0.050	ug/L		08/29/19 08:18	08/29/19 12:29	1
Chrysene	0.068	U	0.50	0.068	ug/L		08/29/19 08:18	08/29/19 12:29	1
Benzo[b]fluoranthene	0.050	U	0.10	0.050	ug/L		08/29/19 08:18	08/29/19 12:29	1
Benzo[k]fluoranthene	0.083	U	0.50	0.083	ug/L		08/29/19 08:18	08/29/19 12:29	1
Benzo[a]pyrene	0.073	U	0.50	0.073	ug/L		08/29/19 08:18	08/29/19 12:29	1
Benzo[g,h,i]perylene	0.070	U	0.50	0.070	ug/L		08/29/19 08:18	08/29/19 12:29	1
Indeno[1,2,3-cd]pyrene	0.050	U	0.20	0.050	ug/L		08/29/19 08:18	08/29/19 12:29	1

Method: 8270D - PAHs by GC/MS (SIM) (Continued)

Lab Sample ID: MB 660-214959/1-A
Matrix: Water
Analysis Batch: 214954

Client Sample ID: Method Blank
Prep Type: Total/NA
Prep Batch: 214959

Analyte	MB Result	MB Qualifier	RL	MDL	Unit	D	Prepared	Analyzed	Dil Fac
Dibenz(a,h)anthracene	0.077	U	0.20	0.077	ug/L		08/29/19 08:18	08/29/19 12:29	1

Surrogate	*MB %Recovery*	*MB Qualifier*	*Limits*	*Prepared*	*Analyzed*	*Dil Fac*
2-methylnaphthalene-d10	*75*		*19 - 110*	*08/29/19 08:18*	*08/29/19 12:29*	*1*
Fluoranthene-d10	*71*		*35 - 140*	*08/29/19 08:18*	*08/29/19 12:29*	*1*

Lab Sample ID: LCS 660-214959/2-A
Matrix: Water
Analysis Batch: 214954

Client Sample ID: Lab Control Sample
Prep Type: Total/NA
Prep Batch: 214959

Analyte	Spike Added	LCS Result	LCS Qualifier	Unit	D	%Rec	%Rec. Limits
Naphthalene	20.0	13.9		ug/L		69	32 - 110
2-Methylnaphthalene	20.0	13.6		ug/L		68	30 - 110
1-Methylnaphthalene	20.0	13.3		ug/L		66	31 - 110
Acenaphthylene	20.0	15.1		ug/L		76	35 - 110
Acenaphthene	20.0	14.7		ug/L		73	35 - 110
Fluorene	20.0	15.6		ug/L		78	38 - 110
Phenanthrene	20.0	14.5		ug/L		72	39 - 110
Anthracene	20.0	14.3		ug/L		72	38 - 110
Fluoranthene	20.0	16.7		ug/L		83	41 - 110
Pyrene	20.0	16.1		ug/L		80	46 - 110
Benzo[a]anthracene	20.0	17.0		ug/L		85	47 - 110
Chrysene	20.0	16.6		ug/L		83	48 - 110
Benzo[b]fluoranthene	20.0	16.0		ug/L		80	47 - 110
Benzo[k]fluoranthene	20.0	15.8		ug/L		79	44 - 110
Benzo[a]pyrene	20.0	16.6		ug/L		83	45 - 110
Benzo[g,h,i]perylene	20.0	15.9		ug/L		80	47 - 110
Indeno[1,2,3-cd]pyrene	20.0	17.8		ug/L		89	47 - 112
Dibenz(a,h)anthracene	20.0	16.2		ug/L		81	47 - 110

Surrogate	*LCS %Recovery*	*LCS Qualifier*	*Limits*
2-methylnaphthalene-d10	*75*		*19 - 110*
Fluoranthene-d10	*78*		*35 - 140*

Method: FL-PRO Micro - Florida - Petroleum Range Organics (GC)

Lab Sample ID: MB 660-214953/1-A
Matrix: Water
Analysis Batch: 214958

Client Sample ID: Method Blank
Prep Type: Total/NA
Prep Batch: 214953

Analyte	MB Result	MB Qualifier	RL	MDL	Unit	D	Prepared	Analyzed	Dil Fac
Total Petroleum Hydrocarbons (C8-C40)	0.24	U	1.0	0.24	mg/L		08/29/19 06:59	08/29/19 09:46	1

Surrogate	*MB %Recovery*	*MB Qualifier*	*Limits*	*Prepared*	*Analyzed*	*Dil Fac*
o-Terphenyl	*97*		*66 - 139*	*08/29/19 06:59*	*08/29/19 09:46*	*1*
n-C39	*25*	*J1*	*40 - 129*	*08/29/19 06:59*	*08/29/19 09:46*	*1*

Method: FL-PRO Micro - Florida - Petroleum Range Organics (GC) (Continued)

Lab Sample ID: LCS 660-214953/2-A
Matrix: Water
Analysis Batch: 214958

Client Sample ID: Lab Control Sample
Prep Type: Total/NA
Prep Batch: 214953

Analyte	Spike Added	LCS Result	LCS Qualifier	Unit	D	%Rec	%Rec. Limits
Total Petroleum Hydrocarbons (C8-C40)	12.1	10.8		mg/L		89	65 - 119

Surrogate	*LCS %Recovery*	*LCS Qualifier*	*Limits*
o-Terphenyl	*104*		*66 - 139*
n-C39	*96*		*40 - 129*

Method: 6010D - Metals (ICP)

Lab Sample ID: MB 660-214971/1-A
Matrix: Water
Analysis Batch: 215025

Client Sample ID: Method Blank
Prep Type: Total Recoverable
Prep Batch: 214971

Analyte	MB Result	MB Qualifier	RL	MDL	Unit	D	Prepared	Analyzed	Dil Fac
Silver	0.0015	U	0.010	0.0015	mg/L		08/29/19 12:14	08/30/19 13:33	1
Arsenic	0.0019	U	0.010	0.0019	mg/L		08/29/19 12:14	08/30/19 13:33	1
Barium	0.00092	U	0.010	0.00092	mg/L		08/29/19 12:14	08/30/19 13:33	1
Cadmium	0.00046	U	0.0040	0.00046	mg/L		08/29/19 12:14	08/30/19 13:33	1
Chromium	0.0011	U	0.010	0.0011	mg/L		08/29/19 12:14	08/30/19 13:33	1
Lead	0.0020	U	0.010	0.0020	mg/L		08/29/19 12:14	08/30/19 13:33	1
Selenium	0.0050	U	0.020	0.0050	mg/L		08/29/19 12:14	08/30/19 13:33	1

Lab Sample ID: LCS 660-214971/2-A
Matrix: Water
Analysis Batch: 215025

Client Sample ID: Lab Control Sample
Prep Type: Total Recoverable
Prep Batch: 214971

Analyte	Spike Added	LCS Result	LCS Qualifier	Unit	D	%Rec	%Rec. Limits
Silver	1.00	1.03		mg/L		103	80 - 120
Arsenic	1.00	1.05		mg/L		105	80 - 120
Barium	1.00	1.07		mg/L		107	80 - 120
Cadmium	1.00	1.00		mg/L		100	80 - 120
Chromium	1.00	1.07		mg/L		107	80 - 120
Lead	1.00	1.06		mg/L		106	80 - 120
Selenium	1.00	1.04		mg/L		104	80 - 120

Method: 7470A - Mercury (CVAA)

Lab Sample ID: MB 660-215128/13-A
Matrix: Water
Analysis Batch: 215139

Client Sample ID: Method Blank
Prep Type: Total/NA
Prep Batch: 215128

Analyte	MB Result	MB Qualifier	RL	MDL	Unit	D	Prepared	Analyzed	Dil Fac
Mercury	0.076	U	0.30	0.076	ug/L		09/03/19 11:40	09/03/19 15:22	1

Lab Sample ID: LCS 660-215128/14-A
Matrix: Water
Analysis Batch: 215139

Client Sample ID: Lab Control Sample
Prep Type: Total/NA
Prep Batch: 215128

Analyte	Spike Added	LCS Result	LCS Qualifier	Unit	D	%Rec	%Rec. Limits
Mercury	1.40	1.34		ug/L		96	80 - 120

Method: 7470A - Mercury (CVAA)

Lab Sample ID: 660-96920-1 MS
Matrix: Water
Analysis Batch: 215139

Client Sample ID: Sharp Rock
Prep Type: Total/NA
Prep Batch: 215128

Analyte	Sample Result	Sample Qualifier	Spike Added	MS Result	MS Qualifier	Unit	D	%Rec	%Rec. Limits
Mercury	0.076	U	1.40	1.16		ug/L		83	80 - 120

Lab Sample ID: 660-96920-1 MSD
Matrix: Water
Analysis Batch: 215139

Client Sample ID: Sharp Rock
Prep Type: Total/NA
Prep Batch: 215128

Analyte	Sample Result	Sample Qualifier	Spike Added	MSD Result	MSD Qualifier	Unit	D	%Rec	%Rec. Limits	RPD	RPD Limit
Mercury	0.076	U	1.40	1.14		ug/L		81	80 - 120	2	20

Method: 2130B-2011 - Turbidity

Lab Sample ID: MB 660-215170/2
Matrix: Water
Analysis Batch: 215170

Client Sample ID: Method Blank
Prep Type: Total/NA

Analyte	MB Result	MB Qualifier	RL	RL	Unit	D	Prepared	Analyzed	Dil Fac
Turbidity	0.50	U	0.50	0.50	NTU			08/28/19 16:50	1

Lab Sample ID: DLCK 660-215170/1
Matrix: Water
Analysis Batch: 215170

Client Sample ID: Lab Control Sample
Prep Type: Total/NA

Analyte	Spike Added	DLCK Result	DLCK Qualifier	Unit	D	%Rec	%Rec. Limits
Turbidity	0.500	0.602		NTU		120	50 - 150

Lab Sample ID: LCS 660-215170/3
Matrix: Water
Analysis Batch: 215170

Client Sample ID: Lab Control Sample
Prep Type: Total/NA

Analyte	Spike Added	LCS Result	LCS Qualifier	Unit	D	%Rec	%Rec. Limits
Turbidity	40.0	43.2		NTU		108	90 - 110

Lab Sample ID: 660-96920-1 DU
Matrix: Water
Analysis Batch: 215170

Client Sample ID: Sharp Rock
Prep Type: Total/NA

Analyte	Sample Result	Sample Qualifier	DU Result	DU Qualifier	Unit	D	RPD	RPD Limit
Turbidity	1.1		1.14		NTU		4	20

Method: 2540C-2011 - Total Dissolved Solids (Dried at 180 °C)

Lab Sample ID: MB 660-214962/1
Matrix: Water
Analysis Batch: 214962

Client Sample ID: Method Blank
Prep Type: Total/NA

Analyte	MB Result	MB Qualifier	RL	RL	Unit	D	Prepared	Analyzed	Dil Fac
Total Dissolved Solids	5.0	U	5.0	5.0	mg/L			08/29/19 08:47	1

Method: 2540C-2011 - Total Dissolved Solids (Dried at 180 °C) (Continued)

Lab Sample ID: LCS 660-214962/2
Matrix: Water
Analysis Batch: 214962

Client Sample ID: Lab Control Sample
Prep Type: Total/NA

Analyte	Spike Added	LCS Result	LCS Qualifier	Unit	D	%Rec	%Rec. Limits
Total Dissolved Solids	10000	9780		mg/L		98	80 - 120

QC Association Summary

Client: Envirologic International LTD.
Project/Site: Carnival Grand Port

Job ID: 660-96920-1

GC/MS VOA

Analysis Batch: 215226

Lab Sample ID	Client Sample ID	Prep Type	Matrix	Method	Prep Batch
660-96920-1	Sharp Rock	Total/NA	Water	8260B	
660-96920-2	Center	Total/NA	Water	8260B	
660-96920-3	East	Total/NA	Water	8260B	
660-96920-4	OW-8	Total/NA	Water	8260B	
MB 660-215226/6	Method Blank	Total/NA	Water	8260B	
LCS 660-215226/4	Lab Control Sample	Total/NA	Water	8260B	
660-96920-2 MS	Center	Total/NA	Water	8260B	
660-96920-1 DU	Sharp Rock	Total/NA	Water	8260B	

GC/MS Semi VOA

Analysis Batch: 214937

Lab Sample ID	Client Sample ID	Prep Type	Matrix	Method	Prep Batch
660-96920-1	Sharp Rock	Total/NA	Water	8270D	214959
660-96920-2	Center	Total/NA	Water	8270D	214959
660-96920-3	East	Total/NA	Water	8270D	214959

Analysis Batch: 214954

Lab Sample ID	Client Sample ID	Prep Type	Matrix	Method	Prep Batch
MB 660-214959/1-A	Method Blank	Total/NA	Water	8270D	214959
LCS 660-214959/2-A	Lab Control Sample	Total/NA	Water	8270D	214959

Prep Batch: 214959

Lab Sample ID	Client Sample ID	Prep Type	Matrix	Method	Prep Batch
660-96920-1	Sharp Rock	Total/NA	Water	3510C	
660-96920-2	Center	Total/NA	Water	3510C	
660-96920-3	East	Total/NA	Water	3510C	
MB 660-214959/1-A	Method Blank	Total/NA	Water	3510C	
LCS 660-214959/2-A	Lab Control Sample	Total/NA	Water	3510C	

GC Semi VOA

Prep Batch: 214953

Lab Sample ID	Client Sample ID	Prep Type	Matrix	Method	Prep Batch
660-96920-1	Sharp Rock	Total/NA	Water	MicroExt Prep	
660-96920-2	Center	Total/NA	Water	MicroExt Prep	
660-96920-3	East	Total/NA	Water	MicroExt Prep	
MB 660-214953/1-A	Method Blank	Total/NA	Water	MicroExt Prep	
LCS 660-214953/2-A	Lab Control Sample	Total/NA	Water	MicroExt Prep	

Analysis Batch: 214958

Lab Sample ID	Client Sample ID	Prep Type	Matrix	Method	Prep Batch
660-96920-1	Sharp Rock	Total/NA	Water	FL-PRO Micro	214953
660-96920-2	Center	Total/NA	Water	FL-PRO Micro	214953
660-96920-3	East	Total/NA	Water	FL-PRO Micro	214953
MB 660-214953/1-A	Method Blank	Total/NA	Water	FL-PRO Micro	214953
LCS 660-214953/2-A	Lab Control Sample	Total/NA	Water	FL-PRO Micro	214953

Metals

Prep Batch: 214971

Lab Sample ID	Client Sample ID	Prep Type	Matrix	Method	Prep Batch
660-96920-1	Sharp Rock	Total Recoverable	Water	3005A	
660-96920-2	Center	Total Recoverable	Water	3005A	
660-96920-3	East	Total Recoverable	Water	3005A	
MB 660-214971/1-A	Method Blank	Total Recoverable	Water	3005A	
LCS 660-214971/2-A	Lab Control Sample	Total Recoverable	Water	3005A	

Analysis Batch: 215025

Lab Sample ID	Client Sample ID	Prep Type	Matrix	Method	Prep Batch
MB 660-214971/1-A	Method Blank	Total Recoverable	Water	6010D	214971
LCS 660-214971/2-A	Lab Control Sample	Total Recoverable	Water	6010D	214971

Analysis Batch: 215122

Lab Sample ID	Client Sample ID	Prep Type	Matrix	Method	Prep Batch
660-96920-1	Sharp Rock	Total Recoverable	Water	6010D	214971
660-96920-2	Center	Total Recoverable	Water	6010D	214971
660-96920-3	East	Total Recoverable	Water	6010D	214971

Prep Batch: 215128

Lab Sample ID	Client Sample ID	Prep Type	Matrix	Method	Prep Batch
660-96920-1	Sharp Rock	Total/NA	Water	7470A	
660-96920-2	Center	Total/NA	Water	7470A	
660-96920-3	East	Total/NA	Water	7470A	
MB 660-215128/13-A	Method Blank	Total/NA	Water	7470A	
LCS 660-215128/14-A	Lab Control Sample	Total/NA	Water	7470A	
660-96920-1 MS	Sharp Rock	Total/NA	Water	7470A	
660-96920-1 MSD	Sharp Rock	Total/NA	Water	7470A	

Analysis Batch: 215139

Lab Sample ID	Client Sample ID	Prep Type	Matrix	Method	Prep Batch
660-96920-1	Sharp Rock	Total/NA	Water	7470A	215128
660-96920-2	Center	Total/NA	Water	7470A	215128
660-96920-3	East	Total/NA	Water	7470A	215128
MB 660-215128/13-A	Method Blank	Total/NA	Water	7470A	215128
LCS 660-215128/14-A	Lab Control Sample	Total/NA	Water	7470A	215128
660-96920-1 MS	Sharp Rock	Total/NA	Water	7470A	215128
660-96920-1 MSD	Sharp Rock	Total/NA	Water	7470A	215128

General Chemistry

Analysis Batch: 214962

Lab Sample ID	Client Sample ID	Prep Type	Matrix	Method	Prep Batch
660-96920-1	Sharp Rock	Total/NA	Water	2540C-2011	
660-96920-2	Center	Total/NA	Water	2540C-2011	
660-96920-3	East	Total/NA	Water	2540C-2011	
MB 660-214962/1	Method Blank	Total/NA	Water	2540C-2011	
LCS 660-214962/2	Lab Control Sample	Total/NA	Water	2540C-2011	

Analysis Batch: 215170

Lab Sample ID	Client Sample ID	Prep Type	Matrix	Method	Prep Batch
660-96920-1	Sharp Rock	Total/NA	Water	2130B-2011	
660-96920-2	Center	Total/NA	Water	2130B-2011	

General Chemistry (Continued)

Analysis Batch: 215170 (Continued)

Lab Sample ID	Client Sample ID	Prep Type	Matrix	Method	Prep Batch
660-96920-3	East	Total/NA	Water	2130B-2011	
MB 660-215170/2	Method Blank	Total/NA	Water	2130B-2011	
DLCK 660-215170/1	Lab Control Sample	Total/NA	Water	2130B-2011	
LCS 660-215170/3	Lab Control Sample	Total/NA	Water	2130B-2011	
660-96920-1 DU	Sharp Rock	Total/NA	Water	2130B-2011	

Lab Chronicle

Client: Envirologic International LTD.
Project/Site: Carnival Grand Port

Job ID: 660-96920-1

Client Sample ID: Sharp Rock

Date Collected: 08/27/19 09:45
Date Received: 08/28/19 10:00

Lab Sample ID: 660-96920-1

Matrix: Water

Prep Type	Batch Type	Batch Method	Run	Dil Factor	Initial Amount	Final Amount	Batch Number	Prepared or Analyzed	Analyst	Lab
Total/NA	Analysis	8260B		1	5 mL	5 mL	215226	09/06/19 12:51	ECC	TAL TAM
Total/NA	Prep	3510C			280 mL	1 mL	214959	08/29/19 08:18	MBS	TAL TAM
Total/NA	Analysis	8270D		1			214937	08/29/19 14:35	MWJ	TAL TAM
Total/NA	Prep	MicroExt Prep			325.04 mL	2 mL	214953	08/29/19 06:59	EM	TAL TAM
Total/NA	Analysis	FL-PRO Micro		1			214958	08/29/19 16:24	K1P	TAL TAM
Total Recoverable	Prep	3005A			50 mL	50 mL	214971	08/29/19 12:14	GAF	TAL TAM
Total Recoverable	Analysis	6010D		5			215122	09/03/19 09:44	GAF	TAL TAM
Total/NA	Prep	7470A			25 mL	35 mL	215128	09/03/19 11:40	GH1	TAL TAM
Total/NA	Analysis	7470A		1			215139	09/03/19 15:27	GH1	TAL TAM
Total/NA	Analysis	2130B-2011		1			215170	08/28/19 16:50	JLD	TAL TAM
Total/NA	Analysis	2540C-2011		1	5 mL	200 mL	214962	08/29/19 08:47	SGF	TAL TAM

Client Sample ID: Center

Date Collected: 08/27/19 10:35
Date Received: 08/28/19 10:00

Lab Sample ID: 660-96920-2

Matrix: Water

Prep Type	Batch Type	Batch Method	Run	Dil Factor	Initial Amount	Final Amount	Batch Number	Prepared or Analyzed	Analyst	Lab
Total/NA	Analysis	8260B		1	5 mL	5 mL	215226	09/06/19 13:13	ECC	TAL TAM
Total/NA	Prep	3510C			270 mL	1 mL	214959	08/29/19 08:18	MBS	TAL TAM
Total/NA	Analysis	8270D		1			214937	08/29/19 14:57	MWJ	TAL TAM
Total/NA	Prep	MicroExt Prep			35.08 mL	2 mL	214953	08/29/19 06:59	EM	TAL TAM
Total/NA	Analysis	FL-PRO Micro		1			214958	08/29/19 17:04	K1P	TAL TAM
Total Recoverable	Prep	3005A			50 mL	50 mL	214971	08/29/19 12:14	GAF	TAL TAM
Total Recoverable	Analysis	6010D		5			215122	09/03/19 09:47	GAF	TAL TAM
Total/NA	Prep	7470A			25 mL	35 mL	215128	09/03/19 11:40	GH1	TAL TAM
Total/NA	Analysis	7470A		1			215139	09/03/19 15:33	GH1	TAL TAM
Total/NA	Analysis	2130B-2011		1			215170	08/28/19 16:50	JLD	TAL TAM
Total/NA	Analysis	2540C-2011		1	5 mL	200 mL	214962	08/29/19 08:47	SGF	TAL TAM

Client Sample ID: East

Date Collected: 08/27/19 11:15
Date Received: 08/28/19 10:00

Lab Sample ID: 660-96920-3

Matrix: Water

Prep Type	Batch Type	Batch Method	Run	Dil Factor	Initial Amount	Final Amount	Batch Number	Prepared or Analyzed	Analyst	Lab
Total/NA	Analysis	8260B		1	5 mL	5 mL	215226	09/06/19 14:38	ECC	TAL TAM
Total/NA	Prep	3510C			270 mL	1 mL	214959	08/29/19 08:18	MBS	TAL TAM
Total/NA	Analysis	8270D		1			214937	08/29/19 15:19	MWJ	TAL TAM
Total/NA	Prep	MicroExt Prep			35.04 mL	2 mL	214953	08/29/19 06:59	EM	TAL TAM
Total/NA	Analysis	FL-PRO Micro		1			214958	08/29/19 17:23	K1P	TAL TAM
Total Recoverable	Prep	3005A			50 mL	50 mL	214971	08/29/19 12:14	GAF	TAL TAM
Total Recoverable	Analysis	6010D		5			215122	09/03/19 09:54	GAF	TAL TAM
Total/NA	Prep	7470A			25 mL	35 mL	215128	09/03/19 11:40	GH1	TAL TAM
Total/NA	Analysis	7470A		1			215139	09/03/19 15:34	GH1	TAL TAM
Total/NA	Analysis	2130B-2011		1			215170	08/28/19 16:50	JLD	TAL TAM

Lab Chronicle

Client: Envirologic International LTD.
Project/Site: Carnival Grand Port

Job ID: 660-96920-1

Client Sample ID: East

Date Collected: 08/27/19 11:15
Date Received: 08/28/19 10:00

Lab Sample ID: 660-96920-3
Matrix: Water

Prep Type	Batch Type	Batch Method	Run	Dil Factor	Initial Amount	Final Amount	Batch Number	Prepared or Analyzed	Analyst	Lab
Total/NA	Analysis	2540C-2011		1	5 mL	200 mL	214962	08/29/19 08:47	SGF	TAL TAM

Client Sample ID: OW-8

Date Collected: 08/27/19 12:15
Date Received: 08/28/19 10:00

Lab Sample ID: 660-96920-4
Matrix: Water

Prep Type	Batch Type	Batch Method	Run	Dil Factor	Initial Amount	Final Amount	Batch Number	Prepared or Analyzed	Analyst	Lab
Total/NA	Analysis	8260B		1	5 mL	5 mL	215226	09/06/19 15:00	ECC	TAL TAM

Laboratory References:

TAL TAM = Eurofins TestAmerica, Tampa, 6712 Benjamin Road, Suite 100, Tampa, FL 33634, TEL (813)885-7427

Method Summary

Client: Envirologic International LTD.
Project/Site: Carnival Grand Port

Job ID: 660-96920-1

Method	Method Description	Protocol	Laboratory
8260B	Volatile Organic Compounds (GC/MS)	SW846	TAL TAM
8270D	PAHs by GC/MS (SIM)	SW846	TAL TAM
FL-PRO Micro	Florida - Petroleum Range Organics (GC)	FL-DEP	TAL TAM
6010D	Metals (ICP)	SW846	TAL TAM
7470A	Mercury (CVAA)	SW846	TAL TAM
2130B-2011	Turbidity	SM	TAL TAM
2540C-2011	Total Dissolved Solids (Dried at 180 °C)	SM	TAL TAM
3005A	Preparation, Total Recoverable or Dissolved Metals	SW846	TAL TAM
3510C	Liquid-Liquid Extraction (Separatory Funnel)	SW846	TAL TAM
5030B	Purge and Trap	SW846	TAL TAM
7470A	Preparation, Mercury	SW846	TAL TAM
MicroExt Prep	Microextraction	SW846	TAL TAM

Protocol References:

FL-DEP = State Of Florida Department Of Environmental Protection, Florida Administrative Code.
SM = "Standard Methods For The Examination Of Water And Wastewater"
SW846 = "Test Methods For Evaluating Solid Waste, Physical/Chemical Methods", Third Edition, November 1986 And Its Updates.

Laboratory References:

TAL TAM = Eurofins TestAmerica, Tampa, 6712 Benjamin Road, Suite 100, Tampa, FL 33634, TEL (813)885-7427

Accreditation/Certification Summary

Client: Envirologic International LTD.
Job ID: 660-96920-1
Project/Site: Carnival Grand Port

Laboratory: Eurofins TestAmerica, Tampa

The accreditations/certifications listed below are applicable to this report.

Authority	Program	Identification Number	Expiration Date
Florida	NELAP	E84282	06-30-20

Eurofins TestAmerica, Tampa
6712 Benjamin Road Suite 100
Tampa, FL 33634
Phone: 813-885-7427 Fax: 813-885-7049

Chain of Custody Record

eurofins | Environment Testing TestAmerica

Client Information	Sampler: Lloyd Cheong	Lab PM: Gudnason, Haukur M	Carrier Tracking No(s): FEDEX 8134 6288 0330	COC No: 660-86801-28129 of 5
Client Contact: Mr. Lloyd Cheong	Phone: (242) 351-2490	E-Mail: haukur.gudnason@testamericainc.com		Page: ~~Page 3 of 3~~
Company: Envirologic International LTD.				Job #:
Address: 1100 SE 24th Street Suite 101F	Due Date Requested:			
City: Ft. Lauderdale	TAT Requested (days):			
State, Zip: FL, 33316				
Phone: 954-727-3965(Tel)	PO #: Purchase Order not required			
Email: envirologic.bahamas@gmail.com	WO #:			
Project Name: Carnival Grand Port	Project #: 66013991			
Site: GRAND PORT	SSOW#:			

Analysis Requested

Preservation Codes:

A - HCL	M - Hexane
B - NaOH	N - None
C - Zn Acetate	O - AsNaO2
D - Nitric Acid	P - Na2O4S
E - NaHSO4	Q - Na2SO3
F - MeOH	R - Na2S2O3
G - Amchlor	S - H2SO4
H - Ascorbic Acid	T - TSP Dodecahydrate
I - Ice	U - Acetone
J - DI Water	V - MCAA
K - EDTA	W - pH 4-5
L - EDA	Z - other (specify)

Other:

Sample Identification	Sample Date	Sample Time	Sample Type (C=comp, G=grab)	Matrix (W=water, S=solid, O=waste/oil, BT=Tissue, A=Air)	Field Filtered Sample (Yes or No)	Perform MS/MSD (Yes or No)	8270D_SIM - Polycyclic Aromatic Hydrocarbons	SM2130B - Turbidity	6010D, 7470A	8260B - Target Compound List	FLPRO_Micro - TRPH	2540C - TDS	Field Sampling - Field Sampling Oxygen, Dissolved	Total Number of containers	Special Instructions/Note:
		Preservation Code:					N	N	D	A	A	N	N		
SHARP ROCK	8/27/19	9:45		Water			2	1	1	3	2	1			SHARP ROCK, CENTER, AND EAST ARE SEAWATER
CENTER		10:35		Water			2	1	1	3	2	1			
EAST		11:15		Water			2	1	1	3	2	1			
OW-8		12:15								3					

660-96920 Chain of Custody

Loc: 660
96920

Possible Hazard Identification
☐ Non-Hazard ☐ Flammable ☐ Skin Irritant ☐ Poison B ☐ Unknown ☐ Radiological

Sample Disposal (A fee may be assessed if samples are retained longer than 1 m
☐ Return To Client ☐ Disposal By Lab ☐ Archive For _____

Deliverable Requested: I, II, III, IV, Other (specify)

Special Instructions/QC Requirements:

Empty Kit Relinquished by:	Date:	Time:	Method of Shipment:

	Relinquished by:	Date/Time:	Company	Received by:	Date/Time:	Company
1	Lloyd Cheong	8/27/19 3:30pm		Kristen Fellwood	8/28/19 1000	Eurofins TA
2	Relinquished by:	Date/Time:	Company	Received by:	Date/Time:	Company
3	Relinquished by:	Date/Time:	Company	Received by:	Date/Time:	Company

Custody Seals Intact: △ Yes ★ No | Custody Seal No.: N/A

Cooler Temperature(s) °C and Other Remarks: 21.3/4.4 CV 09

Ver: 01/16/2019

FedEx Express International Air Waybill

Origin Copy

FedEx Tracking Number 8134 5288 0330 Form ID No. 0402

1 From

Date 8/27/19 Sender's FedEx Account Number 2826-9855-2

Sender's Name Lloyd Cheong Phone (727) 351-2490

Company ENTOMOLOGIX INTERNATIONAL

Address 6 WEST ATLANTIC Dr.

Address

City FREEPORT State Province GRI

Country ZIP Postal Code

Email Address

Internal Billing Reference

2 To

28 ☐ Residential Delivery

Recipient's Name Mark Gunnason Phone (813) 995-7477

Company EUROFINS TEST AMERICA

Address 6712 BENJAMIN Rd Dept/Floor

Address Suite 100

City TAMPA, State Province FL

Country USA ZIP Postal Code 33634

Email Address

Recipient's Tax ID Number for Customs Purposes

3 Shipment Information

Total Packages (Shipper's Load and Count/SLAC) 1 Total Weight 46 ☒ lbs. ☐ kg DIM / / ☐ in. ☐ cm

Commodity Description	Harmonized Code	Country of Manufacture	Value for Customs
WATER SAMPLES FOR TESTING		BS	No Value

Has EEI been filed in AES? (For U.S. Export Only: Check One)

☐ No EEI required, value $2,500 or less per Sch. B Number, no license required (NLR), not subject to ITAR.

☐ No EEI required, enter exemption number: ____ If other than NLR, enter License Exception: ____

☐ Yes – Enter AES proof of filing citation: ____

Total Declared Value for Carriage

Total Value for Customs (Specify Currency) No Value

4 Express Package Service

NOTE: Service order has changed. Please select carefully.

06 ☐ FedEx Intl. First 01 ☑ FedEx Intl. Priority 03 ☐ FedEx Intl. Economy

5 Packaging

06 ☐ FedEx Envelope 02 ☐ FedEx Pak 03 ☐ FedEx Box 04 ☐ FedEx Tube

15 ☐ FedEx 10kg Box 25 ☐ FedEx 25kg Box 01 ☑ Other cooler

6 Special Handling and Delivery Signature Options

Fees may apply. See the FedEx Service Guide.

01 ☐ HOLD at FedEx Location 03 ☐ SATURDAY Delivery

10 ☐ Direct Signature – Someone at recipient's address may sign for delivery.

34 ☐ Indirect Signature – If no one is available at recipient's address, someone at a neighboring address may sign for delivery. For residential deliveries only.

7 Payment

Complete payment options for both transportation charges and duties and taxes.

Bill transportation charges to:

Enter FedEx Acct. No. or Credit Card No. below.

1 ☑ Sender (Acct. No. in Section 1 will be billed.) 2 ☐ Recipient 3 ☐ Third Party 4 ☐ Credit Card 5 ☐ Cash/Check/Cheque

Total Transportation

FedEx Acct. No. [redacted]

Specify Currency

Credit Card Exp. Date

Bill duties and taxes to:

Enter FedEx Acct. No. below.

1 ☐ Sender (Acct. No. in Section 1 will be billed.) 2 ☐ Recipient 3 ☐ Third Party 5 ☐ Cash/Check/Cheque

FedEx Acct. No.

8 Required Signature

Use of this Air Waybill constitutes your agreement to the Conditions of Contract on the back of this Air Waybill, and you represent that this shipment does not require a U.S. State Department License or contain dangerous goods. Certain international treaties, including the Warsaw or Montreal Convention, may apply to this shipment and limit our liability for damage, loss, or delay, as described in the Conditions of Contract.

WARNING: These commodities, technology, or software were exported from the United States in accordance with Export Administration Regulations. Diversion contrary to U.S. law prohibited.

Sender's Signature: Lloyd Cheong

Received above shipment in good order and condition. We agree to pay all charges, including Customs duties and taxes as applicable, and we agree to the Conditions of Carriage as stated on the reverse side of the Recipient's Copy.

Recipient's Signature

662

Origin Station ID	Country Code/Destination Station ID	URSA Routing	Handling Units
FPOA	TPF	XS/TPFA	Total Volume (cm)

Received At: 1 ☐ Reg. Stop 2 ☐ On-Call Stop 3 ☐ Drop Box 4 ☐ World Service Center 5 ☑ Station

Forms Attached: ☐ CI ☐ CO

Base Charges ____ Declared Val. Chrg. ____ Other ____ ODA/OPA ____ Credit Card Auth. ____

FedEx Emp. # 458372 Audit Emp. # ____ Date ____ Time ____ Del. Courier Emp. # ____ Date ____ Time ____

PART 158410 • Rev. Date 9/13 • ©1994–2013 FedEx • PRINTED IN U.S.A. • Non-Negotiable International Air Waybill

RRDA 04/18

9/9/2019

Commercial Invoice

1 Shipper/Exporter

Tax ID No. OPTIONAL

Contact Name Lloyd Cheong

Contact Phone (242) 351-2490

Email

Company Name Envirologic International

Address 1 6 West Atlantic Dr.

Address 2

City Freeport State G.B.I. ZIP

Country Bahamas

2 Parties to Transactions: ☐ Related or ☐ Non-related

3 Ship Date Aug 27, 2019

4 Air Waybill No./Tracking No./Bill of Lading

☑ FedEx Express International Air Waybill Tracking No(s).

8134 5288 0330

☐ FedEx International Ground® Tracking No(s).

5 Reference No.
(e.g., purchase order, invoice no.) OPTIONAL

6 Purpose of Shipment

7 Recipient

Tax ID No. OPTIONAL

Contact Name Mark Gudnason

Contact Phone 813 885-7427

Email

Company Name Eurofins Test America

Address 1 6712 Benjamin Rd.

Address 2 Suite 100

City Tampa Province Fl Postal Code 33634

Country USA

8 Importer - if other than recipient

☐ Same as RECIPIENT

Tax ID No. OPTIONAL

Contact Name

Contact Phone

Company Name

Address 1

Address 2

City Province Postal Code

Country

9 Broker Information

FedEx Express® shipments will be cleared by our in-house broker. If you wish to designate your own broker for this express shipment, please provide contact information in the Broker Selection section of the FedEx® Expanded Service International Air Waybill.

FedEx International Ground shipments will be cleared by our in-house broker. The shipper is responsible for clearance entry fees. The importer will be billed for duties and taxes and other surcharges, unless they are charged to an authorized FedEx account number.

10 For FedEx Ground only.
Duties and taxes payable by: ☐ Shipper ☐ Recipient ☐ Other If other, please provide FedEx Account Number

11 No. of Pkgs	12 No. of Units	13 Unit of Measure	14 Description of Goods	15 Harmonized Code	16 Country of Origin	17 Unit Value	18 Total Value
1		Cooler	Water Samples For Testing	OPTIONAL	BS		No Value

19 Total Pkgs	20 Total Weight (Indicate lbs. or kg)	Subtotal	No Value
21 Terms of Sale OPTIONAL		OPTIONAL Insurance	
22 Special Instructions OPTIONAL		OPTIONAL Freight	
		OPTIONAL Packing	
		OPTIONAL Handling	
		OPTIONAL Other	No Value
		23 Invoice Total	No Value
		24 Currency Code	

25 These commodities, technology, or software were exported from the United States in accordance with Export Administration regulations. Diversion contrary to U.S. law prohibited.
I declare all the information contained in this invoice to be true and correct.

Signature and Title of Authorized Person Lloyd Cheong **Date** Aug 27, 2019

M-1054 REV 7/10 Part 116547 RRD 0002769PM

Login Sample Receipt Checklist

Client: Envirologic International LTD. Job Number: 660-96920-1

Login Number: 96920 **List Source: Eurofins TestAmerica, Tampa**
List Number: 1
Creator: Hornsby, Terry

Question	Answer	Comment
Radioactivity wasn't checked or is </= background as measured by a survey meter.	True	
The cooler's custody seal, if present, is intact.	True	
Sample custody seals, if present, are intact.	True	
The cooler or samples do not appear to have been compromised or tampered with.	True	
Samples were received on ice.	True	
Cooler Temperature is acceptable.	True	
Cooler Temperature is recorded.	True	
COC is present.	True	
COC is filled out in ink and legible.	True	
COC is filled out with all pertinent information.	True	
Is the Field Sampler's name present on COC?	True	
There are no discrepancies between the containers received and the COC.	True	
Samples are received within Holding Time (excluding tests with immediate HTs)	True	
Sample containers have legible labels.	True	
Containers are not broken or leaking.	True	
Sample collection date/times are provided.	True	
Appropriate sample containers are used.	True	
Sample bottles are completely filled.	True	
Sample Preservation Verified.	True	
There is sufficient vol. for all requested analyses, incl. any requested MS/MSDs	True	
Containers requiring zero headspace have no headspace or bubble is <6mm (1/4").	False	Headspace larger than 1/4".
Multiphasic samples are not present.	N/A	
Samples do not require splitting or compositing.	True	
Residual Chlorine Checked.	N/A	

eurofins | Environment Testing TestAmerica

ANALYTICAL REPORT

Eurofins TestAmerica, Tampa
6712 Benjamin Road
Suite 100
Tampa, FL 33634
Tel: (813)885-7427

Laboratory Job ID: 660-96995-1
Client Project/Site: Carnival Grand Port

For:
Envirologic International LTD.
1100 SE 24th Street
Suite 101F
Ft. Lauderdale, Florida 33316

Attn: Mr. Lloyd Cheong

Authorized for release by:
9/10/2019 3:10:38 PM

Haukur Gudnason, Project Manager II
(813)280-8342
haukur.gudnason@testamericainc.com

LINKS

Review your project results through TotalAccess

Have a Question? Ask The Expert

Visit us at: www.testamericainc.com

The test results in this report meet all 2003 NELAC and 2009 TNI requirements for accredited parameters, exceptions are noted in this report. This report may not be reproduced except in full, and with written approval from the laboratory. For questions please contact the Project Manager at the e-mail address or telephone number listed on this page.

This report has been electronically signed and authorized by the signatory. Electronic signature is intended to be the legally binding equivalent of a traditionally handwritten signature.

Results relate only to the items tested and the sample(s) as received by the laboratory.

Table of Contents

Cover Page 1
Table of Contents 2
Sample Summary 3
Case Narrative 4
Definitions/Glossary 5
Detection Summary 6
Client Sample Results 7
QC Sample Results 10
QC Association Summary 17
Lab Chronicle 19
Method Summary 20
Certification Summary 21
Chain of Custody 22
Receipt Checklists 23

Sample Summary

Client: Envirologic International LTD.
Project/Site: Carnival Grand Port

Job ID: 660-96995-1

Lab Sample ID	Client Sample ID	Matrix	Collected	Received	Asset ID
660-96995-1	Wetland 1	Water	08/28/19 10:15	08/30/19 08:52	
660-96995-2	Wetland 2	Water	08/28/19 11:00	08/30/19 08:52	

Case Narrative

Client: Envirologic International LTD.
Project/Site: Carnival Grand Port

Job ID: 660-96995-1

Job ID: 660-96995-1

Laboratory: Eurofins TestAmerica, Tampa

Narrative

Receipt
The samples were received on 8/30/2019 8:52 AM; the samples arrived in good condition, properly preserved and, where required, on ice. The temperature of the cooler at receipt was 2.0º C.

GC/MS VOA
No analytical or quality issues were noted, other than those described in the Definitions/Glossary page.

GC/MS Semi VOA
Method(s) 8270D SIM: The matrix spike (MS) recoveries for the following sample associated with preparation batch 660-215117 and analytical batch 660-215143 were outside control limits: (660-96978-B-1-A MS). The associated laboratory control sample (LCS) recovery met acceptance criteria.

No additional analytical or quality issues were noted, other than those described above or in the Definitions/Glossary page.

GC Semi VOA
No analytical or quality issues were noted, other than those described in the Definitions/Glossary page.

Metals
Method(s) 6010D: Sample diluted due to saturated level of sodium in the matrix that suppresses the internal standards.Wetland 1 (660-96995-1) and Wetland 2 (660-96995-2). Elevated reporting limits (RLs) are provided.

No additional analytical or quality issues were noted, other than those described above or in the Definitions/Glossary page.

General Chemistry
No analytical or quality issues were noted, other than those described in the Definitions/Glossary page.

Organic Prep
Method(s) MicroExt Prep: The following samples formed emulsions during the extraction procedure: Wetland 1 (660-96995-1). The emulsions were broken up using the centrifuge.

No additional analytical or quality issues were noted, other than those described above or in the Definitions/Glossary page.

Definitions/Glossary

Client: Envirologic International LTD.
Project/Site: Carnival Grand Port

Job ID: 660-96995-1

Qualifiers

GC/MS VOA

Qualifier	Qualifier Description
I	The reported value is between the laboratory method detection limit and the laboratory practical quantitation limit.
U	Indicates that the compound was analyzed for but not detected.

GC/MS Semi VOA

Qualifier	Qualifier Description
U	Indicates that the compound was analyzed for but not detected.

GC Semi VOA

Qualifier	Qualifier Description
I	The reported value is between the laboratory method detection limit and the laboratory practical quantitation limit.
U	Indicates that the compound was analyzed for but not detected.

Metals

Qualifier	Qualifier Description
I	The reported value is between the laboratory method detection limit and the laboratory practical quantitation limit.
U	Indicates that the compound was analyzed for but not detected.

General Chemistry

Qualifier	Qualifier Description
U	Indicates that the compound was analyzed for but not detected.

Glossary

Abbreviation	These commonly used abbreviations may or may not be present in this report.
¤	Listed under the "D" column to designate that the result is reported on a dry weight basis
%R	Percent Recovery
CFL	Contains Free Liquid
CNF	Contains No Free Liquid
DER	Duplicate Error Ratio (normalized absolute difference)
Dil Fac	Dilution Factor
DL	Detection Limit (DoD/DOE)
DL, RA, RE, IN	Indicates a Dilution, Re-analysis, Re-extraction, or additional Initial metals/anion analysis of the sample
DLC	Decision Level Concentration (Radiochemistry)
EDL	Estimated Detection Limit (Dioxin)
LOD	Limit of Detection (DoD/DOE)
LOQ	Limit of Quantitation (DoD/DOE)
MDA	Minimum Detectable Activity (Radiochemistry)
MDC	Minimum Detectable Concentration (Radiochemistry)
MDL	Method Detection Limit
ML	Minimum Level (Dioxin)
NC	Not Calculated
ND	Not Detected at the reporting limit (or MDL or EDL if shown)
PQL	Practical Quantitation Limit
QC	Quality Control
RER	Relative Error Ratio (Radiochemistry)
RL	Reporting Limit or Requested Limit (Radiochemistry)
RPD	Relative Percent Difference, a measure of the relative difference between two points
TEF	Toxicity Equivalent Factor (Dioxin)
TEQ	Toxicity Equivalent Quotient (Dioxin)

Detection Summary

Client: Envirologic International LTD.
Project/Site: Carnival Grand Port

Job ID: 660-96995-1

Client Sample ID: Wetland 1 — Lab Sample ID: 660-96995-1

Analyte	Result	Qualifier	RL	MDL	Unit	Dil Fac	D	Method	Prep Type
Total Petroleum Hydrocarbons (C8-C40)	0.47	I	1.0	0.24	mg/L	1		FL-PRO Micro	Total/NA
Arsenic	0.011	I	0.050	0.0093	mg/L	5		6010D	Total Recoverable
Barium	0.0081	I	0.050	0.0046	mg/L	5		6010D	Total Recoverable
Turbidity	1.0		0.50	0.50	NTU	1		2130B-2011	Total/NA
Total Dissolved Solids	11000		100	100	mg/L	1		2540C-2011	Total/NA

Client Sample ID: Wetland 2 — Lab Sample ID: 660-96995-2

Analyte	Result	Qualifier	RL	RL	Unit	Dil Fac	D	Method	Prep Type
Turbidity	0.83		0.50	0.50	NTU	1		2130B-2011	Total/NA
Total Dissolved Solids	7700		100	100	mg/L	1		2540C-2011	Total/NA

This Detection Summary does not include radiochemical test results.

Client: Envirologic International LTD.
Project/Site: Carnival Grand Port

Job ID: 660-96995-1

Client Sample ID: Wetland 1

Date Collected: 08/28/19 10:15
Date Received: 08/30/19 08:52

Lab Sample ID: 660-96995-1

Matrix: Water

Method: 8260B - Volatile Organic Compounds (GC/MS)

Analyte	Result	Qualifier	RL	MDL	Unit	D	Prepared	Analyzed	Dil Fac
Benzene	0.25	U	1.0	0.25	ug/L			09/10/19 10:11	1
Dichlorobromomethane	0.23	U	1.0	0.23	ug/L			09/10/19 10:11	1
Bromoform	1.1	U	5.0	1.1	ug/L			09/10/19 10:11	1
Bromomethane	2.5	U	10	2.5	ug/L			09/10/19 10:11	1
Carbon tetrachloride	0.23	U	1.0	0.23	ug/L			09/10/19 10:11	1
Chlorobenzene	0.27	U	1.0	0.27	ug/L			09/10/19 10:11	1
Chloroethane	2.5	U	10	2.5	ug/L			09/10/19 10:11	1
Chloroform	0.29	U	1.0	0.29	ug/L			09/10/19 10:11	1
Chloromethane	0.76	U	2.0	0.76	ug/L			09/10/19 10:11	1
Chlorodibromomethane	0.31	U	3.0	0.31	ug/L			09/10/19 10:11	1
1,2-Dibromo-3-Chloropropane	2.5	U	10	2.5	ug/L			09/10/19 10:11	1
Ethylene Dibromide	0.27	U	1.0	0.27	ug/L			09/10/19 10:11	1
1,2-Dichlorobenzene	0.24	U	1.0	0.24	ug/L			09/10/19 10:11	1
1,3-Dichlorobenzene	0.26	U	1.0	0.26	ug/L			09/10/19 10:11	1
1,4-Dichlorobenzene	0.22	U	1.0	0.22	ug/L			09/10/19 10:11	1
Dichlorodifluoromethane	2.5	U	10	2.5	ug/L			09/10/19 10:11	1
1,1-Dichloroethane	0.32	U	1.0	0.32	ug/L			09/10/19 10:11	1
1,1-Dichloroethene	0.26	U	1.0	0.26	ug/L			09/10/19 10:11	1
1,2-Dichloroethane	0.31	U	1.0	0.31	ug/L			09/10/19 10:11	1
cis-1,2-Dichloroethene	0.32	U	1.0	0.32	ug/L			09/10/19 10:11	1
trans-1,2-Dichloroethene	0.39	U	2.0	0.39	ug/L			09/10/19 10:11	1
1,2-Dichloropropane	0.52	U	2.0	0.52	ug/L			09/10/19 10:11	1
cis-1,3-Dichloropropene	0.39	U	2.0	0.39	ug/L			09/10/19 10:11	1
trans-1,3-Dichloropropene	0.27	U	1.0	0.27	ug/L			09/10/19 10:11	1
Ethylbenzene	0.27	U	1.0	0.27	ug/L			09/10/19 10:11	1
Isopropylbenzene	0.52	U	2.0	0.52	ug/L			09/10/19 10:11	1
Methylene Chloride	1.4	U	10	1.4	ug/L			09/10/19 10:11	1
Styrene	0.49	U	2.0	0.49	ug/L			09/10/19 10:11	1
1,1,2,2-Tetrachloroethane	0.44	U	1.0	0.44	ug/L			09/10/19 10:11	1
Tetrachloroethene	0.50	U	2.0	0.50	ug/L			09/10/19 10:11	1
Toluene	0.24	U	1.0	0.24	ug/L			09/10/19 10:11	1
1,2,3-Trichlorobenzene	0.37	U	2.0	0.37	ug/L			09/10/19 10:11	1
1,2,4-Trichlorobenzene	0.58	U	2.0	0.58	ug/L			09/10/19 10:11	1
1,1,1-Trichloroethane	0.30	U	1.0	0.30	ug/L			09/10/19 10:11	1
1,1,2-Trichloroethane	0.29	U	1.0	0.29	ug/L			09/10/19 10:11	1
Trichloroethene	0.61	U	2.0	0.61	ug/L			09/10/19 10:11	1
Trichlorofluoromethane	0.49	U	5.0	0.49	ug/L			09/10/19 10:11	1
Vinyl chloride	0.26	U	1.0	0.26	ug/L			09/10/19 10:11	1
Acetone	3.0	U	20	3.0	ug/L			09/10/19 10:11	1
2-Butanone (MEK)	3.2	U	10	3.2	ug/L			09/10/19 10:11	1
4-Methyl-2-pentanone (MIBK)	4.0	U	15	4.0	ug/L			09/10/19 10:11	1
Carbon disulfide	0.35	U	2.0	0.35	ug/L			09/10/19 10:11	1
2-Hexanone	4.4	U	15	4.4	ug/L			09/10/19 10:11	1
Methyl tert-butyl ether	0.44	U	2.0	0.44	ug/L			09/10/19 10:11	1
Xylenes, Total	0.50	U	4.0	0.50	ug/L			09/10/19 10:11	1

Surrogate	*%Recovery*	*Qualifier*	*Limits*	*Prepared*	*Analyzed*	*Dil Fac*
4-Bromofluorobenzene	*105*		*70 - 130*		*09/10/19 10:11*	*1*
Dibromofluoromethane	*100*		*70 - 130*		*09/10/19 10:11*	*1*
Toluene-d8 (Surr)	*104*		*70 - 130*		*09/10/19 10:11*	*1*

Client: Envirologic International LTD.
Project/Site: Carnival Grand Port

Job ID: 660-96995-1

Client Sample ID: Wetland 1

Date Collected: 08/28/19 10:15
Date Received: 08/30/19 08:52

Lab Sample ID: 660-96995-1

Matrix: Water

Method: 8270D - PAHs by GC/MS (SIM)

Analyte	Result	Qualifier	RL	MDL	Unit	D	Prepared	Analyzed	Dil Fac
Naphthalene	1.2	U	3.7	1.2	ug/L		09/03/19 08:53	09/04/19 15:51	1
2-Methylnaphthalene	0.62	U	0.69	0.62	ug/L		09/03/19 08:53	09/04/19 15:51	1
1-Methylnaphthalene	0.59	U	0.69	0.59	ug/L		09/03/19 08:53	09/04/19 15:51	1
Acenaphthylene	0.075	U	0.46	0.075	ug/L		09/03/19 08:53	09/04/19 15:51	1
Acenaphthene	0.23	U	0.69	0.23	ug/L		09/03/19 08:53	09/04/19 15:51	1
Fluorene	0.23	U	0.69	0.23	ug/L		09/03/19 08:53	09/04/19 15:51	1
Phenanthrene	0.80	U	2.8	0.80	ug/L		09/03/19 08:53	09/04/19 15:51	1
Anthracene	0.083	U	0.46	0.083	ug/L		09/03/19 08:53	09/04/19 15:51	1
Fluoranthene	0.22	U	0.69	0.22	ug/L		09/03/19 08:53	09/04/19 15:51	1
Pyrene	0.21	U	0.46	0.21	ug/L		09/03/19 08:53	09/04/19 15:51	1
Benzo[a]anthracene	0.046	U	0.19	0.046	ug/L		09/03/19 08:53	09/04/19 15:51	1
Chrysene	0.063	U	0.46	0.063	ug/L		09/03/19 08:53	09/04/19 15:51	1
Benzo[b]fluoranthene	0.046	U	0.093	0.046	ug/L		09/03/19 08:53	09/04/19 15:51	1
Benzo[k]fluoranthene	0.077	U	0.46	0.077	ug/L		09/03/19 08:53	09/04/19 15:51	1
Benzo[a]pyrene	0.067	U	0.46	0.067	ug/L		09/03/19 08:53	09/04/19 15:51	1
Benzo[g,h,i]perylene	0.064	U	0.46	0.064	ug/L		09/03/19 08:53	09/04/19 15:51	1
Indeno[1,2,3-cd]pyrene	0.046	U	0.19	0.046	ug/L		09/03/19 08:53	09/04/19 15:51	1
Dibenz(a,h)anthracene	0.071	U	0.19	0.071	ug/L		09/03/19 08:53	09/04/19 15:51	1

Surrogate	*%Recovery*	*Qualifier*	*Limits*	*Prepared*	*Analyzed*	*Dil Fac*
2-methylnaphthalene-d10	*54*		*19 - 110*	*09/03/19 08:53*	*09/04/19 15:51*	*1*
Fluoranthene-d10	*68*		*35 - 140*	*09/03/19 08:53*	*09/04/19 15:51*	*1*

Method: FL-PRO Micro - Florida - Petroleum Range Organics (GC)

Analyte	Result	Qualifier	RL	MDL	Unit	D	Prepared	Analyzed	Dil Fac
Total Petroleum Hydrocarbons (C8-C40)	**0.47**	**I**	1.0	0.24	mg/L		09/04/19 07:53	09/04/19 14:00	1

Surrogate	*%Recovery*	*Qualifier*	*Limits*	*Prepared*	*Analyzed*	*Dil Fac*
o-Terphenyl	*124*		*66 - 139*	*09/04/19 07:53*	*09/04/19 14:00*	*1*
n-C39	*117*		*40 - 129*	*09/04/19 07:53*	*09/04/19 14:00*	*1*

Method: 6010D - Metals (ICP) - Total Recoverable

Analyte	Result	Qualifier	RL	MDL	Unit	D	Prepared	Analyzed	Dil Fac
Silver	0.0073	U	0.050	0.0073	mg/L		09/03/19 12:57	09/04/19 09:50	5
Arsenic	**0.011**	**I**	0.050	0.0093	mg/L		09/03/19 12:57	09/04/19 09:50	5
Barium	**0.0081**	**I**	0.050	0.0046	mg/L		09/03/19 12:57	09/04/19 09:50	5
Cadmium	0.0023	U	0.020	0.0023	mg/L		09/03/19 12:57	09/04/19 09:50	5
Chromium	0.0055	U	0.050	0.0055	mg/L		09/03/19 12:57	09/04/19 09:50	5
Lead	0.010	U	0.050	0.010	mg/L		09/03/19 12:57	09/04/19 09:50	5
Selenium	0.025	U	0.10	0.025	mg/L		09/03/19 12:57	09/04/19 09:50	5

Method: 7470A - Mercury (CVAA)

Analyte	Result	Qualifier	RL	MDL	Unit	D	Prepared	Analyzed	Dil Fac
Mercury	0.076	U	0.30	0.076	ug/L		09/05/19 08:33	09/05/19 11:37	1

General Chemistry

Analyte	Result	Qualifier	RL	RL	Unit	D	Prepared	Analyzed	Dil Fac
Turbidity	**1.0**		0.50	0.50	NTU			08/30/19 10:10	1
Total Dissolved Solids	**11000**		100	100	mg/L			09/03/19 12:18	1

Client: Envirologic International LTD.
Project/Site: Carnival Grand Port

Job ID: 660-96995-1

Client Sample ID: Wetland 2

Date Collected: 08/28/19 11:00
Date Received: 08/30/19 08:52

Lab Sample ID: 660-96995-2

Matrix: Water

Method: 8270D - PAHs by GC/MS (SIM)

Analyte	Result	Qualifier	RL	MDL	Unit	D	Prepared	Analyzed	Dil Fac
Naphthalene	1.2	U	3.7	1.2	ug/L		09/03/19 08:53	09/04/19 16:12	1
2-Methylnaphthalene	0.62	U	0.69	0.62	ug/L		09/03/19 08:53	09/04/19 16:12	1
1-Methylnaphthalene	0.59	U	0.69	0.59	ug/L		09/03/19 08:53	09/04/19 16:12	1
Acenaphthylene	0.075	U	0.46	0.075	ug/L		09/03/19 08:53	09/04/19 16:12	1
Acenaphthene	0.23	U	0.69	0.23	ug/L		09/03/19 08:53	09/04/19 16:12	1
Fluorene	0.23	U	0.69	0.23	ug/L		09/03/19 08:53	09/04/19 16:12	1
Phenanthrene	0.80	U	2.8	0.80	ug/L		09/03/19 08:53	09/04/19 16:12	1
Anthracene	0.083	U	0.46	0.083	ug/L		09/03/19 08:53	09/04/19 16:12	1
Fluoranthene	0.22	U	0.69	0.22	ug/L		09/03/19 08:53	09/04/19 16:12	1
Pyrene	0.21	U	0.46	0.21	ug/L		09/03/19 08:53	09/04/19 16:12	1
Benzo[a]anthracene	0.046	U	0.19	0.046	ug/L		09/03/19 08:53	09/04/19 16:12	1
Chrysene	0.063	U	0.46	0.063	ug/L		09/03/19 08:53	09/04/19 16:12	1
Benzo[b]fluoranthene	0.046	U	0.093	0.046	ug/L		09/03/19 08:53	09/04/19 16:12	1
Benzo[k]fluoranthene	0.077	U	0.46	0.077	ug/L		09/03/19 08:53	09/04/19 16:12	1
Benzo[a]pyrene	0.067	U	0.46	0.067	ug/L		09/03/19 08:53	09/04/19 16:12	1
Benzo[g,h,i]perylene	0.064	U	0.46	0.064	ug/L		09/03/19 08:53	09/04/19 16:12	1
Indeno[1,2,3-cd]pyrene	0.046	U	0.19	0.046	ug/L		09/03/19 08:53	09/04/19 16:12	1
Dibenz(a,h)anthracene	0.071	U	0.19	0.071	ug/L		09/03/19 08:53	09/04/19 16:12	1

Surrogate	*%Recovery*	*Qualifier*	*Limits*	*Prepared*	*Analyzed*	*Dil Fac*
2-methylnaphthalene-d10	*50*		*19 - 110*	*09/03/19 08:53*	*09/04/19 16:12*	*1*
Fluoranthene-d10	*71*		*35 - 140*	*09/03/19 08:53*	*09/04/19 16:12*	*1*

Method: 6010D - Metals (ICP) - Total Recoverable

Analyte	Result	Qualifier	RL	MDL	Unit	D	Prepared	Analyzed	Dil Fac
Silver	0.0073	U	0.050	0.0073	mg/L		09/03/19 12:57	09/04/19 09:57	5
Arsenic	0.0093	U	0.050	0.0093	mg/L		09/03/19 12:57	09/04/19 09:57	5
Barium	0.0046	U	0.050	0.0046	mg/L		09/03/19 12:57	09/04/19 09:57	5
Cadmium	0.0023	U	0.020	0.0023	mg/L		09/03/19 12:57	09/04/19 09:57	5
Chromium	0.0055	U	0.050	0.0055	mg/L		09/03/19 12:57	09/04/19 09:57	5
Lead	0.010	U	0.050	0.010	mg/L		09/03/19 12:57	09/04/19 09:57	5
Selenium	0.025	U	0.10	0.025	mg/L		09/03/19 12:57	09/04/19 09:57	5

Method: 7470A - Mercury (CVAA)

Analyte	Result	Qualifier	RL	MDL	Unit	D	Prepared	Analyzed	Dil Fac
Mercury	0.076	U	0.30	0.076	ug/L		09/05/19 08:33	09/05/19 11:39	1

General Chemistry

Analyte	Result	Qualifier	RL	RL	Unit	D	Prepared	Analyzed	Dil Fac
Turbidity	**0.83**		0.50	0.50	NTU			08/30/19 10:10	1
Total Dissolved Solids	**7700**		100	100	mg/L			09/03/19 12:18	1

Client: Envirologic International LTD.
Project/Site: Carnival Grand Port

Job ID: 660-96995-1

Method: 8260B - Volatile Organic Compounds (GC/MS)

Lab Sample ID: MB 660-215355/6
Matrix: Water
Analysis Batch: 215355

Client Sample ID: Method Blank
Prep Type: Total/NA

Analyte	MB Result	MB Qualifier	RL	MDL	Unit	D	Prepared	Analyzed	Dil Fac
Benzene	0.25	U	1.0	0.25	ug/L			09/10/19 09:39	1
Dichlorobromomethane	0.23	U	1.0	0.23	ug/L			09/10/19 09:39	1
Bromoform	1.1	U	5.0	1.1	ug/L			09/10/19 09:39	1
Bromomethane	2.5	U	10	2.5	ug/L			09/10/19 09:39	1
Carbon tetrachloride	0.23	U	1.0	0.23	ug/L			09/10/19 09:39	1
Chlorobenzene	0.27	U	1.0	0.27	ug/L			09/10/19 09:39	1
Chloroethane	2.5	U	10	2.5	ug/L			09/10/19 09:39	1
Chloroform	0.29	U	1.0	0.29	ug/L			09/10/19 09:39	1
Chloromethane	0.76	U	2.0	0.76	ug/L			09/10/19 09:39	1
Chlorodibromomethane	0.31	U	3.0	0.31	ug/L			09/10/19 09:39	1
1,2-Dibromo-3-Chloropropane	2.5	U	10	2.5	ug/L			09/10/19 09:39	1
Ethylene Dibromide	0.27	U	1.0	0.27	ug/L			09/10/19 09:39	1
1,2-Dichlorobenzene	0.24	U	1.0	0.24	ug/L			09/10/19 09:39	1
1,3-Dichlorobenzene	0.26	U	1.0	0.26	ug/L			09/10/19 09:39	1
1,4-Dichlorobenzene	0.22	U	1.0	0.22	ug/L			09/10/19 09:39	1
Dichlorodifluoromethane	2.5	U	10	2.5	ug/L			09/10/19 09:39	1
1,1-Dichloroethane	0.32	U	1.0	0.32	ug/L			09/10/19 09:39	1
1,1-Dichloroethene	0.26	U	1.0	0.26	ug/L			09/10/19 09:39	1
1,2-Dichloroethane	0.31	U	1.0	0.31	ug/L			09/10/19 09:39	1
cis-1,2-Dichloroethene	0.32	U	1.0	0.32	ug/L			09/10/19 09:39	1
trans-1,2-Dichloroethene	0.39	U	2.0	0.39	ug/L			09/10/19 09:39	1
1,2-Dichloropropane	0.52	U	2.0	0.52	ug/L			09/10/19 09:39	1
cis-1,3-Dichloropropene	0.39	U	2.0	0.39	ug/L			09/10/19 09:39	1
trans-1,3-Dichloropropene	0.27	U	1.0	0.27	ug/L			09/10/19 09:39	1
Ethylbenzene	0.27	U	1.0	0.27	ug/L			09/10/19 09:39	1
Isopropylbenzene	0.52	U	2.0	0.52	ug/L			09/10/19 09:39	1
Methylene Chloride	1.4	U	10	1.4	ug/L			09/10/19 09:39	1
Styrene	0.49	U	2.0	0.49	ug/L			09/10/19 09:39	1
1,1,2,2-Tetrachloroethane	0.44	U	1.0	0.44	ug/L			09/10/19 09:39	1
Tetrachloroethene	0.50	U	2.0	0.50	ug/L			09/10/19 09:39	1
Toluene	0.24	U	1.0	0.24	ug/L			09/10/19 09:39	1
1,2,3-Trichlorobenzene	0.37	U	2.0	0.37	ug/L			09/10/19 09:39	1
1,2,4-Trichlorobenzene	0.58	U	2.0	0.58	ug/L			09/10/19 09:39	1
1,1,1-Trichloroethane	0.30	U	1.0	0.30	ug/L			09/10/19 09:39	1
1,1,2-Trichloroethane	0.29	U	1.0	0.29	ug/L			09/10/19 09:39	1
Trichloroethene	0.61	U	2.0	0.61	ug/L			09/10/19 09:39	1
Trichlorofluoromethane	0.49	U	5.0	0.49	ug/L			09/10/19 09:39	1
Vinyl chloride	0.26	U	1.0	0.26	ug/L			09/10/19 09:39	1
Acetone	3.0	U	20	3.0	ug/L			09/10/19 09:39	1
2-Butanone (MEK)	3.2	U	10	3.2	ug/L			09/10/19 09:39	1
4-Methyl-2-pentanone (MIBK)	4.0	U	15	4.0	ug/L			09/10/19 09:39	1
Carbon disulfide	0.35	U	2.0	0.35	ug/L			09/10/19 09:39	1
2-Hexanone	4.4	U	15	4.4	ug/L			09/10/19 09:39	1
Methyl tert-butyl ether	0.44	U	2.0	0.44	ug/L			09/10/19 09:39	1
Xylenes, Total	0.50	U	4.0	0.50	ug/L			09/10/19 09:39	1

Surrogate	*MB %Recovery*	*MB Qualifier*	*Limits*	*Prepared*	*Analyzed*	*Dil Fac*
4-Bromofluorobenzene	*105*		*70 - 130*		*09/10/19 09:39*	*1*

Method: 8260B - Volatile Organic Compounds (GC/MS) (Continued)

Lab Sample ID: MB 660-215355/6
Matrix: Water
Analysis Batch: 215355

Client Sample ID: Method Blank
Prep Type: Total/NA

Surrogate	MB %Recovery	MB Qualifier	Limits	Prepared	Analyzed	Dil Fac
Dibromofluoromethane	101		70 - 130		09/10/19 09:39	1
Toluene-d8 (Surr)	102		70 - 130		09/10/19 09:39	1

Lab Sample ID: LCS 660-215355/4
Matrix: Water
Analysis Batch: 215355

Client Sample ID: Lab Control Sample
Prep Type: Total/NA

Analyte	Spike Added	LCS Result	LCS Qualifier	Unit	D	%Rec	%Rec. Limits
Benzene	10.0	8.79		ug/L		88	66 - 131
Dichlorobromomethane	10.0	9.36		ug/L		94	62 - 122
Bromoform	10.0	8.34		ug/L		83	59 - 119
Bromomethane	10.0	9.29	I	ug/L		93	37 - 137
Carbon tetrachloride	10.0	9.33		ug/L		93	62 - 124
Chlorobenzene	10.0	9.50		ug/L		95	67 - 130
Chloroethane	10.0	9.09	I	ug/L		91	49 - 150
Chloroform	10.0	9.36		ug/L		94	77 - 119
Chloromethane	10.0	7.76		ug/L		78	52 - 137
Chlorodibromomethane	10.0	9.94		ug/L		99	58 - 124
1,2-Dibromo-3-Chloropropane	10.0	10.1		ug/L		101	54 - 133
Ethylene Dibromide	10.0	8.99		ug/L		90	63 - 124
1,2-Dichlorobenzene	10.0	9.80		ug/L		98	69 - 133
1,3-Dichlorobenzene	10.0	9.85		ug/L		99	68 - 130
1,4-Dichlorobenzene	10.0	9.61		ug/L		96	69 - 133
Dichlorodifluoromethane	10.0	6.34	I	ug/L		63	23 - 150
1,1-Dichloroethane	10.0	8.57		ug/L		86	68 - 130
1,1-Dichloroethene	10.0	8.46		ug/L		85	62 - 133
1,2-Dichloroethane	10.0	8.71		ug/L		87	64 - 124
cis-1,2-Dichloroethene	10.0	8.66		ug/L		87	69 - 133
trans-1,2-Dichloroethene	10.0	8.40		ug/L		84	67 - 130
1,2-Dichloropropane	10.0	9.23		ug/L		92	79 - 130
cis-1,3-Dichloropropene	10.0	9.43		ug/L		94	68 - 130
trans-1,3-Dichloropropene	10.0	9.10		ug/L		91	57 - 121
Ethylbenzene	10.0	9.41		ug/L		94	77 - 117
Isopropylbenzene	10.0	9.57		ug/L		96	66 - 130
Methylene Chloride	10.0	8.51	I	ug/L		85	64 - 124
Styrene	10.0	9.08		ug/L		91	65 - 130
1,1,2,2-Tetrachloroethane	10.0	9.28		ug/L		93	67 - 130
Tetrachloroethene	10.0	9.37		ug/L		94	59 - 130
Toluene	10.0	9.65		ug/L		97	71 - 119
1,2,3-Trichlorobenzene	10.0	9.44		ug/L		94	69 - 129
1,2,4-Trichlorobenzene	10.0	9.28		ug/L		93	67 - 130
1,1,1-Trichloroethane	10.0	9.32		ug/L		93	64 - 124
1,1,2-Trichloroethane	10.0	10.2		ug/L		102	68 - 130
Trichloroethene	10.0	9.27		ug/L		93	65 - 130
Trichlorofluoromethane	10.0	9.73		ug/L		97	56 - 135
Vinyl chloride	10.0	9.21		ug/L		92	59 - 130
Acetone	100	75.1		ug/L		75	45 - 150
2-Butanone (MEK)	100	74.7		ug/L		75	46 - 146

Method: 8260B - Volatile Organic Compounds (GC/MS) (Continued)

Lab Sample ID: LCS 660-215355/4
Matrix: Water
Analysis Batch: 215355

Client Sample ID: Lab Control Sample
Prep Type: Total/NA

Analyte	Spike Added	LCS Result	LCS Qualifier	Unit	D	%Rec	%Rec. Limits
4-Methyl-2-pentanone (MIBK)	100	81.3		ug/L		81	46 - 146
Carbon disulfide	10.0	6.46		ug/L		65	52 - 129
2-Hexanone	100	76.9		ug/L		77	47 - 147
Methyl tert-butyl ether	10.0	8.09		ug/L		81	63 - 123

Surrogate	*LCS %Recovery*	*LCS Qualifier*	*Limits*
4-Bromofluorobenzene	*100*		*70 - 130*
Dibromofluoromethane	*104*		*70 - 130*
Toluene-d8 (Surr)	*103*		*70 - 130*

Lab Sample ID: 660-96995-1 DU
Matrix: Water
Analysis Batch: 215355

Client Sample ID: Wetland 1
Prep Type: Total/NA

Analyte	Sample Result	Sample Qualifier	DU Result	DU Qualifier	Unit	D	RPD	RPD Limit
Benzene	0.25	U	0.25	U	ug/L		NC	30
Dichlorobromomethane	0.23	U	0.23	U	ug/L		NC	30
Bromoform	1.1	U	1.1	U	ug/L		NC	30
Bromomethane	2.5	U	2.5	U	ug/L		NC	30
Carbon tetrachloride	0.23	U	0.23	U	ug/L		NC	30
Chlorobenzene	0.27	U	0.27	U	ug/L		NC	30
Chloroethane	2.5	U	2.5	U	ug/L		NC	30
Chloroform	0.29	U	0.29	U	ug/L		NC	30
Chloromethane	0.76	U	0.76	U	ug/L		NC	30
Chlorodibromomethane	0.31	U	0.31	U	ug/L		NC	30
1,2-Dibromo-3-Chloropropane	2.5	U	2.5	U	ug/L		NC	30
Ethylene Dibromide	0.27	U	0.27	U	ug/L		NC	30
1,2-Dichlorobenzene	0.24	U	0.24	U	ug/L		NC	30
1,3-Dichlorobenzene	0.26	U	0.26	U	ug/L		NC	30
1,4-Dichlorobenzene	0.22	U	0.22	U	ug/L		NC	30
Dichlorodifluoromethane	2.5	U	2.5	U	ug/L		NC	30
1,1-Dichloroethane	0.32	U	0.32	U	ug/L		NC	30
1,1-Dichloroethene	0.26	U	0.26	U	ug/L		NC	30
1,2-Dichloroethane	0.31	U	0.31	U	ug/L		NC	30
cis-1,2-Dichloroethene	0.32	U	0.32	U	ug/L		NC	30
trans-1,2-Dichloroethene	0.39	U	0.39	U	ug/L		NC	30
1,2-Dichloropropane	0.52	U	0.52	U	ug/L		NC	30
cis-1,3-Dichloropropene	0.39	U	0.39	U	ug/L		NC	30
trans-1,3-Dichloropropene	0.27	U	0.27	U	ug/L		NC	30
Ethylbenzene	0.27	U	0.27	U	ug/L		NC	30
Isopropylbenzene	0.52	U	0.52	U	ug/L		NC	30
Methylene Chloride	1.4	U	1.4	U	ug/L		NC	30
Styrene	0.49	U	0.49	U	ug/L		NC	30
1,1,2,2-Tetrachloroethane	0.44	U	0.44	U	ug/L		NC	30
Tetrachloroethene	0.50	U	0.50	U	ug/L		NC	30
Toluene	0.24	U	0.24	U	ug/L		NC	30
1,2,3-Trichlorobenzene	0.37	U	0.37	U	ug/L		NC	30
1,2,4-Trichlorobenzene	0.58	U	0.58	U	ug/L		NC	30

Method: 8260B - Volatile Organic Compounds (GC/MS) (Continued)

Lab Sample ID: 660-96995-1 DU
Matrix: Water
Analysis Batch: 215355

Client Sample ID: Wetland 1
Prep Type: Total/NA

Analyte	Sample Result	Sample Qualifier		DU Result	DU Qualifier	Unit	D			RPD	RPD Limit
1,1,1-Trichloroethane	0.30	U		0.30	U	ug/L				NC	30
1,1,2-Trichloroethane	0.29	U		0.29	U	ug/L				NC	30
Trichloroethene	0.61	U		0.61	U	ug/L				NC	30
Trichlorofluoromethane	0.49	U		0.49	U	ug/L				NC	30
Vinyl chloride	0.26	U		0.26	U	ug/L				NC	30
Acetone	3.0	U		3.0	U	ug/L				NC	30
2-Butanone (MEK)	3.2	U		3.2	U	ug/L				NC	30
4-Methyl-2-pentanone (MIBK)	4.0	U		4.0	U	ug/L				NC	30
Carbon disulfide	0.35	U		0.35	U	ug/L				NC	30
2-Hexanone	4.4	U		4.4	U	ug/L				NC	30
Methyl tert-butyl ether	0.44	U		0.44	U	ug/L				NC	30
Xylenes, Total	0.50	U		0.50	U	ug/L				NC	30

Surrogate	*DU %Recovery*	*DU Qualifier*	*Limits*
4-Bromofluorobenzene	*106*		*70 - 130*
Dibromofluoromethane	*101*		*70 - 130*
Toluene-d8 (Surr)	*104*		*70 - 130*

Method: 8270D - PAHs by GC/MS (SIM)

Lab Sample ID: MB 660-215117/1-A
Matrix: Water
Analysis Batch: 215143

Client Sample ID: Method Blank
Prep Type: Total/NA
Prep Batch: 215117

Analyte	MB Result	MB Qualifier	RL	MDL	Unit	D	Prepared	Analyzed	Dil Fac
Naphthalene	1.3	U	4.0	1.3	ug/L		09/03/19 08:53	09/04/19 07:25	1
2-Methylnaphthalene	0.67	U	0.75	0.67	ug/L		09/03/19 08:53	09/04/19 07:25	1
1-Methylnaphthalene	0.64	U	0.75	0.64	ug/L		09/03/19 08:53	09/04/19 07:25	1
Acenaphthylene	0.081	U	0.50	0.081	ug/L		09/03/19 08:53	09/04/19 07:25	1
Acenaphthene	0.25	U	0.75	0.25	ug/L		09/03/19 08:53	09/04/19 07:25	1
Fluorene	0.25	U	0.75	0.25	ug/L		09/03/19 08:53	09/04/19 07:25	1
Phenanthrene	0.86	U	3.0	0.86	ug/L		09/03/19 08:53	09/04/19 07:25	1
Anthracene	0.090	U	0.50	0.090	ug/L		09/03/19 08:53	09/04/19 07:25	1
Fluoranthene	0.23	U	0.75	0.23	ug/L		09/03/19 08:53	09/04/19 07:25	1
Pyrene	0.22	U	0.50	0.22	ug/L		09/03/19 08:53	09/04/19 07:25	1
Benzo[a]anthracene	0.050	U	0.20	0.050	ug/L		09/03/19 08:53	09/04/19 07:25	1
Chrysene	0.068	U	0.50	0.068	ug/L		09/03/19 08:53	09/04/19 07:25	1
Benzo[b]fluoranthene	0.050	U	0.10	0.050	ug/L		09/03/19 08:53	09/04/19 07:25	1
Benzo[k]fluoranthene	0.083	U	0.50	0.083	ug/L		09/03/19 08:53	09/04/19 07:25	1
Benzo[a]pyrene	0.073	U	0.50	0.073	ug/L		09/03/19 08:53	09/04/19 07:25	1
Benzo[g,h,i]perylene	0.070	U	0.50	0.070	ug/L		09/03/19 08:53	09/04/19 07:25	1
Indeno[1,2,3-cd]pyrene	0.050	U	0.20	0.050	ug/L		09/03/19 08:53	09/04/19 07:25	1
Dibenz(a,h)anthracene	0.077	U	0.20	0.077	ug/L		09/03/19 08:53	09/04/19 07:25	1

Surrogate	*MB %Recovery*	*MB Qualifier*	*Limits*	*Prepared*	*Analyzed*	*Dil Fac*
2-methylnaphthalene-d10	*59*		*19 - 110*	*09/03/19 08:53*	*09/04/19 07:25*	*1*
Fluoranthene-d10	*66*		*35 - 140*	*09/03/19 08:53*	*09/04/19 07:25*	*1*

Method: 8270D - PAHs by GC/MS (SIM) (Continued)

Lab Sample ID: LCS 660-215117/2-A
Matrix: Water
Analysis Batch: 215143

Client Sample ID: Lab Control Sample
Prep Type: Total/NA
Prep Batch: 215117

Analyte	Spike Added	LCS Result	LCS Qualifier	Unit	D	%Rec	%Rec. Limits
Naphthalene	20.0	9.35		ug/L		47	32 - 110
2-Methylnaphthalene	20.0	10.6		ug/L		53	30 - 110
1-Methylnaphthalene	20.0	10.6		ug/L		53	31 - 110
Acenaphthylene	20.0	10.0		ug/L		50	35 - 110
Acenaphthene	20.0	9.72		ug/L		49	35 - 110
Fluorene	20.0	10.2		ug/L		51	38 - 110
Phenanthrene	20.0	10.9		ug/L		55	39 - 110
Anthracene	20.0	12.3		ug/L		61	38 - 110
Fluoranthene	20.0	14.0		ug/L		70	41 - 110
Pyrene	20.0	13.4		ug/L		67	46 - 110
Benzo[a]anthracene	20.0	14.6		ug/L		73	47 - 110
Chrysene	20.0	15.0		ug/L		75	48 - 110
Benzo[b]fluoranthene	20.0	14.1		ug/L		71	47 - 110
Benzo[k]fluoranthene	20.0	13.7		ug/L		68	44 - 110
Benzo[a]pyrene	20.0	14.2		ug/L		71	45 - 110
Benzo[g,h,i]perylene	20.0	15.0		ug/L		75	47 - 110
Indeno[1,2,3-cd]pyrene	20.0	16.2		ug/L		81	47 - 112
Dibenz(a,h)anthracene	20.0	14.4		ug/L		72	47 - 110

Surrogate	*LCS %Recovery*	*LCS Qualifier*	*Limits*
2-methylnaphthalene-d10	*58*		*19 - 110*
Fluoranthene-d10	*75*		*35 - 140*

Method: FL-PRO Micro - Florida - Petroleum Range Organics (GC)

Lab Sample ID: MB 660-215155/1-A
Matrix: Water
Analysis Batch: 215157

Client Sample ID: Method Blank
Prep Type: Total/NA
Prep Batch: 215155

Analyte	MB Result	MB Qualifier	RL	MDL	Unit	D	Prepared	Analyzed	Dil Fac
Total Petroleum Hydrocarbons (C8-C40)	0.24	U	1.0	0.24	mg/L		09/04/19 07:53	09/04/19 09:26	1

Surrogate	*MB %Recovery*	*MB Qualifier*	*Limits*	*Prepared*	*Analyzed*	*Dil Fac*
o-Terphenyl	*107*		*66 - 139*	*09/04/19 07:53*	*09/04/19 09:26*	*1*
n-C39	*92*		*40 - 129*	*09/04/19 07:53*	*09/04/19 09:26*	*1*

Lab Sample ID: LCS 660-215155/2-A
Matrix: Water
Analysis Batch: 215157

Client Sample ID: Lab Control Sample
Prep Type: Total/NA
Prep Batch: 215155

Analyte	Spike Added	LCS Result	LCS Qualifier	Unit	D	%Rec	%Rec. Limits
Total Petroleum Hydrocarbons (C8-C40)	12.1	10.5		mg/L		87	65 - 119

Surrogate	*LCS %Recovery*	*LCS Qualifier*	*Limits*
o-Terphenyl	*103*		*66 - 139*
n-C39	*89*		*40 - 129*

Method: 6010D - Metals (ICP)

Lab Sample ID: MB 660-215136/1-A
Matrix: Water
Analysis Batch: 215167

Client Sample ID: Method Blank
Prep Type: Total Recoverable
Prep Batch: 215136

Analyte	MB Result	MB Qualifier	RL	MDL	Unit	D	Prepared	Analyzed	Dil Fac
Silver	0.0015	U	0.010	0.0015	mg/L		09/03/19 12:57	09/04/19 09:16	1
Arsenic	0.0019	U	0.010	0.0019	mg/L		09/03/19 12:57	09/04/19 09:16	1
Barium	0.00092	U	0.010	0.00092	mg/L		09/03/19 12:57	09/04/19 09:16	1
Cadmium	0.00046	U	0.0040	0.00046	mg/L		09/03/19 12:57	09/04/19 09:16	1
Chromium	0.0011	U	0.010	0.0011	mg/L		09/03/19 12:57	09/04/19 09:16	1
Lead	0.0020	U	0.010	0.0020	mg/L		09/03/19 12:57	09/04/19 09:16	1
Selenium	0.0050	U	0.020	0.0050	mg/L		09/03/19 12:57	09/04/19 09:16	1

Lab Sample ID: LCS 660-215136/2-A
Matrix: Water
Analysis Batch: 215167

Client Sample ID: Lab Control Sample
Prep Type: Total Recoverable
Prep Batch: 215136

Analyte	Spike Added	LCS Result	LCS Qualifier	Unit	D	%Rec	%Rec. Limits
Silver	1.00	0.981		mg/L		98	80 - 120
Arsenic	1.00	0.997		mg/L		100	80 - 120
Barium	1.00	1.01		mg/L		101	80 - 120
Cadmium	1.00	0.990		mg/L		99	80 - 120
Chromium	1.00	1.02		mg/L		102	80 - 120
Lead	1.00	1.01		mg/L		101	80 - 120
Selenium	1.00	0.999		mg/L		100	80 - 120

Method: 7470A - Mercury (CVAA)

Lab Sample ID: MB 660-215200/13-A
Matrix: Water
Analysis Batch: 215213

Client Sample ID: Method Blank
Prep Type: Total/NA
Prep Batch: 215200

Analyte	MB Result	MB Qualifier	RL	MDL	Unit	D	Prepared	Analyzed	Dil Fac
Mercury	0.076	U	0.30	0.076	ug/L		09/05/19 08:33	09/05/19 11:13	1

Lab Sample ID: LCS 660-215200/14-A
Matrix: Water
Analysis Batch: 215213

Client Sample ID: Lab Control Sample
Prep Type: Total/NA
Prep Batch: 215200

Analyte	Spike Added	LCS Result	LCS Qualifier	Unit	D	%Rec	%Rec. Limits
Mercury	1.40	1.39		ug/L		99	80 - 120

Method: 2130B-2011 - Turbidity

Lab Sample ID: MB 660-215171/2
Matrix: Water
Analysis Batch: 215171

Client Sample ID: Method Blank
Prep Type: Total/NA

Analyte	MB Result	MB Qualifier	RL	RL	Unit	D	Prepared	Analyzed	Dil Fac
Turbidity	0.50	U	0.50	0.50	NTU			08/30/19 10:10	1

Method: 2130B-2011 - Turbidity (Continued)

Lab Sample ID: DLCK 660-215171/1
Matrix: Water
Analysis Batch: 215171

Client Sample ID: Lab Control Sample
Prep Type: Total/NA

Analyte	Spike Added	DLCK Result	DLCK Qualifier	Unit	D	%Rec	%Rec. Limits
Turbidity	0.500	0.602		NTU		120	50 - 150

Lab Sample ID: LCS 660-215171/3
Matrix: Water
Analysis Batch: 215171

Client Sample ID: Lab Control Sample
Prep Type: Total/NA

Analyte	Spike Added	LCS Result	LCS Qualifier	Unit	D	%Rec	%Rec. Limits
Turbidity	40.0	38.2		NTU		96	90 - 110

Lab Sample ID: 660-96995-1 DU
Matrix: Water
Analysis Batch: 215171

Client Sample ID: Wetland 1
Prep Type: Total/NA

Analyte	Sample Result	Sample Qualifier	DU Result	DU Qualifier	Unit	D	RPD	RPD Limit
Turbidity	1.0		1.08		NTU		5	20

Method: 2540C-2011 - Total Dissolved Solids (Dried at 180 °C)

Lab Sample ID: MB 660-215131/1
Matrix: Water
Analysis Batch: 215131

Client Sample ID: Method Blank
Prep Type: Total/NA

Analyte	MB Result	MB Qualifier	RL	RL	Unit	D	Prepared	Analyzed	Dil Fac
Total Dissolved Solids	5.0	U	5.0	5.0	mg/L			09/03/19 12:18	1

Lab Sample ID: LCS 660-215131/2
Matrix: Water
Analysis Batch: 215131

Client Sample ID: Lab Control Sample
Prep Type: Total/NA

Analyte	Spike Added	LCS Result	LCS Qualifier	Unit	D	%Rec	%Rec. Limits
Total Dissolved Solids	10000	9780		mg/L		98	80 - 120

Lab Sample ID: 660-96995-2 DU
Matrix: Water
Analysis Batch: 215131

Client Sample ID: Wetland 2
Prep Type: Total/NA

Analyte	Sample Result	Sample Qualifier	DU Result	DU Qualifier	Unit	D	RPD	RPD Limit
Total Dissolved Solids	7700		7750		mg/L		1	5.0

QC Association Summary

Client: Envirologic International LTD.
Project/Site: Carnival Grand Port

Job ID: 660-96995-1

GC/MS VOA

Analysis Batch: 215355

Lab Sample ID	Client Sample ID	Prep Type	Matrix	Method	Prep Batch
660-96995-1	Wetland 1	Total/NA	Water	8260B	
MB 660-215355/6	Method Blank	Total/NA	Water	8260B	
LCS 660-215355/4	Lab Control Sample	Total/NA	Water	8260B	
660-96995-1 DU	Wetland 1	Total/NA	Water	8260B	

GC/MS Semi VOA

Prep Batch: 215117

Lab Sample ID	Client Sample ID	Prep Type	Matrix	Method	Prep Batch
660-96995-1	Wetland 1	Total/NA	Water	3510C	
660-96995-2	Wetland 2	Total/NA	Water	3510C	
MB 660-215117/1-A	Method Blank	Total/NA	Water	3510C	
LCS 660-215117/2-A	Lab Control Sample	Total/NA	Water	3510C	

Analysis Batch: 215143

Lab Sample ID	Client Sample ID	Prep Type	Matrix	Method	Prep Batch
660-96995-1	Wetland 1	Total/NA	Water	8270D	215117
660-96995-2	Wetland 2	Total/NA	Water	8270D	215117
MB 660-215117/1-A	Method Blank	Total/NA	Water	8270D	215117
LCS 660-215117/2-A	Lab Control Sample	Total/NA	Water	8270D	215117

GC Semi VOA

Prep Batch: 215155

Lab Sample ID	Client Sample ID	Prep Type	Matrix	Method	Prep Batch
660-96995-1	Wetland 1	Total/NA	Water	MicroExt Prep	
MB 660-215155/1-A	Method Blank	Total/NA	Water	MicroExt Prep	
LCS 660-215155/2-A	Lab Control Sample	Total/NA	Water	MicroExt Prep	

Analysis Batch: 215157

Lab Sample ID	Client Sample ID	Prep Type	Matrix	Method	Prep Batch
660-96995-1	Wetland 1	Total/NA	Water	FL-PRO Micro	215155
MB 660-215155/1-A	Method Blank	Total/NA	Water	FL-PRO Micro	215155
LCS 660-215155/2-A	Lab Control Sample	Total/NA	Water	FL-PRO Micro	215155

Metals

Prep Batch: 215136

Lab Sample ID	Client Sample ID	Prep Type	Matrix	Method	Prep Batch
660-96995-1	Wetland 1	Total Recoverable	Water	3005A	
660-96995-2	Wetland 2	Total Recoverable	Water	3005A	
MB 660-215136/1-A	Method Blank	Total Recoverable	Water	3005A	
LCS 660-215136/2-A	Lab Control Sample	Total Recoverable	Water	3005A	

Analysis Batch: 215167

Lab Sample ID	Client Sample ID	Prep Type	Matrix	Method	Prep Batch
660-96995-1	Wetland 1	Total Recoverable	Water	6010D	215136
660-96995-2	Wetland 2	Total Recoverable	Water	6010D	215136
MB 660-215136/1-A	Method Blank	Total Recoverable	Water	6010D	215136
LCS 660-215136/2-A	Lab Control Sample	Total Recoverable	Water	6010D	215136

QC Association Summary

Client: Envirologic International LTD.
Project/Site: Carnival Grand Port

Job ID: 660-96995-1

Metals

Prep Batch: 215200

Lab Sample ID	Client Sample ID	Prep Type	Matrix	Method	Prep Batch
660-96995-1	Wetland 1	Total/NA	Water	7470A	
660-96995-2	Wetland 2	Total/NA	Water	7470A	
MB 660-215200/13-A	Method Blank	Total/NA	Water	7470A	
LCS 660-215200/14-A	Lab Control Sample	Total/NA	Water	7470A	

Analysis Batch: 215213

Lab Sample ID	Client Sample ID	Prep Type	Matrix	Method	Prep Batch
660-96995-1	Wetland 1	Total/NA	Water	7470A	215200
660-96995-2	Wetland 2	Total/NA	Water	7470A	215200
MB 660-215200/13-A	Method Blank	Total/NA	Water	7470A	215200
LCS 660-215200/14-A	Lab Control Sample	Total/NA	Water	7470A	215200

General Chemistry

Analysis Batch: 215131

Lab Sample ID	Client Sample ID	Prep Type	Matrix	Method	Prep Batch
660-96995-1	Wetland 1	Total/NA	Water	2540C-2011	
660-96995-2	Wetland 2	Total/NA	Water	2540C-2011	
MB 660-215131/1	Method Blank	Total/NA	Water	2540C-2011	
LCS 660-215131/2	Lab Control Sample	Total/NA	Water	2540C-2011	
660-96995-2 DU	Wetland 2	Total/NA	Water	2540C-2011	

Analysis Batch: 215171

Lab Sample ID	Client Sample ID	Prep Type	Matrix	Method	Prep Batch
660-96995-1	Wetland 1	Total/NA	Water	2130B-2011	
660-96995-2	Wetland 2	Total/NA	Water	2130B-2011	
MB 660-215171/2	Method Blank	Total/NA	Water	2130B-2011	
DLCK 660-215171/1	Lab Control Sample	Total/NA	Water	2130B-2011	
LCS 660-215171/3	Lab Control Sample	Total/NA	Water	2130B-2011	
660-96995-1 DU	Wetland 1	Total/NA	Water	2130B-2011	

Lab Chronicle

Client: Envirologic International LTD.
Project/Site: Carnival Grand Port

Job ID: 660-96995-1

Client Sample ID: Wetland 1

Date Collected: 08/28/19 10:15
Date Received: 08/30/19 08:52

Lab Sample ID: 660-96995-1

Matrix: Water

Prep Type	Batch Type	Batch Method	Run	Dil Factor	Initial Amount	Final Amount	Batch Number	Prepared or Analyzed	Analyst	Lab
Total/NA	Analysis	8260B		1	5 mL	5 mL	215355	09/10/19 10:11	ECC	TAL TAM
Total/NA	Prep	3510C			270 mL	1 mL	215117	09/03/19 08:53	MBS	TAL TAM
Total/NA	Analysis	8270D		1			215143	09/04/19 15:51	MWJ	TAL TAM
Total/NA	Prep	MicroExt Prep			35.03 mL	2 mL	215155	09/04/19 07:53	EM	TAL TAM
Total/NA	Analysis	FL-PRO Micro		1			215157	09/04/19 14:00	PC1	TAL TAM
Total Recoverable	Prep	3005A			50 mL	50 mL	215136	09/03/19 12:57	GAF	TAL TAM
Total Recoverable	Analysis	6010D		5			215167	09/04/19 09:50	GAF	TAL TAM
Total/NA	Prep	7470A			25 mL	35 mL	215200	09/05/19 08:33	GAF	TAL TAM
Total/NA	Analysis	7470A		1			215213	09/05/19 11:37	GAF	TAL TAM
Total/NA	Analysis	2130B-2011		1			215171	08/30/19 10:10	JLD	TAL TAM
Total/NA	Analysis	2540C-2011		1	10 mL	200 mL	215131	09/03/19 12:18	SGF	TAL TAM

Client Sample ID: Wetland 2

Date Collected: 08/28/19 11:00
Date Received: 08/30/19 08:52

Lab Sample ID: 660-96995-2

Matrix: Water

Prep Type	Batch Type	Batch Method	Run	Dil Factor	Initial Amount	Final Amount	Batch Number	Prepared or Analyzed	Analyst	Lab
Total/NA	Prep	3510C			270 mL	1 mL	215117	09/03/19 08:53	MBS	TAL TAM
Total/NA	Analysis	8270D		1			215143	09/04/19 16:12	MWJ	TAL TAM
Total Recoverable	Prep	3005A			50 mL	50 mL	215136	09/03/19 12:57	GAF	TAL TAM
Total Recoverable	Analysis	6010D		5			215167	09/04/19 09:57	GAF	TAL TAM
Total/NA	Prep	7470A			25 mL	35 mL	215200	09/05/19 08:33	GAF	TAL TAM
Total/NA	Analysis	7470A		1			215213	09/05/19 11:39	GAF	TAL TAM
Total/NA	Analysis	2130B-2011		1			215171	08/30/19 10:10	JLD	TAL TAM
Total/NA	Analysis	2540C-2011		1	10 mL	200 mL	215131	09/03/19 12:18	SGF	TAL TAM

Laboratory References:

TAL TAM = Eurofins TestAmerica, Tampa, 6712 Benjamin Road, Suite 100, Tampa, FL 33634, TEL (813)885-7427

Method Summary

Client: Envirologic International LTD.
Project/Site: Carnival Grand Port

Job ID: 660-96995-1

Method	Method Description	Protocol	Laboratory
8260B	Volatile Organic Compounds (GC/MS)	SW846	TAL TAM
8270D	PAHs by GC/MS (SIM)	SW846	TAL TAM
FL-PRO Micro	Florida - Petroleum Range Organics (GC)	FL-DEP	TAL TAM
6010D	Metals (ICP)	SW846	TAL TAM
7470A	Mercury (CVAA)	SW846	TAL TAM
2130B-2011	Turbidity	SM	TAL TAM
2540C-2011	Total Dissolved Solids (Dried at 180 °C)	SM	TAL TAM
3005A	Preparation, Total Recoverable or Dissolved Metals	SW846	TAL TAM
3510C	Liquid-Liquid Extraction (Separatory Funnel)	SW846	TAL TAM
5030B	Purge and Trap	SW846	TAL TAM
7470A	Preparation, Mercury	SW846	TAL TAM
MicroExt Prep	Microextraction	SW846	TAL TAM

Protocol References:

FL-DEP = State Of Florida Department Of Environmental Protection, Florida Administrative Code.
SM = "Standard Methods For The Examination Of Water And Wastewater"
SW846 = "Test Methods For Evaluating Solid Waste, Physical/Chemical Methods", Third Edition, November 1986 And Its Updates.

Laboratory References:

TAL TAM = Eurofins TestAmerica, Tampa, 6712 Benjamin Road, Suite 100, Tampa, FL 33634, TEL (813)885-7427

Accreditation/Certification Summary

Client: Envirologic International LTD.
Job ID: 660-96995-1
Project/Site: Carnival Grand Port

Laboratory: Eurofins TestAmerica, Tampa

The accreditations/certifications listed below are applicable to this report.

Authority	Program	Identification Number	Expiration Date
Florida	NELAP	E84282	06-30-20

Eurofins TestAmerica, Tampa
6712 Benjamin Road Suite 100
Tampa, FL 33634
Phone: 813-885-7427 Fax: 813-885-7049

Chain of Custody Record

eurofins | Environment Testing TestAmerica

Client Information	Sampler: Lloyd Cheong	Lab PM: Gudnason, Haukur M	Carrier Tracking No(s): FEDEX 8085 8306 1494	COC No: 660-86801-28129,~~3~~ 6
Client Contact: Mr. Lloyd Cheong	Phone: ~~[illegible]~~ (242) 351-2490	E-Mail: haukur.gudnason@testamericainc.com		Page: Page 3 of 3
Company: Envirologic International LTD.				Job #:
Address: 1100 SE 24th Street Suite 101F	Due Date Requested:			
City: Ft. Lauderdale	TAT Requested (days):			
State, Zip: FL, 33316				
Phone: 954-727-3965(Tel)	PO #: Purchase Order not required			
Email: envirologic.bahamas@gmail.com	WO #:			
Project Name: Carnival Grand Port	Project #: 66013991			
Site: Grand Port	SSOW#:			

Analysis Requested

Preservation Codes:

A - HCL	M - Hexane
B - NaOH	N - None
C - Zn Acetate	O - AsNaO2
D - Nitric Acid	P - Na2O4S
E - NaHSO4	Q - Na2SO3
F - MeOH	R - Na2S2O3
G - Amchlor	S - H2SO4
H - Ascorbic Acid	T - TSP Dodecahydrate
I - Ice	U - Acetone
J - DI Water	V - MCAA
K - EDTA	W - pH 4-5
L - EDA	Z - other (specify)

Other:

Sample Identification	Sample Date	Sample Time	Sample Type (C=comp, G=grab)	Matrix (W=water, S=solid, O=waste/oil, BT=Tissue, A=Air)	Field Filtered Sample (Yes or No)	Perform MS/MSD (Yes or No)	8270D_SIM - Polycyclic Aromatic Hydrocarbons	SM2130B - Turbidity	6010D, 7470A	8260B - Target Compound List	FLPRO_Micro - TRPH	2540C - TDS	FieldSampling - Field Sampling Oxygen, Dissolved	Total Number of containers	Special Instructions/Note:
			Preservation Code:		X	X	N	N	D	A	A	N	N	X	
Wetland 1	8/28/19	10:15	G	Water			2	1	1	~~3~~	2	1			Brackish Water
Wetland 2	↓	11:00	G	Water			2	1	1	~~3~~	~~2~~	1			
				Water											

Loc: 660
96995

660-96995 Chain of Custody

Possible Hazard Identification
☐ Non-Hazard ☐ Flammable ☐ Skin Irritant ☐ Poison B ☐ Unknown ☐ Radiological

Sample Disposal (A fee may be assessed if samples are retained longer than 1 month)
☐ Return To Client ☐ Disposal By Lab ☐ Archive For _____ Months

Deliverable Requested: I, II, III, IV, Other (specify)

Special Instructions/QC Requirements:

Empty Kit Relinquished by:	Date:	Time:	Method of Shipment:

Relinquished by:	Date/Time:	Company	Received by:	Date/Time:	Company
Lloyd Cheong	8/29/19 10:00am	EIL	Riverston Fullwood	8/30/19 0852	Eurofins TA

Custody Seals Intact: Δ Yes ☒ No

Custody Seal No.: N/A

Cooler Temperature(s) °C and Other Remarks: 2.0/2.0 CU 09

Ver: 01/16/2019

Login Sample Receipt Checklist

Client: Envirologic International LTD.

Job Number: 660-96995-1

Login Number: 96995
List Number: 1
Creator: Hornsby, Terry

List Source: Eurofins TestAmerica, Tampa

Question	Answer	Comment
Radioactivity wasn't checked or is </= background as measured by a survey meter.	True	
The cooler's custody seal, if present, is intact.	True	
Sample custody seals, if present, are intact.	True	
The cooler or samples do not appear to have been compromised or tampered with.	True	
Samples were received on ice.	True	
Cooler Temperature is acceptable.	True	
Cooler Temperature is recorded.	True	
COC is present.	True	
COC is filled out in ink and legible.	True	
COC is filled out with all pertinent information.	True	
Is the Field Sampler's name present on COC?	True	
There are no discrepancies between the containers received and the COC.	True	
Samples are received within Holding Time (excluding tests with immediate HTs)	True	
Sample containers have legible labels.	True	
Containers are not broken or leaking.	True	
Sample collection date/times are provided.	True	
Appropriate sample containers are used.	True	
Sample bottles are completely filled.	True	
Sample Preservation Verified.	N/A	
There is sufficient vol. for all requested analyses, incl. any requested MS/MSDs	True	
Containers requiring zero headspace have no headspace or bubble is <6mm (1/4").	True	
Multiphasic samples are not present.	True	
Samples do not require splitting or compositing.	True	
Residual Chlorine Checked.	N/A	

 # A5 Freeport Warehouse
Lindburg Rd
Freeportm GBI Bahamas
Phone:242-477-9337
Fax:242-352-7133
email: adamlabbs@gmail.com

ADAM's Analytical Laboratories

Report Date:	24-Aug-19

Prepared by:	A. Davis

Sample	waste water
Sample Date:	19-Aug-19
Request (Company):	
Sample Source:	See below

Sample Id:	see below
Time:	
Requested by:	L. Choung
Sampled by:	

		OW-1	OW-2	OW-3	OW-4		
Well Water	Method #	CFU/100ml					
Total Heterotroph Plate count	9215A	4600	400	100	1500		
Total Coliform bacteria	10028A	3600	NG	NG	300		
E. coli	10028B	NG	NG	NG	NG		
Chlorides	8113	525	2905	12810	963		
Sample time		12:55	10:35	9:05	1:05		

Comment:

Sign:_____

Date: 24-Aug-19

 # A5 Freeport Warehouse
Lindburg Rd
Freeportm GBI Bahamas
Phone:242-477-9337
Fax:242-352-7133
email: adamlabbs@gmail.com

ADAM's Analytical Laboratories

Report Date:	25-Aug-19

Prepared by:	A. Davis

Sample	waste water
Sample Date:	20-Aug-19
Request (Company):	
Sample Source:	See below

Sample Id:	see below
Time:	
Requested by:	L. Choung
Sampled by:	

		OW-6	OW-7	OW-8	OW-9		
Well Water	Method #	CFU/100ml					
Total Heterotroph Plate count	9215A	100	500	2500	5500		
Total Coliform bacteria	10028A	NG	100	2100	1900		
E. coli	10028B	NG	NG	NG	NG		
Chlorides	8113	420	210	446	630		
Sample time		8:55	10:10	12:45	11:30		

Comment:

Sign:_____

Date: 25-Aug-19

 # A5 Freeport Warehouse
Lindburg Rd
Freeportm GBI Bahamas
Phone:242-477-9337
Fax:242-352-7133
email: adamlabbs@gmail.com

ADAM's Analytical Laboratories

Report Date:	26-Aug-19

Prepared by:	A. Davis

Sample	waste water
Sample Date:	21-Aug-19
Request (Company):	
Sample Source:	See below

Sample Id:	see below
Time:	see below
Requested by:	L. Choung
Sampled by:	

		OW-5	OW-10	OW-11	OW-12		
Well Water	Method #	CFU/100ml					
Total Heterotroph Plate count	9215A	20000	5000	2500	5500		
Total Coliform bacteria	10028A	9400	1600	2100	1900		
E. coli	10028B	200	NG	NG	NG		
Chlorides	8113	1680	770	376	262		
Sample Time		9:00	10:15	11:45	1:05		

Comment:

Sign: A. Davis

Date: 26-Aug-19

 # A5 Freeport Warehouse
Lindburg Rd
Freeportm GBI Bahamas
Phone:242-477-9337
Fax:242-352-7133
email: adamlabbs@gmail.com

ADAM's Analytical Laboratories

Report Date:	26-Aug-19

Prepared by:	A. Davis

Sample	waste water
Sample Date:	21-Aug-19
Request (Company):	
Sample Source:	See below

Sample Id:	see below
Time:	see below
Requested by:	L. Choung
Sampled by:	

		OW-13	OW-14	Dupa	EB		
Well Water	Method #	CFU/100ml					
Total Heterotroph Plate count	9215A	100	8000	800	8300		
Total Coliform bacteria	10028A	323	7300	600	6800		
E. coli	10028B	6475	NG	NG	NG		
Chlorides	8113	665	323	6475	1.7		
Sample Time		10:12	12:15		9:05		

Comment:

Sign: A. Davis

Date: 26-Aug-19